

**AUBURN DISTRICT
CRICKET CLUB INC.**



**46TH
ANNUAL REPORT
1996/97**

PERFECTION BADGES

Manufacturers & Suppliers of..

- METAL BADGES
- BUTTON BADGES
- EMBROIDERED CLOTH BADGES
- KEY RINGS
- COMPANY AWARDS
- NAME BARS
- ADVERTISING & PROMOTIONAL ITEMS
- CLUB & COMPANY JEWELLERY
- LARGE RANGE OF ASSORTED SOUVENIRS
- SOUVENIR SPOONS
- MEDALS & MEDALLIONS

Free Design Service No obligation quotations.

PERFECTION BADGES

19 SKINNER AVENUE
PUNCHBOWL NSW 2196
PHONE: (02) 9584 9144
FAX: (02) 9584 9315

TABLE OF CONTENTS

HONOURS LIST	1
OFFICE BEARERS FOR SEASON 1996 - 97	2
EXECUTIVE OFFICE BEARERS SINCE CLUB FORMATION	4
PRESIDENT'S REPORT	5
SECRETARY'S REPORT	8
APPRECIATION ROLL	11
COMPETITION RESULTS AND POINTS TABLE FOR 1996 - 97	12
COMPETITION WINNERS SINCE 1951 - 52	15
ALL TEAM CAPTAINS SINCE INCEPTION 1951 - 1952	19
AWARD WINNERS 1996 - 97 SEASON	20
PREVIOUS CLUB AWARD WINNERS	22
1ST GRADE MATCH SUMMARIES AND CAPTAIN'S REPORT	26
1ST GRADE PLAYERS AND AVERAGES	28
1ST GRADE OUTSTANDING PERFORMANCES 1996 - 97	34
1ST GRADE RECORDS SINCE 1951 - 52	35
2ND GRADE MATCH SUMMARIES AND CAPTAIN'S REPORT	38
2ND GRADE PLAYERS AND AVERAGES	40
2ND GRADE OUTSTANDING PERFORMANCES 1996 - 97	45
2ND GRADE RECORDS SINCE 1954 - 55	46
3RD GRADE MATCH SUMMARIES AND CAPTAIN'S REPORT	49
3RD GRADE PLAYERS AND AVERAGES	51
3RD GRADE OUTSTANDING PERFORMANCES 1996 - 97	57
3RD GRADE RECORDS SINCE 1964 - 65	58
4TH GRADE MATCH SUMMARIES AND CAPTAIN'S REPORT	61
4TH GRADE PLAYERS AND AVERAGES	64
4TH GRADE OUTSTANDING PERFORMANCES 1996 - 97	69
4TH GRADE RECORDS SINCE 1982 - 83	70
UNDER 24 CAPTAIN'S REPORT AND MATCH RESULTS	73
UNDER 24 COMPETITION STATISTICS SINCE 1987 - 88	76
COMBINED BATTING PERFORMANCES FOR 1996 - 97	78
COMBINED BOWLING PERFORMANCES FOR 1996 - 97	80
1996 - 97 PLAYER'S CAREER STATISTICS	82
PLAYERS 100 MATCH CLUB	86
DISTINGUISHED INDIVIDUAL SEASON PERFORMANCES	87
ALL PARTNERSHIPS IN EXCESS 150 RUNS	88
CENTURIES SCORED SINCE CLUB'S INCEPTION 1951- 52	89
SEVEN WICKETS IN AN INNINGS SINCE 1951 - 52	91
BATSMEN 1000 RUN CLUB	93
BOWLERS 100 WICKET CLUB	95
HIGHEST AND LOWEST TEAM SCORES	97
THE DUCK CLUB AWARD	99

A D C C H O N O U R S L I S T

1952 - 1953	1ST GRADE	PREMIERS
1956 - 1957	1ST GRADE	MINOR PREMIERS
1961 - 1962	1ST GRADE	PREMIERS
1962 - 1963	1ST GRADE	PREMIERS
1962 - 1963	1ST GRADE	MINOR PREMIERS
1962 - 1963		CLUB CHAMPIONS
1963 - 1964	1ST GRADE	PREMIERS
1963 - 1964	1ST GRADE	MINOR PREMIERS
1973 - 1974	3RD GRADE	MINOR PREMIERS
1978 - 1979		CLUB CHAMPIONS
1980 - 1981	1ST GRADE	MINOR PREMIERS
1981 - 1982	3RD GRADE	MINOR PREMIERS
1984 - 1985	4TH GRADE	PREMIERS
1985 - 1986	2ND GRADE	PREMIERS
1985 - 1986	3RD GRADE	MINOR PREMIERS
1985 - 1986		CLUB CHAMPIONS
1986 - 1987	3RD GRADE	PREMIERS
1986 - 1987	3RD GRADE	MINOR PREMIERS
1988 - 1989	4TH GRADE	MINOR PREMIERS
1989 - 1990	1ST GRADE	PREMIERS
1995 - 1996	3RD GRADE	PREMIERS

OFFICE BEARERS FOR SEASON 1996 - 1997

<u>PATRONS:</u>	L. Farley, R. Johnson, A. Rudgeley, R. Hadley,
<u>PRESIDENT:</u>	D. Tribolet
<u>SENIOR VICE PRESIDENT:</u>	T. Suchy
<u>VICE PRESIDENTS:</u>	R. Johnson, L. Farley, T. Suchy, K. Collins, M. McShane W. Shepherd, R. Gentles, N. Ross, R. Abercrombie G. Parry, N. Willis, C. Cassidy.
<u>HONORARY SECRETARY:</u>	M. Wood
<u>ASSISTANT SECRETARY:</u>	K. Carr (resigned to take up position of treasurer) S. Percival (appointed)
<u>HONORARY TREASURER:</u>	G. Kenny (resigned) K. Carr (appointed)
<u>MANAGEMENT COMMITTEE:</u>	R. Lopez, D. Burton, P. Bucholtz, M. Ward, M. Rouillon, S. Percival.
<u>PROVISIONAL SELECTION COMMITTEE AND PRACTICE CAPTAINS:</u>	R. Eager, M. Wood, R. Lopez, D. Tribolet, S. Percival.
<u>LIFE MEMBERS:</u>	G. Parry, D. Tribolet, A. Rudgeley, R. Johnson, T. Suchy, W. Shepherd, R. Hadley, K. Collins, P. Percey, D. Noyes, R. Gentles, J. Ross, J. Whitford (*), T. Haggett (*), E. Howard (*), M. McShane, M. Wood.
(*) Deceased	
<u>DELEGATES TO SYDNEY SHIRES REP. COMMITTEE:</u>	D. Tribolet, M. Wood, S. Percival.
<u>DELEGATES TO : AUBURN COMBINED SPORTS COMMITTEE</u>	M. Wood, K. Collins
<u>CUMBERLAND CRICKET COUNCIL</u>	M. Wood

EXECUTIVE OFFICE BEARERS

PRESIDENT

1951 - 1952	A. SINCLAIR
1952 - 1970	T.HAGGETT
1970 - 1973	G. PARRY
1973 - 1976	A. RUDGELEY
1976 - 1994	D.TRIBOLET
1994 - 1995	R. HADLEY
1995 - Curr	D.TRIBOLET

SECRETARY

1951 - 1957	J. WHITFORD
1957 - 1967	G. PARRY
1967 - 1972	D.TRIBOLET
1972 - 1973	J. ROSS
1973 - 1976	D.TRIBOLET
1976 - 1979	D.VEIGAL
1979 - 1980	A. SMEE
1980 - 1982	D. VEIGAL
1982 - 1983	A. SMEE
1983 - 1988	S. BLOMFIELD
1988 - 1990	G. BIRD (Snr)
1990 - Curr	M. WOOD

TREASURER

1951 - 1952	R. BAKER
1952 - 1954	S. MEIER
1954 - 1959	A. INGLEBY
1959 - 1961	H. HARRISON
1961 - 1962	D. WOODWARD
1962 - 1966	K. GRIFFITHS
1966 - 1967	R. HALL
1967 - 1970	P. PERKINS
1970 - 1973	P. MOONEY
1973 - 1978	T. SUCHY
1978 - 1979	A. SMEE
1979 - 1985	T. SUCHY
1985 - 1988	G. GUTHRIE
1988 - 1991	****
1991 - 1992	J. DAVINO
1992 - 1993	T. SUCHY
1993 - 1995	D. O'BRIEN
1995 - 1996	R. HADLEY
1996 - Curr	K. CARR

PRESIDENT'S REPORT

A season of near misses. Many matches through the grades lost by small margins and then our current third grade premiers missing out on the semis on percentages. It is strange but we just can't seem to win the really close matches. This has happened for as long as I can remember. Overall it was an unusual season, not one minor premier won a competition, three premiers came from 4th spot and the other from 3rd. In fact even in grade, St George was the only minor premier to win. It just goes to show what can happen in semi finals & finals with the right attitude and four days of good weather.

Our rebuilding continued this season with the appointment of a new coach whom we understand and hope will be with us for some time. It is always difficult for someone new to take over and fire in the first year, not knowing players, oppositions etc. Hopefully the coming season will be the one we are looking for and we should start getting into the top few in the Club Championship.

The first grade struggled again the year. We need to improve quickly to keep up with the ever increasing standard of this grade. There were some fine individual performances by some team members but also some very disappointing efforts by others.

Our second grade finished on the bottom of the table, a spot we are not used to being in. It is only the fourth time in the club's history, in all grades, that we finished last. This team had a massive turnover of players which is a recipe for disaster.

Mike Wood's Thirds had another good season finishing equal fourth with Pennant Hills, who went on to win the final. This team had many new players to the previous season but still had a great year.

The 4's as usual had to battle on as the last side selected but under new captain Jason Bell they really fired early and were in the four most of the season.

Probably the most disappointing aspect this year was the performance of the Frank Grey (U24) team. We should be winning most of these games, more so as Club Championship points are involved but the number of players unavailable is most annoying, particularly the reasons given. Another problem is the indifferent attitude of some players to these games. We will be having a more positive approach to the matches next year in respect of selection and team management.

Having our main ground out of action for 75% of the season caused much disruption with the 1st & 2nd 's playing on No2 ground and 3's & 4's having to play away for the best part of the season. Hopefully with the No. 1 wicket being relayed and widened the 1997-98 season will see more stability and allow all our players the opportunity of playing regularly at one of the best cricket complexes in Sydney.

On the point of grounds we again must express the club's appreciation to Auburn Municipal Council, in particular to Anthony Donaldson and his ground staff for their continued efforts. It would be extremely difficult for the club to continue to operate without this support.

Every year I raise the subject of unavailability. We had approximately 70 players this season which is incredible - only 7 players played in every game. Does it mean that we have to give an incentive to have players be available for 14 rounds? The question of attitude comes up again.

Whilst on negatives, the Committee again suffered from people putting their hand up to be on the Committee and then not putting in at all during the year. Except for the usual "5" no one showed much interest despite numerous requests. If you want to be part of a club you need to contribute.

There's a little verse following this report that a lot of people should digest.

On the brighter side some good things happened, like:

- * An influx of players most of whom had a good season.
- * A couple of new sponsors were obtained.
- * Our second sightboard for No 2 new ground arrived.
- * Our finances are in reasonable condition.

This season's thank you list goes to:-

- * Again to Auburn Council plus Anthony Donaldson and ground crew Graham and Grant.
- * Auburn Combined Sports Committee for their financial support.
- * Our new sponsors - Kevin Wick and Laurie . Plus Kevin Carr's involvement in this area.
- * Our long serving sponsor Ted Suchy from Perfection Badges for his magnificent contribution in all areas - not least in the annual report.
- * Bob Hadley & Michael Wood without whom the club could not function. Also a special mention to Marc Rouillon, Simon Percival, Mark Cotter & Greg Ryan for their contributions.
- * Ron Eagar for his continued support.
- * Our scorers Michelle Wilkinson and Don Rose.
- * Mark Ward for his efforts outside the coaching role.

Last but not least to:-

* Terry & Keith Ward. Terry took over the canteen this season and what a magnificent job. Always there early Saturday and Sunday mornings organising things and people (including yours truly). The Club applauds and greatly appreciates all your efforts.

Finally, congratulations to all trophy winners and those who contributed to this season. We have a great club, let's all put together to maintain this with a positive attitude and success will follow.

Good luck in season 97-98.

**DAVE TRIBOLET
PRESIDENT.**

TEAMWORK

There are four people named Everybody, Somebody, Anybody and Nobody. There was an important job to be done and Everybody was asked to do it. Every body was sure Somedody would do it. Anybody could have done it, but Nobody did it. Somebody got angry about that, because it was Everybody's job. Everybody thought Anybody could do it but Nobody realised that Everybody wouldn't do it. It ended up that Everybody blamed Somebody when Nobody did what Anybody could have done.

WHICH ONE ARE YOU!



SOMEBODY



NOBODY



ANYBODY



EVERYBODY





SECRETARYS REPORT

Whilst this season did not see any Auburn side reach the Semi-Finals, it did lay the foundation for future success. It was a period of transition with the retirement as Club Coach and First Grade Captain, of Matthew Troy and the appointment of Mark Ward.

Mark was previously with the Parramatta Grade Club, where he spent a number of years opening the battling in First Grade. Mark tackled his dual role of Club Coach and First Grade Captain with plenty of enthusiasm and encouraged all players within the Club to take a more professional approach to their cricket. I have no doubt that with Mark at the helm the Club will develop into one of the stronger Clubs in the Sydney Shires Competition.

Overall the team performances were creditable, with the exception on 2nd Grade which proved to be a disappointment. First Grade finished higher-up the table than they have for some time and if the number of narrow losses had been turned into wins, would have easily made the Semi-Finals. 3rd Grade were unlucky to miss the Semi-Finals on percentages when they finished equal fourth with eventual competition winners Pennant Hills. While 4th Grade only just missed the Semi-Finals after being in contention for most of the season.

The loss of Mona Park No 1 until after Christmas was very unsettling for the lower grades but did lead to Mona Park No 2 being rated in the top four grounds in the Sydney Shires Competition, based on umpires assessments for 1st and 2nd Grade matches.

The Club continues to enjoy a good rapport with the Auburn Council and is appreciative of the efforts put in by the ground staff Graham, Grant and Brian under the supervision of Anthony Donaldson.

Due to the assistance provided by N.S.W. C.A. Auburn Combined Sports Committee, as well as the Coca Cola runs for Australia program the Club was able to upgrade the facilities at Mona Park and purchase new equipment such as a mobile sightscreen for Mona Park No 2.

Following the collapse of the Canterbury Club the competition was forced to endure the situation where clubs had to receive a bye. This was a totally unsatisfactory occurrence and one which I hope can be rectified prior to the start of next season. Although this would appear to be our fate again due to the proposed re-structure of the Grade competition being rescinded by the N.S.W.C.A.

A special thank you is due to Mrs Terri Ward for the excellent work and long hours she put into running the canteen. Also thank you to Keith Ward for all the general tidying up and hanging out of sponsors banners every Saturday. The efforts of Mrs Michelle Wilkinson in undertaking the role of First Grade Scorer was greatly appreciated by the Club and all the players.

Congratulations to the joint winners of the Player of the Year Award Kevin Wicks and Jason Dowling. It would also be remiss of me not to acknowledge the fantastic work of Ted Suchy in maintaining the Club statistics and once again producing such a high quality Annual Report.

Mike Wood
HON SECRETARY

ADCC MANAGEMENT COMMITTEE MEETINGS

<u>NAME</u>	<u>ATTENDED</u>	<u>APOLOGIES</u>
MIKE WOOD	7	
DAVE TRIBOLET	4	3
BOB HADLEY	7	
MARK WARD (Appointed 2/9/97)	5	1
KEVIN CARR	5	2
SIMON PERCIVAL	7	
MARC ROUILLON	5	2
GERRY KENNY	2	5
DANIEL BURTON	4	2
ROBIN LOPEZ	3	2
PAUL BUCHOLTZ	1	1



TRY TO TALK YOUR WIFE DOWN
SHE'S THE BEST SCORER THE CLUB'S EVER HAD!

APPRECIATION ROLL

The Club would like to thank the following companys and organisations for their support and assistance:

- **Auburn Council**
- **Carlton United Brewery**
- **Perfection Badges**
- **NSW Cricket Association**
- **Coca Cola (Runs for Australia - A.C.B.)**
- **Auburn Combined Sports Committee**
- **Bausch Printing (Regents Parks)**
- **Royal Executive Travel**
- **Advance Bank (Liverpool)**
- **Levi Strauss (Australia) P/L**

To the following individuals:

- **Anthony DONALDSON**, Operations Manager, (Parks & Gardens), Auburn Council, and the ground staff **Graham Wilson**, **Grant Berenger** and **Brian O'Connor** for the time and effort put into Mona Park.
- **Terry WARD** for doing such an excellent job in running the canteen and keeping the players on their best behaviour.
- **Keith WARD** for putting out sponsors banners and the general tidying up that he does every Saturday.
- **Ted SUCHY** for the long hours he has put into monitoring the Club's playing statistics throughout the season and for once again compiling the Club's Annual Report without any assistance.
- **Chris CASSIDY**, Councillor with the Auburn Council, for his support and assistance throughout the season.
- **Mrs WILKINSON** and **Don ROSE** for undertaking the scoring duties in First and Third Grade respectively.

COMPETITION FINAL POINTS TABLES

FIRST GRADE

	<u>CLUB</u>	<u>WO</u>	<u>W1</u>	<u>D</u>	<u>L1</u>	<u>LO</u>	<u>T1</u>	<u>T2</u>	<u>PTS</u>	
1ST	STRATHFIELD	3	6	2	3	-	-	-	66	
2ND	LINDFIELD	2	7	3	2	-	-	-	62	
3RD	BURWOOD	2	6	3	3	-	-	-	56	
4TH	STH EAST SYDNEY	-	9	2	3	-	-	-	54	
<hr/>										
5TH	WARRINGAH	1	7	3	3	-	-	-	52	
6TH	PENNANT HILLS	1	6	2	3	2	-	-	46	
7TH	MACQUARIE UNI	1	5	3	5	-	-	-	40	
8TH	LANE COVE	-	6	3	5	-	-	-	36	
9TH	BEXLEY	-	5	1	6	1	1	-	33	
10TH	HOLROYD	-	5	2	6	-	-	-	30	(0.9394)
11TH	ROSEVILLE	-	5	1	6	-	-	-	30	(0.7335)
12TH	HILLS SHIRE	-	3	2	6	1	1	-	21	
13TH	AUBURN	-	3	2	8	-	-	-	18	
14TH	EPPING	1	1	3	8	-	-	-	16	
15TH	BLACKTOWN	-	2	2	9	-	-	-	12	

SECOND GRADE

	<u>CLUB</u>	<u>WO</u>	<u>W1</u>	<u>D</u>	<u>L1</u>	<u>LO</u>	<u>T1</u>	<u>T2</u>	<u>PTS</u>	
1ST	BURWOOD	2	8	1	3	-	-	-	68	
2ND	WARRINGAH	1	8	2	3	-	-	-	58	
3RD	BLACKTOWN	-	9	2	3	-	-	-	54	(1.3838)
4TH	LINDFIELD	3	4	3	4	-	-	-	54	(1.3012)
<hr/>										
5TH	EPPING	1	7	4	2	-	-	-	52	
6TH	HOLROYD	-	7	3	4	-	-	-	42	
7TH	STRATHFIELD	-	6	3	5	-	-	-	36	
8TH	BEXLEY	-	5	2	7	-	-	-	30	-
9TH	LANE COVE	1	3	3	7	-	-	-	28	-
10TH	MACQUARIE UNI	-	4	4	5	1	-	-	24	(0.8885)
11TH	STH EAST SYDNEY	-	4	4	4	2	-	-	24	(0.8074)
12TH	PENNANT HILLS	-	3	2	9	-	-	-	18	(0.8620)
13TH	ROSEVILLE	-	3	3	7	1	-	-	18	(0.6366)
14TH	HILLS SHIRE	-	3	3	6	2	-	-	18	(0.6273)
15TH	AUBURN	-	2	3	7	2	-	-	12	

COMPETITION FINAL POINTS TABLES

THIRD GRADE

	<u>CLUB</u>	<u>WO</u>	<u>W1</u>	<u>D</u>	<u>L1</u>	<u>LO</u>	<u>T1</u>	<u>T2</u>	<u>PTS</u>
1ST	LANE COVE	3	7	2	2	-	-	-	72
2ND	WARRINGAH	3	6	3	2	-	-	-	66
3RD	BURWOOD	2	7	2	3	-	-	-	62
4TH	PENNANT HILLS	1	8	2	1	2	-	-	58 (1.3367)
5TH	AUBURN	1	8	1	4	-	-	-	58 (1.0527)
6TH	STH EAST SYDNEY	1	7	1	5	-	-	-	52
7TH	LINDFIELD	-	8	1	5	-	-	-	48
8TH	EPPING	1	4	2	7	-	-	-	34
9TH	HOLROYD	-	4	1	8	1	-	-	24 (0.9272)
10TH	STRATHFIELD	-	4	4	6	-	-	-	24 (0.8556)
11TH	MACQUARIE UNI	-	4	1	7	2	-	-	24 (0.7462)
12TH	BEXLEY	-	4	1	8	1	-	-	24 (0.7229)
13TH	ROSEVILLE	-	4	1	7	2	-	-	24 (0.6818)
14TH	HILLS SHIRE	-	4	2	6	2	-	-	24 (0.6636)
15TH	BLACKTOWN	-	1	2	9	2	-	-	6

FOURTH GRADE

	<u>CLUB</u>	<u>WO</u>	<u>W1</u>	<u>D</u>	<u>L1</u>	<u>LO</u>	<u>T1</u>	<u>T2</u>	<u>PTS</u>
1ST	LANE COVE	1	8	3	2	-	-	-	58
2ND	BEXLEY	1	7	3	3	-	-	-	52 (13350)
3RD	HOLROYD	1	7	3	3	-	-	-	52 (1.2532)
4TH	WARRINGAH	1	6	4	2	-	1	-	49
5TH	BURWOOD	1	6	2	4	1	-	-	46 (1.5536)
6TH	ROSEVILLE	1	6	3	4	-	-	-	46 (0.9412)
7TH	PENNANT HILLS	2	4	2	7	-	-	-	40
8TH	MACQUARIE UNI	2	6	3	5	-	-	-	36 (1.0114)
9TH	AUBURN	3	6	-	7	1	-	-	36 (0.9015)
10TH	BLACKTOWN	1	4	2	4	3	1	-	35
11TH	LINDFIELD	1	4	3	6	-	-	-	34
12TH	STH EAST SYDNEY	-	5	4	4	1	-	-	30
13TH	STRATHFIELD	1	3	2	7	1	-	-	28
14TH	EPPING	-	2	4	8	-	-	-	12
15TH	HILLS SHIRE	-	-	2	8	4	-	-	0

MUNICIPAL AND SHIRES COMPETITION WINNERS

1ST AND 2ND GRADE WINNERS SINCE CLUB'S INCEPTION IN 1951-1952

<u>SEASON</u>	<u>1ST GRADE ('A' DIV)</u>	<u>2ND GRADE ('B' DIV)</u>
1951 - 52	BURWOOD	LINDFIELD
1952 - 53	LINDFIELD	BURWOOD
1953 - 54	AUBURN	LINDFIELD
1954 - 55	PENNANT HILLS	BURWOOD
1955 - 56	BURWOOD	BURWOOD
1956 - 57 *	RYDE	SUTHERLAND
1957 - 58	EPPING	EPPING
1958 - 59	EPPING	BEXLEY
1959 - 60	CANTERBURY	PENNANT HILLS
1960 - 61	PENNANT HILLS	LANE COVE
1961 - 62	AUBURN	PENNANT HILLS
1962 - 63 *	AUBURN	LANE COVE
1963 - 64 *	AUBURN	UNIVERSITY NSW
1964 - 65	UNIVERSITY NSW	BURWOOD
1965 - 66	UNIVERSITY NSW	EPPING
1966 - 67	ROSEVILLE	UNIVERSITY NSW
1967 - 68	UNIVERSITY NSW	UNIVERSITY NSW
1968 - 69	ROSEVILLE	LANE COVE
1969 - 70	WENTWORTHVILLE	LANE COVE
1970 - 71	UNIVERSITY NSW	EPPING
1971 - 72	UNIVERSITY NSW	BURWOOD
1972 - 73	WENTWORTHVILLE	BURWOOD
1973 - 74	EPPING	WENTWORTHVILLE
1974 - 75	EPPING	EPPING
1975 - 76	CANTERBURY	EPPING
1976 - 77	LINDFIELD	CANTERBURY
1977 - 78	LINDFIELD	WENTWORTHVILLE
1978 - 79 *	WENTWORTHVILLE	MACQUARIE UNI
1979 - 80	EPPING	EPPING
1980 - 81 *	BURWOOD	EPPING
1981 - 82	WENTWORTHVILLE	EPPING
1982 - 83	LINDFIELD	BURWOOD
1983 - 84	WENTWORTHVILLE	EPPING
1984 - 85	BURWOOD	CANTERBURY
1985 - 86 *	EPPING	AUBURN
1986 - 87	WENTWORTHVILLE	WENTWORTHVILLE
1987 - 88	WENTWORTHVILLE	ROSEVILLE
1988 - 89	WARRINGAH	LANE COVE
1989 - 90	AUBURN	BURWOOD
1990 - 91	ROSEVILLE	WENTWORTHVILLE
1991 - 92	LINDFIELD	LINDFIELD
1992 - 93	LINDFIELD	MACQUARIE UNI
1993 - 94	LINDFIELD	BURWOOD
1994 - 95	CANTERBURY	LINDFIELD
1995 - 96	MACQUARIE UNI	BURWOOD
1996 - 97	STH. EAST SYDNEY	BLACKTOWN

1956 - 57 *	AUBURN	'A' DIV	MINOR PREMIERS
1962 - 63 *	AUBURN	'A' DIV	MINOR PREMIERS
1962 - 63 *	AUBURN		CLUB CHAMPIONS
1963 - 64 *	AUBURN	'A' DIV	MINOR PREMIERS
1978 - 79 *	AUBURN		CLUB CHAMPIONS
1980 - 81 *	AUBURN	'A' DIV	MINOR PREMIERS
1985 - 86 *	AUBURN		CLUB CHAMPIONS

MUNICIPAL AND SHIRES COMPETITION WINNERS

3RD AND 4TH GRADE WINNERS SINCE INCEPTION IN 1964 (3RD) AND 1982 (4TH)

<u>SEASON</u>	<u>3RD GRADE ('C' DIV)</u>	<u>4TH GRADE ('D' DIV)</u>
1964 - 65	SUTHERLAND	-
1965 - 66	BALMAIN	-
1966 - 67	BANKSTOWN	-
1967 - 68	WENTWORTHVILLE	-
1968 - 69	SOUTHERN DIST.	-
1969 - 70	LANE COVE & CANTERBURY	-
1970 - 71	LANE COVE	-
1971 - 72	MACQUARIE UNI	-
1972 - 73	MACQUARIE UNI	-
1973 - 74 *	LANE COVE	-
1974 - 75	EPPING	-
1975 - 76	EPPING	-
1976 - 77	EPPING	-
1977 - 78	EPPING	-
1978 - 79	MACQUARIE UNI	-
1979 - 80	EPPING	-
1980 - 81	BURWOOD	-
1981 - 82 *	EPPING	-
1982 - 83	CANTERBURY	STRATHFIELD
1983 - 84	STRATHFIELD	EPPING
1984 - 85	EPPING	AUBURN
1985 - 86 *	EPPING	BURWOOD
1986 - 87 *	AUBURN	SYDNEY UNI
1987 - 88	WARRINGAH	SYDNEY UNI
1988 - 89 *	BEXLEY	WENTWORTHVILLE
1989 - 90	WENTWORTHVILLE	BURWOOD
1990 - 91	ROSEVILLE	WARRINGAH
1991 - 92	WARRINGAH	ROSEVILLE
1992 - 93	WENTWORTHVILLE	BAULKHAM HILLS
1993 - 94	BURWOOD	MACQUARIE UNI
1994 - 95	MACQUARIE UNI	STRATHFIELD
1995 - 96	AUBURN	BEXLEY
1996 - 97	PENNANT HILLS	WARRINGAH

1973 - 74 *	AUBURN	'C' DIV	MINOR PREMIERS
1981 - 82 *	AUBURN	'C' DIV	MINOR PREMIERS
1985 - 86 *	AUBURN	'C' DIV	MINOR PREMIERS
1986 - 87 *	AUBURN	'C' DIV	MINOR PREMIERS
1988 - 89 *	AUBURN	'D' DIV	MINOR PREMIERS

POSITION ON FINAL POINTS TABLE SINCE INCEPTION 1951 - 52

<u>SEASON</u>	<u>1ST (A)</u>	<u>2ND (B)</u>	<u>3RD (C)</u>	<u>4TH (D)</u>	<u>CLUB CHAMPIONSHIP</u>
1951 - 52	3	-	-	-	-
1952 - 53	6	-	-	-	-
1953 - 54	PREMIERS	-	-	-	-
1954 - 55	2	8	-	-	-
1955 - 56	3	9	-	-	-
1956 - 57	3*	10	-	-	-
1957 - 58	2	9	-	-	3
1958 - 59	4	11	-	-	5
1959 - 60	3	11	-	-	4
1960 - 61	7	9	-	-	8
1961 - 62	PREMIERS	7	-	-	3
1962 - 63	PREMIERS*	11	-	-	WINNERS
1963 - 64	PREMIERS*	4	-	-	2
1964 - 65	2	7	2	-	5
1965 - 66	2	6	5	-	3
1966 - 67	10	8	6	-	9
1967 - 68	10	5	12	-	10
1968 - 69	8	4	11	-	8
1969 - 70	11	9	9	-	11
1970 - 71	9	3	11	-	6
1971 - 72	4	5	2	-	5
1972 - 73	3	7	9	-	6
1973 - 74	3	7	3*	-	3
1974 - 75	6	9	2	-	8
1975 - 76	9	6	3	-	7
1976 - 77	3	9	5	-	6
1977 - 78	6	6	2	-	5
1978 - 79	4	2	-	-	WINNERS
1979 - 80	3	6	-	-	3
1980 - 81	2*	8	8	-	3
1981 - 82	7	3	2*	-	5
1982 - 83	5	4	5	5	5
1983 - 84	4	5	9	5	6
1984 - 85	5	3	5	PREMIERS	2
1985 - 86	3	PREMIERS	2*	4	WINNERS
1986 - 87	13	9	PREMIERS*	13	8
1987 - 88	11	10	5	4	7
1988 - 89	12	6	6	3*	6
1989 - 90	PREMIERS	2	4	5	3
1990 - 91	5	2	13	4	6
1991 - 92	9	10	10	10	8
1992 - 93	10	14	14	12	11
1993 - 94	12	6	9	6	10
1994 - 95	13	12	12	16	15
1995 - 96	15	10	PREMIERS	13	10
1996 - 97	13	15	5	9	13

* Indicates **MINOR PREMIERS**
 N.B. Team Not Entered In 3rd Grade In 1978-79 and 1979-80
 N.B. 16 Teams Entered In Competition In 1994 - 95

CLUB STATISTICS FOR ALL GRADES SINCE 1967-68

WIN / LOSS RATIO AGAINST ALL OPPONENTS

OPPONENT	GAMES PLAYED	FIRST INNS		OUTRIGHT		DRAW	TIE
		WIN	LOSS	WIN	LOSS		
BAULKHAM HILLS }}	50	18	13	1	1	16	1
HILLS SHIRE }}	4	1	0	0	0	3	0
BEXLEY	83	41	21	6	3	12	0
BLACKTOWN	12	8	3	0	1	0	0
BURWOOD	116	32	45	4	11	21	3
CANTERBURY	106	44	30	8	6	16	2
EPPING	148	43	56	7	6	36	0
LANE COVE	115	48	34	12	6	15	0
LINDFIELD	111	46	39	8	4	13	1
MACQUARIE UNI	86	35	26	4	6	15	0
PENNANT HILLS	106	46	36	8	2	12	2
ROSEVILLE	93	44	32	5	4	7	1
STH EAST SYDNEY	12	4	8	0	0	0	0
STRATHFIELD	57	26	19	6	3	3	0
WARRINGAH	85	33	36	4	0	12	0
WENTWORTHVILLE }}	105	29	42	8	8	18	0
HOLROYD }}	13	2	3	0	3	5	0
<hr/>							
UNI NSW **	37	11	15	2	5	4	0
RYDE **	21	12	2	2	1	4	0
SUTHERLAND **	7	3	2	1	0	1	0
CUMBERLAND **	6	1	2	0	2	1	0
OTHERS **	16	2	6	1	2	5	0
<hr/>							
TOTALS	1389	529	470	87	74	219	10

<u>SUMMARY :</u>	TOTAL PLAYED....	1389	
	TOTAL WON.....	616	(44.3%)
	TOTAL LOST.....	544	(39.2%)
	DRAWN / TIED.....	229	(16.5%)

SEMI FINALS AND FINALS

<u>SEMI FINALS</u>	PLAYED	36	WON 13	LOST 18
			WINNING DRAW 2	LOSING DRAW 3
<u>FINALS</u>	PLAYED	15	WON 3	LOST 6
			WINNING DRAW 3	LOSING DRAW 3

N.B. A winning / losing draw is determined by a team's position on the competition table in the event of a semi or final being drawn or tied.

** Teams with this symbol are no longer in the competition.

}} Wentworthville changed their name to Holroyd in 1993 - 94.

AUBURN DISTRICT CRICKET CLUB HONOURS LIST

ALL TEAM CAPTAINS SINCE INCEPTION 1951 - 1952

<u>SEASON</u>	<u>1ST GRADE (A)</u>	<u>2ND GRADE (B)</u>	<u>3RD GRADE (C)</u>	<u>4TH GRADE (D)</u>
1951 - 52	D. PERKINS	-	-	-
1952-53	D. PERKINS **	-	-	-
1953 - 54	D. PERKINS	-	-	-
1954-55	M. PARRY *	J. SKINNER	-	-
1955 - 56	G. PARRY	J. UREN	-	-
1956 - 57	D. PERKINS	J. UREN	-	-
1957-58	D. PERKINS *	C. KERSLAKE	-	-
1958 - 59	H. HARRISON	J. LAWTON	-	-
1959 - 60	D. PERKINS	J. LAWTON	-	-
1960 - 61	G. PARRY	D. WOODWARD	-	-
1961-62	G. PARRY **	D. WOODWARD	-	-
1962-63	G. PARRY **	D. TRIBOLET	-	-
1963-64	G. PARRY **	L. HOWARD	P. JAMES	-
1964-65	R. HALL *	K. GRIFFITHS	D. TRIBOLET *	-
1965-66	G. PARRY *	D. TRIBOLET	P. BAMBURY	-
1966 - 67	R. HALL	J. SCORGIE	D. TRIBOLET	-
1967 - 68	L. MARKS	D. TRIBOLET	M. McSHANE	-
1968 - 69	L. MARKS	D. TRIBOLET	M. McSHANE	-
1969 - 70	L. MARKS	D. TRIBOLET	M. McSHANE	-
1970 - 71	A. RUDGLEY	D. TRIBOLET	M. McSHANE	-
1971-72	H. HARRISON	D. TRIBOLET	K. GOUGH *	-
1972 - 73	H. HARRISON	D. TRIBOLET	P. MOONEY	-
1973 - 74	J. ROSS	B. MOORE	P. MOONEY	-
1974-75	J. ROSS	A. RUDGLEY	D. TRIBOLET *	-
1975 - 76	R. JOHNSON	P. PERCEY	G. WADE	-
1976 - 77	J. FINDLAY	P. PERCEY	D. TRIBOLET	-
1977-78	J. FINDLAY	P. PERCEY	D. TRIBOLET *	-
1978 - 79	J. FINDLAY	D. TRIBOLET	-	-
1979 - 80	J. ROSS	D. TRIBOLET	-	-
1980-81	J. ROSS *	D. TRIBOLET	P. FINCH	-
1981 - 82	J. ROSS	D. TRIBOLET	P. PERCEY	-
1982 - 83	K. COLLINS	D. VEIGAL	D. TRIBOLET	G. WADE
1983-84	J. ROSS	D. VEIGAL	P. PERCEY *	W. SHEPHERD
1984-85	J. ROSS	A. SMEE	D. TRIBOLET	W. SHEPHERD *
1985-86	D. HARVEY	D. NOYES **	W. MARSHALL	W. SHEPHERD
1986 - 87	R. WILEY	D. NOYES	W. SHEPHERD	S. BLOMFIELD
1987 - 88	R. WILEY	T. SUCHY	W. SHEPHERD	P. PERCEY
1988 - 89	B. TRIBOLET	T. SUCHY	J. WALSH	S. BLOMFIELD
1989-90	T. WOOD **	K. COLLINS *	R. GENTLES	T. LEBRETON
1990-91	T. WOOD	J. DAVINO *	G. LANGLEY	W. SHEPHERD
1991 - 92	T. WOOD	J. DAVINO	T. SUCHY	S. BLOMFIELD
1992 - 93	M. WOOD	D. NOYES	T. SUCHY	D. O'BRIEN
1993 - 94	M. TROY	C. MASTERSON	D. OBRIEN	M. ROUILLON
1994 - 95	M. TROY	B. HANSHAW	D. OBRIEN	M. ROUILLON
1995 - 96	M. TROY	N. HOPPER	M. WOOD **	P. BUCHOLTZ
1996 - 97	M. WARD	C. DALEY	M. WOOD	J. BELL

** Indicates Premiership Team Captain

* Indicates Runners-up Team Captain

N.B. Team Not Entered In 3rd Grade In 1978-79 and 1979-80

A D C C AWARD WINNERS 1996 - 97 SEASON

ADCC PLAYER OF THE YEAR: { J. DOWLING
 { K. WICKS

BATTING AGGREGATE: P. WATKINS

BATTING AVERAGE: S. PERKS
 Min 250 runs and 8 inn.

BOWLING AGGREGATE: J. DOWLING

BOWLING AVERAGE: J. DOWLING
 Min 20 wickets + 6 matches

'LINDSAY REES' FIELDING AWARD: B. TARLINTON

UNDER 21 PLAYER OF THE YEAR: N. RUGLESS

'CHICKA MOORE' { M. WOOD
BEST SLOW BOWLER AWARD: { D. BETTIOL

INDIVIDUAL GRADES TEAM PLAYER OF THE YEAR AWARDS

1ST GRADE: C. WILKINSON **3RD GRADE:** T. ROSS

2ND GRADE: N. HOPPER **4TH GRADE:** P. WATKINS

BATTING DETAILS

Minimum 8 Innings and 250 Runs

NAME	TOT	1ST	2ND	3RD	4TH	INN	NO	HS	AVE	CTCH	MTCH
P. WATKINS	427	-	81	9	337	13	1	96	35.58	7	12
C. WILKINSON	424	424	-	-	-	12	0	83	35.33	19	13
K. WICKS	376	376	-	-	-	13	0	83	28.92	5	14
N. HOPPER	365	108	254	3	-	17	1	111	22.81	12	14
M. WARD	303	303	-	-	-	13	1	75	25.25	4	14
N. RUGLESS	287	128	159	-	-	11	1	76	28.70	1	13
S. PERKS	286	-	0	286	-	8	0	81	35.75	3	8
C. DALEY	284	-	209	-	75	15	1	75	20.29	8	14
G. RYAN	271	14	74	183	-	12	1	52*	24.64	4	12
T. ROSS	264	-	-	264	-	11	2	71	29.33	9	11

BOWLING DETAILS

Min 20 wickets and 6 matches

NAME	TOT	1ST	2ND	3RD	4TH	O	M	RUN	AVE	BEST	MTCH
DOWLING	34	-	6	27	1	213	54	541	15.91	*5/39	12
EGAN	23	-	-	5	18	115	19	375	16.30	3/4	12
WOOD	22	-	-	22	-	168	30	415	18.86	8/55	14
BETTIOL	22	-	0	0	22	107	7	418	19.00	6/71	14

PLAYER OF THE YEAR AND FIELDING AWARD POINTS

PLAYER OF THE YEAR

(Minimum 18 points)

<u>POINTS</u>		<u>GAMES</u>	<u>POINTS</u>		<u>GAMES</u>
40.0	J. DOWLING	12	32.5	N. CARR	13
40.0	K. WICKS	14	32.5	T. ROSS	11
39.0	D. BETTIOL	14	32.0	S. MADDEN	13
38.5	C. WILKINSON	13	32.0	P. COLEMAN	12
38.0	B. DOWLING	14	31.5	M. ROUILLON	14
38.0	P. WATKINS	12	31.5	P. RICHARDSON	12
37.0	S. PERCIVAL	13	30.5	J. BELL	12
36.5	C. DALEY	14	30.5	M. EGAN	12
36.5	J. COOK	12	30.5	A. LAWSON	9
36.5	M. WOOD	14	29.5	B. TARLINTON	13
36.0	N. HOPPER	14	29.5	S. ROY	12
36.0	B. STONE	13	28.5	N. ANDREWS	12
36.0	D. CABLE	13	28.5	G. SANDERS	11
35.5	R. GRANT	13	27.0	K. THAYANANTHAN	11
35.5	D. BURTON	13	27.0	W. PEPPER	8
35.0	G. RYAN	12	26.5	S. PERKS	8
34.5	R. LOPEZ	12	26.0	G. DIMERY	7
34.0	N. RUGLESS	13	25.5	W. SAUNDERS	11
33.5	M. WARD	14	24.5	M. KOSZEK	9
33.5	P. COSTIN	13	23.5	M. COTTER	11
33.5	M. MITCHELL	12	23.0	J. CABLE	9
33.0	M. ROSE	13	21.0	R. BARBON	8
33.0	P. SMITH	13	20.5	A. MIHALJ	6
33.0	M. HOLMES	12	18.5	N. WILLOUGHBY	10

FIELDING AWARD

(Minimum 18 points)

<u>POINTS</u>		<u>GAMES</u>	<u>POINTS</u>		<u>GAMES</u>
43.0	B. TARLINTON	13	33.5	J. DOWLING	12
42.5	K. WICKS	14	33.0	M. MITCHELL	12
41.0	D. BETTIOL	14	33.0	M. HOLMES	12
41.0	P. WATKINS	12	32.5	P. RICHARDSON	12
38.5	B. DOWLING	14	32.0	M. ROSE	13
38.0	N. RUGLESS	13	31.5	J. BELL	12
37.5	C. DALEY	14	30.0	G. SANDERS	11
37.5	G. RYAN	12	30.0	N. WILLOUGHBY	10
37.0	N. HOPPER	14	29.5	K. THAYANANTHAN	11
37.0	D. BURTON	13	28.0	P. COLEMAN	12
37.0	P. COSTIN	13	28.0	M. EGAN	12
36.5	M. WARD	14	27.5	S. ROY	12
36.5	D. CABLE	13	27.0	C. WILKINSON	13
36.5	T. ROSS	11	25.0	W. SAUNDERS	11
36.0	M. WOOD	14	25.0	M. COTTER	11
36.0	S. PERCIVAL	13	24.5	A. LAWSON	9
35.5	M. ROUILLON	14	24.0	N. ANDREWS	12
35.5	R. LOPEZ	12	23.5	J. COOK	12
34.5	P. SMITH	13	23.5	J. CABLE	9
34.5	B. STONE	13	21.5	W. PEPPER	8
34.5	S. MADDEN	13	20.0	S. PERKS	8
34.5	R. GRANT	13	19.5	R. BARBON	8
34.0	N. CARR	13	19.0	A. MIHALJ	6

PREVIOUS CLUB AWARD WINNERS

GEORGE PARRY PLAYER OF THE YEAR AWARD (Established 1963)

1963 - 64	N. MATTHEWS	1982 - 83	B. TRIBOLET
1964 - 65	R. HALL	1983 - 84	P. McDERMID
1965 - 66	G. PARRY	1984 - 85	B. COUPAR
1966 - 67	K. WILLIAMS		W. SHEPHERD
1967 - 68	T. SUCHY	1985 - 86	W. MARSHALL
1968 - 69	A. RUDGELEY	1986 - 87	W. MARSHALL
1969 - 70	L. WEBSTER	1987 - 88	G. KASSIS
1970 - 71	R. JOHNSON		M. COTTER
1971 - 72	F. MOLSKI	1988 - 89	T. BURTON
1972 - 73	R. JOHNSON	1989 - 90	G. KASSIS
1973 - 74	F. MOLSKI	1990 - 91	T. WOOD
1974 - 75	A. SMEE	1991 - 92	T. WOOD
1975 - 76	R. JOHNSON	1992 - 93	M. WOOD
1976 - 77	I. JOHNSON	1993 - 94	G. MITCHELL
1977 - 78	R. JOHNSON	1994 - 95	M. BENSEMANN
1978 - 79	I. JOHNSON	1995 - 96	M. McDERMOTT
1979 - 80	I. JOHNSON	1996 - 97	J. DOWLING
1980 - 81	D. HARVEY		K. WICKS
1981 - 82	G. WADE		

THE LINDSAY REES FIELDING AWARD (Established 1970)

1970 - 71	P. MOONEY	1982 - 83	K. FARLEY
1971 - 72	D. TRIBOLET	1983 - 84	J. ROSS
1972 - 73	J. ROSS	1984 - 85	G. BIRD
1973 - 74	J. FINDLAY	1985 - 86	J. MITRI
1974 - 75	T. SUCHY	1986 - 87	D. GAY
1975 - 76	P. JACKYMIN	1987 - 88	V. ZUBAK
	D. STANFORD	1988 - 89	D. DIAS
1976 - 77	J. FINDLAY		J. MAGUIRE
	L. REES	1989 - 90	D. SCLAVOS
	A. SMEE	1990 - 91	T. ROSS
1977 - 78	D. TRIBOLET	1991 - 92	B. TARLINTON
1978 - 79	J. FINDLAY	1992 - 93	C. WILKINSON
1979 - 80	P. PERCEY	1993 - 94	M. PURDON
	A. SMEE	1994 - 95	J. CLARK
1980 - 81	I. JOHNSON	1995 - 96	C. CLUNAS
	L. REES	1996 - 97	B. TARLINTON
1981 - 82	K. FARLEY		

PRESIDENT'S TROPHY (** announced at the AGM.)

1979 - 80	A. SMEE	1988 - 89	S. BLOMFIELD
1980 - 81	I. JOHNSON	1989 - 90	R. HADLEY
1981 - 82	A. SMEE	1990 - 91	V. CONNOR
1982 - 83	A. SMEE	1991 - 92	M. WOOD
1983 - 84	K. COLLINS	1992 - 93	M. WOOD
1984 - 85	K. COLLINS	1993 - 94	R. HADLEY
1985 - 86	J. ROSS	1994 - 95	T. SUCHY
1986 - 87	W. MARSHALL	1995 - 96	P. BUCHOLTZ
1987 - 88	K. COLLINS	1996 - 97	**

THE BRIAN MOORE TROPHY (BEST SLOW BOWLER)

1983 - 84	K. FARLEY (21 Wkts)	1990 - 91	T. WOOD (69 Wkts)
1984 - 85	B. KINSELLA (24 Wkts)	1991 - 92	T. WOOD (37 Wkts)
1985 - 86	L. PENDREIGH (30 Wkts)	1992 - 93	B. STONE (19 Wkts)
1986 - 87	J. WALSH (29 Wkts)	1993 - 94	B. STONE (27 Wkts)
1987 - 88	B. DAVINO (32 Wkts)	1994 - 95	M. BENSEMANN (20 Wkts)
1988 - 89	T. WOOD (25 Wkts)	1995 - 96	S. ROY (39 Wkts)
1989 - 90	A. DOWNTON (35 Wkts)	1996 - 97	{ M. WOOD (22 Wkts)
			{ D. BETTIOL (22 Wkts)

TROPHY AWARD WINNERS SINCE 1970 - 71 SEASON

	<u>BATTING</u> <u>AGGREGATE</u>	<u>BATTING</u> <u>AVERAGE</u>	<u>BOWLING</u> <u>AGGREGATE</u>	<u>BOWLING</u> <u>AVERAGE</u>
1970 - 71	R. JOHNSON	R. JOHNSON	R. JOHNSON	R. JOHNSON
1971 - 72	J. KHALIFEH	J. KHALIFEH	F. MOLSKI	K. GOUGH
1972 - 73	T. SUCHY	P. PERCEY	A. RUDGELEY	D. GILLARD
1973 - 74	T. SUCHY	T. SUCHY	D. GILLARD	A. SMEE
1974 - 75	M. BOWEN	W. SHEPHERD	D. GILLARD	G. SIMMONS
1975 - 76	T. SUCHY	T. SUCHY	R. JOHNSON	R. JOHNSON
1976 - 77	D. STANFORD	D. STANFORD	D. HARVEY	D. HARVEY
1977 - 78	R. JOHNSON	R. GENTLES	R. JOHNSON	K. GOUGH
1978 - 79	G.KENNY	G.KENNY	I. JOHNSON	B. TRIBOLET
1979 - 80	D. WRIGHT	T. ROSS	I. JOHNSON	I. JOHNSON
1980 - 81	R. GENTLES	R. GENTLES	D. HARVEY	R. JOHNSON
1981 - 82	M. TERREIRO	R. GENTLES	G. WADE D. ROLL	C. SPENCE
1982 - 83	G. KENNY	G. WADE	B. COUPAR	B. COUPAR
1983 - 84	M. COTTER	T. BYRNES	J. MOLONEY	I. JOHNSON
1984 - 85	T. ROSS	T. ROSS	D. ROLL	D. ROLL
1985 - 86	W. MARSHALL	W. MARSHALL	D. HARVEY	R. JOHNSON
1986 - 87	T. BYRNES	W. MARSHALL	R. JOHNSON	R. JOHNSON
1987 - 88	G. RYAN	G. RYAN	R. JOHNSON	R. JOHNSON
1988 - 89	S. BLOMFIELD	S. BLOMFIELD	A. JULIEN	A. JULIEN
1989 - 90	N. YOUNIS	K. COLLINS	A. DOWNTON	G. KASSIS
1990 - 91	K. COLLINS	K. COLLINS	T. WOOD	T. WOOD
1991 - 92	S.ABERCROMBIE	S.ABERCROMBIE	T. WOOD	T. WOOD
1992 - 93	M. WOOD	G. LANGLEY	D. O'BRIEN	J. COOK
1993 - 94	S.ABERCROMBIE	T. OWENS	G. MITCHELL B. STONE	B. STONE
1994 - 95	J. BELL	T. OWENS	M. MITCHELL	M. BENSEMANN
1995 - 96	A. LAWSON	A. LAWSON	M. McDERMOTT	M. MITCHELL
1996 - 97	P. WATKINS	S. PERKS	J. DOWLING	J. DOWLING

Qualifications to win the above trophies are :

BATTING AVERAGE / AGGREGATE : 8 Innings & 250 Runs
 BOWLING AVERAGE / AGGREGATE : 20 Wickets & 6 Matches

SPECIAL MEDALLION ACHIEVEMENT AWARDS FOR 1996 - 97

Achievement awards are earned by players who attain the following milestones in their career with Auburn District Cricket Club :

BRONZE MEDALLION	50 matches or 100 wickets or 1000 runs
SILVER MEDALLION	100 matches or 200 wickets or 2000 runs
GOLD MEDALLION	150 matches or 300 wickets or 3000 runs

The committee can provide a further award for any advancement beyond the gold medallion. For example : 200, 250, 350 matches, or 4000, 5000, 6000 runs, or 400, 500, 600 wickets.

Whenever an "ADVANCED ACHIEVEMENT" is reached it is listed in this section of the Annual Report each season. The Committee in office prior to the AGM decides on the recipients, if any, for this award.

The Following Players Achieved These Milestones During The 1996 - 97 Season:

M. COTTER	GOLD MEDALLION	150 MATCHES
B. TARLINTON	GOLD MEDALLION	150 MATCHES
T. ROSS	GOLD MEDALLION	150 MATCHES
G. RYAN	SILVER MEDALLION	2000 RUNS
C. WILKINSON	BRONZE MEDALLION	1000 RUNS
K. WICKS	BRONZE MEDALLION	1000 RUNS
N. HOPPER	BRONZE MEDALLION	1000 RUNS
S. PERKS	BRONZE MEDALLION	1000 RUNS
W. SAUNDERS	BRONZE MEDALLION	1000 RUNS
K. WICKS	BRONZE MEDALLION	50 MATCHES
J. BELL	BRONZE MEDALLION	50 MATCHES
D. BURTON	BRONZE MEDALLION	50 MATCHES
M. MITCHELL	BRONZE MEDALLION	50 MATCHES
S. PERCIVAL	BRONZE MEDALLION	50 MATCHES

A D C C OUTSTANDING PERFORMANCES 1996 - 97

CENTURIES

G. DIMERY	113	v's	LANE COVE	1ST GRADE
N. HOPPER	111	v's	MACQUARIE UNI	2ND GRADE


7 FOR'S

M. WOOD	8 / 55	v's	MACQUARIE UNI	3RD GRADE
---------	--------	-----	---------------	-----------

HAT TRICKS

W. PEPPER		v's	HILLS SHIRE	1ST GRADE
J. DOWLING		v's	HOLROYD	3RD GRADE

THE OUTSTANDING "TRIBS" CATCH
(COMMONLY KNOWN AS "THE SUCHY ROLL")



1ST GRADE TEAM SCORES AND RESULTS 1996 - 97

<u>ROUND</u>	<u>OPPONENT</u>	<u>SCORES</u>	<u>RESULT</u>	
1	MACQUARIE UNI	AUBURN MACQUARIE	10 /325 4 /345	LOST 1st Innings
2	WARRINGAH	AUBURN WARRINGAH	10 /169 5 /171	LOST 1st Innings
3	BLACKTOWN	AUBURN BLACKTOWN	9 /233 10 /232	WON 1st Innings
4	BEXLEY	AUBURN BEXLEY	10 /176 10 /253	LOST 1st Innings
5	HILLS SHIRE (B'ham Hills)	AUBURN HILLS SHIRE	1 /7 10 /247	DRAWN
6	HOLROYD	AUBURN HOLROYD	1 /30 8/393 dec	DRAWN
7	STRATHFIELD	AUBURN STRATHFIELD	10 /168 & 6/233 dec 7/191 dec & 4/211	LOST Outright
8	LINDFIELD	AUBURN LINDFIELD	10 /278 9 /351 dec	LOST 1st Innings
9	PENNANT HILLS	AUBURN PNANT HILLS	10 /151 4 /153	LOST 1st Innings
10	CANTERBURY			BYE
11	S. E. SYDNEY	AUBURN S. E. SYDNEY	10 /168 7 /193	LOST 1st Innings
12	BURWOOD	AUBURN BURWOOD	5 /148 9 /149	LOST 1st Innings
13	EPPING	AUBURN EPPING	8 / 178 10 /119	WON 1st Innings
14	LANE COVE	AUBURN LANE COVE	10 /287 10 /239	WON 1st Innings
15	ROSEVILLE	AUBURN ROSEVILLE	10 /97 10 /138	LOST 1st Innings

1ST GRADE CAPTAIN'S REPORT

Reflecting on a very disappointing season for us with a side that on paper was as good or better than all the other clubs and had given the four semi finalists a run for their money, but sadly the only difference was the finishing ability of those sides when the going got a little tough.

On at least six occasions we had the game in the bag only to throw it away after having done all the hard work. I believe we have learnt a lot from last season to be mentally tougher and have the killer instinct to finish on top next season. I hope with the talent we already have it is only a matter of all players realizing they have a job to do for all of the game and not just a part of it and we will win a lot more games than we lose. Also practice is a big part of the game because you cannot perform week in week out without dedication to practice and it is showing in some games dropping as many as five catches in any one game. You cannot afford to give those starts away.

With commitment next season and with the addition of a few players to the 1st grade ranks it should see us become a side of contenders and not pretenders. And to all the people behind the scenes because without them a side is not complete. To our scorer **Michael Shead, Terry and Keita Ward** again many thanks and I hope to see you all again next season because without these people a side and also a club does not function.

Regards
Mark Ward
Ist Grade Skipper



PLAYER PROFILES

KEVIN WICKS:

Candles is a very exciting player to watch at the crease when in full cry taking some bowling attacks apart. Kevin had a flying start to the season but lost his way after Christmas which would have been disappointing for him. With a more controlled shot selection next season the 50's and 60's which Kevin found easy to compile will turn into 100's and Candles will have a 500 + season. A very good inter change bowler and cover fieldsman.

CHRIS WILKINSON:

Wilko had a very good season with the bat scoring 424 runs at 35:33 and I can see an even bigger 97-98 season for Chris if he turns those 40's and 50's into big scores. A lapse in concentration at vital stages of an innings let Wilko having 600 run season. Having seen a lot of good keepers in may time Chris is in the top four of five in grade or shires going around and providing he stays keen it will stay that way for a long time to come. Wilko is also one the most comical people I've had the pleasure to play with keeping us all amused both on and off the field.

JASON COOK:

Rowdy is yet to realize his true value to a side with both bat and ball having a up and down season I think he still has a lot more to give first grade than what I saw. Jason has the talent to develop into a very good allrounder providing he has the commitment to achieve in both areas of the game. Rowdy does already have the ability to move the ball both ways off the wicket and can hold his own the bat. Hard Work pre season should see him score a lot more runs next season and take a bag of wickets.

SIMON PERCIVAL:

If Pre Season Commitment was any indication Simon should have played rep shires cricket but sadly It wasn't to be. Charchi had a very indifferent season bowling well in patches but lacking consistency. He did have some problems with his rhythm mid season which were soon worked out and Simon enjoyed the fruits of hard work late in the year. All players should feed off his will to win at all costs for the eagle and next season could be anything. A very good club man.

WARREN PEPPER:

Cess had a very bad start to the season injuring his lower back in the very first game which was a huge set-back for us losing Warren for five rounds. After his return he showed what could be done taking 4-40 including a hat trick v's Baulkham Hills. Warren bowled extremely well in most games but lacked something special from the other end. A fully fit player of this calibre for the full season of 97-98 will bring us the results we're looking for.

MARK MITCHELL:

Slobber is a player of great natural talent and could go anywhere in the game. Mark bowled well in some games but sadly he has the wrong approach toward the game and unless he has a serious look at himself pre-season he will be a very talented player lost to the game.

GREG DIMERY:

Grinner came to our club after Christmas adding great stability to the side with the bat and right arm off-spin. Greg is a very talented player who gives 100% all the time and I'm looking forward to him playing a full season 97-98 because it will benefit us in our charge for a top four finish.

BRENDAN TARLINTON:

A very ordinary season for Chook with very few things going his way. I've seen players cop some rough decisions in my time but they all seemed to follow Chook and I think that played on his mind in other games which lead to a disappointing season. A very keen trainer and always gave 110% in the field all year. I'm looking forward to a bit of luck going Brendan's way next season so he can turn it around.

IAN PATON:

Slug had a late start to the season because of a knee operation which on his return still was not 100% and restricted his aggressive batting style and running between wickets. We will see a fully fit Ian Paton in 97-98 and that will be a big bonus to us in our climb up the shires ladder as he still has a lot to give.

NATHAN RUGLESS:

Ruggers is a very promising young cricketer and I can see him developing into one of the club's best allrounders providing he stays focused on what it takes to succeed with both bat and ball. A very good fieldsman in any position and Nathan will also turn those 40's into bigger scores with more patience at the crease.

ROBIN LOPEZ:

Lippy missed the start of the first grade season and only showed glimpses of the talent that he has with the bat. Robin bowled extremely well in two matches under pressure taking 5-94 V's Bexley and 4-71 V's Hills District and providing work commitments do not interrupt next season Robin will play a part in the Club's future.

NICK HOPPER:


Grass showed in two innings against Blacktown and Bexley that he can make it in first grade. But if Nick is to continue to push for firsts he has to work hard pre-season to get his feet moving against slow bowling and that would turn the early work against pace bowling into bigger scores. Always tries hard in the field and gives the team full support.

Many Thanks To:

Mark Cotter, Mark Koszek, Nathan Willoughby, Daniel Burton,
Simon Roy, Mark Rouillon, Greg Ryan.

** Congratulations to Warren Pepper for the only first grade hatrick in the history of the Club taking 4-40 off 12.5 overs V's Baulkham Hills.





TARLO'S LUCKY BAT!

FIRST GRADE AVERAGES

1996 - 97

BATTING

NAME	RUNS	INNS	NO	50	100	HS	CTCH	ST	AVE	MTCH
C. WILKINSON	424	12	0	5	0	83	15	4	35.33	13
K. WICKS	376	13	0	3	0	83	5		28.92	14
G. DIMERY	320	7	1	2	1	113	5		53.33	7
M. WARD	303	13	1	3	0	75	4		25.25	14
B. TARLINTON	164	13	1	0	0	47	4		13.67	13
I. PATON	147	6	1	0	0	42	2		29.40	6
N. RUGLESS	128	6	1	0	0	48	0		25.60	7
R. LOPEZ	111	9	2	0	0	45 x	4		15.86	10
N. HOPPER	108	7	1	0	0	45	1		18.00	6
J. COOK	86	11	4	0	0	31 x	3		12.29	10
S. PERCIVAL	81	7	2	0	0	32	1		16.20	7
M. KOSZEK	61	3	0	1	0	56	0		20.33	5
N. WILLOUGHBY	58	7	0	0	0	38	2		8.29	6
M. COTTER	39	2	0	0	0	33	0		19.50	2
D. BURTON	31	6	2	0	0	14 x	2		7.75	7
W. RANAWAKE	14	1	0	0	0	14	0		14.00	1
G. RYAN	14	2	0	0	0	14	0		7.00	2
W. PEPPER	12	3	0	0	0	8	2		4.00	8
K. TWAY	10	1	0	0	0	10	0		10.00	1
M. MITCHELL	10	7	3	0	0	4	0		2.50	10
S. ROY	5	2	1	0	0	5	0		5.00	4
M. ROUILLON	2	1	1	0	0	2 x	0		-	1



THE FIRST GRADE FORWARD DEFENSIVE STROKE !

FIRST GRADE AVERAGES

1996 - 97

BOWLING

<u>NAME</u>	<u>WICK</u>	<u>O</u>	<u>M</u>	<u>RUN</u>	<u>BEST</u>	<u>5FOR</u>	<u>AVE</u>	<u>MTCH</u>
W. PEPPER	17	138.4	32	404	4/21		23.76	8
G. DIMERY	16	103	21	333	4/20		20.81	7
J. COOK	14	108	22	353	4/45		25.21	10
R. LOPEZ	14	100.3	20	401	5/94	1	28.64	10
M. MITCHELL	12	131	20	473	3/65		39.42	10
S. PERCIVAL	10	76.5	21	241	3/60		24.10	7
K. WICKS	9	82	12	332	3/41		36.89	14
S. ROY	8	40	1	232	5/63	1	29.00	4
D. BURTON	4	57	13	185	1/15		46.25	7
N. RUGLESS	3	34.2	9	94	1/9		31.33	7
M. KOSZEK	3	48	10	162	2/44		54.00	5

1ST GRADE DRINKS !



1ST GRADE OUTSTANDING PERFORMANCES 1996 - 97

BATTING

G. DIMERY	113	VS	LANE COVE
G. DIMERY	77	VS	LINDFIELD
G. DIMERY	53*	VS	BURWOOD
G. DIMERY	40	VS	ROSEVILLE
C. WILKINSON	83	VS	LINDFIELD
C. WILKINSON	74	VS	MACQUARIE UNI
C. WILKINSON	61	VS	LANE COVE
C. WILKINSON	53	VS	EPPING
C. WILKINSON	51	VS	BLACKTOWN
C. WILKINSON	40	VS	BURWOOD
K. WICKS	83	VS	STRATHFIELD
K. WICKS	65	VS	MACQUARIE UNI
K. WICKS	59	VS	BLACKTOWN
K. WICKS	48	VS	PENNANT HILLS
M. WARD	75	VS	STRATHFIELD
M. WARD	71*	VS	STRATHFIELD
M. WARD	70	VS	WARRINGAH
M. KOSZEK	56	VS	STRATHFIELD
N. RUGLESS	48	VS	EPPING
B. TARLINTON	47	VS	STH EAST SYDNEY
N. HOPPER	45	VS	BEXLEY
N. HOPPER	41	VS	BLACKTOWN
R. LOPEZ	45*	VS	BLACKTOWN
I. PATON	42	VS	LANE COVE

BOWLING

S. ROY	5 / 63	VS	BLACKTOWN
R. LOPEZ	5 / 94	VS	BEXLEY
R. LOPEZ	4 / 71	VS	HILLS SHIRE
G. DIMERY	4 / 20	VS	BURWOOD
W. PEPPER	4 / 21	VS	EPPING
W. PEPPER **	4 / 40	VS	HILLS SHIRE
W. PEPPER	4 / 51	VS	BURWOOD
J. COOK	4 / 45	VS	STRATHFIELD

** Includes hatrick

1ST GRADE 50+ PARTNERSHIPS 1996 - 97

153	M. WARD & K. WICKS	4TH	v's	STRATHFIELD
125	M. WARD & M. KOSZEK	10TH	v's	STRATHFIELD
102	I. PATON & G. DIMERY	6TH	v's	LANE COVE
84	N. HOPPER & C. WILKINSON	2ND	v's	BLACKTOWN
82	C. WILKINSON & K. WICKS	3RD	v's	MACQUARIE
81	B. TARLINTON & G. DIMERY	1ST	v's	S.E.S.
56	C. WILKINSON & N. RUGLESS	7TH	v's	EPPING
52	C. WILKINSON & I. PATON	5TH	v's	BURWOOD
52	G. DIMERY & I. PATON	5TH	v's	LINDFIELD

1ST GRADE STATISTICS FROM 1951 - 52

CENTURIES IN 1ST GRADE: (45)

G. PARRY	6	L. HOWARD	1	T. BRISCOE	1
D. PERKINS	5	B. RAE	1	M. BOWEN	1
R. HALL	4	M. COTTER	1	D. STANFORD	1
T. SUCHY	3	K. FARLEY	1	S. ABERCROMBIE	1
G. KASSIS	3	D. CORBETT	1	T. OWENS	1
T. ROSS	2	R. CASSELL	1	M. TROY	1
N. MATTHEWS	2	M. PARRY	1	G. SMALL	1
L. MARKS	1	P. WOOD	1	R. LOPEZ	1
K. LEE	1	W. BALFOUR	1	G. DIMERY	1

<u>MOST RUNS IN A SEASON:</u>	628	T. SUCHY	1967 - 68
<u>MOST WICKETS IN A SEASON:</u>	69	T. WOOD	1990 - 91
<u>BEST BATTING AVERAGE:</u>	56.4	G. PARRY	1959 - 60
<u>BEST BOWLING AVERAGE:</u>	7.0	M. BLACK	1955 - 56
<u>MOST CATCHES IN A SEASON:</u>	32	J. ROSS (Wkt-Kpr)	1973 - 74
	23	D. HARVEY (Fielder)	1983 - 84
<u>MOST DISMISSALS IN A SEASON:</u>	34	J. ROSS (Wkt-Kpr)	1973 - 74
		(32 ct , 2 st)	
<u>HIGHEST INDIVIDUAL SCORE:</u>	144	P. PERKINS	1951 - 52
<u>MOST WICKETS IN AN INNINGS:</u>	9/40	G. PARRY	1956 - 57

TEAM SCORES

<u>HIGHEST:</u>	FOR :	377	v's	ROSEVILLE	1964 - 65
	AGAINST :	8 /393 dec	v's	HOLROYD	** 1996 - 97
<u>LOWEST:</u>	FOR :	35	v's	WENTWORTHVILLE	1983 - 84
	AGAINST :	20	v's	BURWOOD (Final)	1961 - 62

BEST PARTNERSHIP FOR EACH WICKET

<u>WKT</u>	<u>SCORE</u>	<u>PARTNERSHIP</u>	<u>OPPONENT</u>	<u>SEASON</u>
1 ST	170**	M. TROY / M. WOOD / B.TARLINTON	v's BEXLEY	1994 - 95
1 ST	153	G. PARRY & D. PERKINS	v's ROSEVILLE	1953 - 54
2ND	181	G. KASSIS & C.WHITE	v's STRATHFIELD	1989 - 90
3RD	229	G. PARRY & B. RAE	v's LANE COVE	1959 - 60
4TH	178	G. PARRY & L. HOWARD	v's ROSEVILLE	1958 - 59
5TH	167	L. MARKS & L. FRY	v's BURWOOD	1968 - 69
6TH	179	G. PARRY & W. BALFOUR	v's RYDE	1957 - 58
7TH	139	V. CONNOR & J. COLEMAN	v's LANE COVE	1992 - 93
8TH	141	R. HALL & C. SMITHERS	v's SUTHERLAND	1962 - 63
9TH	98	R. HALL & L. HOWARD	v's CANTERBURY	1964 - 65
10TH	125	M. WARD & M. KOSZEK	v's STRATHFIELD	1996 - 97

** M. Wood retired hurt and 1st wicket fell at 170

1ST GRADE MATCH STATISTICS SINCE 1967 - 68

WIN / LOSS RATIO AGAINST ALL OPPONENTS

OPPONENT	GAMES PLAYED	FIRST INNS		OUTRIGHT		DRAW	TIE
		WIN	LOSS	WIN	LOSS		
BAULKHAM HILLS }}	13	5	4	0	0	4	0
HILLS SHIRE }}	12	0	1	0	0	1	0
BEXLEY	31	20	7	0	0	4	0
BLACKTOWN	34	2	0	0	12	0	0
BURWOOD	3536	6	1819	1	4	5	1
CANTERBURY **	27	11	9	1	2	3	1
EPPING	3435	910	15	0	0	10	0
LANE COVE	3233	13	1415	1	2	2	0
LINDFIELD	3536	11	1617	1	2	5	0
MACQUARIE UNI	2425	10	1112	0	0	3	0
PENNANT HILLS	3233	14	10	12	2	5	0
ROSEVILLE	3233	17	10	2	12	2	0
STH EAST SYDNEY	34	0	34	0	0	0	0
STRATHFIELD	1314	67	5	0	2	0	0
WARRINGAH	2021	5	1112	1	0	3	0
WENTWORTHVILLE }}	35	7	15	2	5	6	0
HOLROYD }}	34	0	1	0	2	1	0
UNI NSW **	8	1	5	0	2	0	0
RYDE **	12	6	2	1	1	2	0
SUTHERLAND **	4	2	1	0	0	1	0
TOTALS	397	145	156	11	26	57	2

<u>SUMMARY :</u>	TOTAL PLAYED...	397	
	TOTAL WON.....	156	(39.3%)
	TOTAL LOST.....	182	(45.8%)
	DRAWN / TIED.....	59	(14.9%)

SEMI FINALS AND FINALS

<u>SEMI FINALS</u>	PLAYED	10	WON	2	LOST	7
			WINNING DRAW	0	LOSING DRAW	1
<u>FINALS</u>	PLAYED	2	WON	0	LOST	1
			WINNING DRAW	1	LOSING DRAW	0

N.B. A winning / losing draw is determined by a team's position on the competition table in the event of a semi or final being drawn or tied.

- ** Teams with this symbol are no longer in the competition.
- }} Wentworthville changed their name to Holroyd in 1993 - 94.
- }} Baulkham Hills changed their name to Hills Shire in 1996 - 97.



THE 1ST GRADE CALL !

2ND GRADE TEAM SCORES AND RESULTS 1996 - 97

<u>ROUND</u>	<u>OPPONENT</u>	<u>SCORES</u>	<u>RESULT</u>	
1	MACQUARIE UNI	AUBURN MACQUARIE	6 /314 dec 6/188	DRAWN
2	WARRINGAH	AUBURN WARRINGAH	10/145 2 /147	LOST 1st Innings
3	BLACKTOWN	AUBURN BLACKTOWN	10 /177 10 /100	WON 1st Innings
4	BEXLEY	AUBURN BEXLEY	10 /157 10 /275	LOST 1st Innings
5	HILLS SHIRE (B'ham Hills)	AUBURN HILLS SHIRE	1 / 3 10 /283	DRAWN
6	HOLROYD	AUBURN HOLROYD	10 /267 3 /146	DRAWN
7	STRATHFIELD	AUBURN STRATHFIELD	10 /206 3 /215	LOST 1st Innings
8	LINDFIELD	AUBURN LINDFIELD	10 /94 & 10 /136 7 /201 dec & 1 /33	LOST Outright
9	PENNANT HILLS	AUBURN PNANT HILLS	10 /122 10 /194	LOST 1st Innings
10	CANTERBURY			BYE
11	S. E. SYDNEY	AUBURN S. E. SYDNEY	10 /196 10 /275	LOST 1st Innings
12	BURWOOD	AUBURN BURWOOD	10 /104 10 /111	LOST 1st Innings
13	EPPING	AUBURN EPPING	10 /161 4 /163 dec	LOST 1st Innings
14	LANE COVE	AUBURN LANE COVE	10 /102 & 10 /166 8 /222 dec & 3 /47	LOST Outright
15	ROSEVILLE	AUBURN ROSEVILLE	7 /187 9 /185	WON 1st Innings

2ND GRADE CAPTAIN'S REPORT

The 96/97 season was probably best summed up by a comment from Greg Ryan when he said "This has been my year for 3 weddings & a funeral". I could recall the games he missed to go to weddings, but I couldn't understand the funeral part. When I asked him who died he replied "Auburn 2nd grade".

Once again bowling, like last season, was our strong point with all bowlers at one time or another sharing the spoils. Some of these were Mark Koszek 3/40 against Macquarie, Daniel Burton 3/61 v Bexley, Kiruban 3/38 v Pennant Hills, Michael Rose 3/22 v Blacktown. Stand-out bowlers were Doug Richardson who routed Roseville with 5 for 29 & Bradley Stone with 4 for 36 against Blacktown which were coincidentally the only two wins for the season.

Batting this season was well below par with only a few innings of substance. Nick Hopper was this season's only centurian with a 111 in round 1 & 51 later in the season, Kiruban Thayanathan 64 v South East Sydney, Clinton Daley 62 not out against Strathfield, Nathan Rugless 76 v Holroyd & Paul Watkins with a display of brute force hammering 81 runs v Roseville.

Fielding was patchy at times with far too many reasonable chances going to ground at vital times. Players need to make a bigger effort to get to training & practice fielding skills. There was one player who had an exceptionally good season in the field & that was Nicholas Hopper who took some outstanding catches in the slips & a couple of screamers in the gully against Roseville.

In closing we would like to thank all players in 2nd grade this season & hope that all will be there next year so the club can continue to grow & hopefully will be stronger.

MARC ROUILLON



THE 2ND GRADE PLAYERS

MARK COTTER

Mark showed signs of the runs he has told us he is able to score, but unfortunately could not go on with the job after a number of starts. This could have been due to work commitments that saw him missing the odd game.

NICK HOPPER

The man started the season on fire. A wager made with a few Eagles which entailed a case of beer on both batting average and aggregate seemed to do the trick for Mr. Hopper. After his round 1 score of 111 he was elevated to 1st grade. However on his return in round 8 Nick didn't quite recapture the form that saw him elevated to 1st grade. Often got away to a good start but was unable to go on with it, with only one other innings converted to a half century. Hopefully he will get a taste for free beers & bring some good form in the 97-98 season.

DOUG RICHARDSON

A year with the bat that does not do Douglas any justice however certainly made up for lack of runs with a fine bowling performance that I think was the pick of a good crop. Doug will not try to convince anyone of having awesome speed (well, not seriously anyway) but always bowls a good line and length & finally frustrates batsman into mistakes. Normally used as a change bowler, Doug put his hand up for the new ball in the last game & bowled two superb spells which netted him with the seasons best bowling figures.

BRADLEY STONE

Stoney would have to go down as the unluckiest bowler in 2nd grade. He probably had more catches dropped off his bowling than he took wickets (which was a telling statistic for the outcome of a number of matches). To his credit though, Brad went back to his mark & battled on continuing to put his straight-breaks on the spot & bowl the batsmen out instead. Brad would also be pleased with his batting, maybe some of the middle order should have taken some notice.

KIRUBAN THAYANANTHAN

Kiru joined us from Pennant Hills this season and showed plenty of potential. Quite often got starts but failed to go on with the job and it is hoped that his powerful hitting will be combined with more concentration in future seasons. Kiru also displayed handy talent with the ball (when he wasn't over stepping the mark), and will be an asset to the club in future seasons.

SIMON ROY

With Simon's arrival in second grade in round seven there were high expectations from many team members. Unfortunately Simon lacked the control he had displayed during 95-96. However, he showed he could concentrate well with the bat & finished with a better average than most of the recognised batsmen.

NATHAN WILLOUGHBY

Probably a season Nathan would rather forget. Although Nathan had plenty of commitment luck just didn't go his way. It is to be hoped that Nathan's form can return to that of his earlier season's with the eagle.

MARK KOSCEK

Mark is still learning his trade on turf but is improving with every game. Probably not as many wickets as Mark would have liked but bowled with genuine pace at times and has the right attitude that will see him become a potent strike weapon in the future. Mark's batting is also improving with the highlight being a career best 57 (sharing in a 10th wicket partnership of 125 against Strathfield) which was picked up by the Daily Telegraph and made Mark the toast of Auburn.

GREG RYAN

The golf playing, thong wearing, professional wedding guest had a season that he would probably agree was not up to standard. His second job moonlighting as a professional wedding guest may have affected his form, or was it the loss of this thongs midway through the season, like most of the batsmen in first Greg has ability but still needs to concentrate and focus more.

CLINTON DALEY

Clinton had an up & down season highlighted by an excellent batting performance against Strathfield, scoring 69 No. Clinton is totally committed to seeing 2nd grade and the club succeed but lacked support at these both on and off the field. Clinton discovered the difficulties of captaining an Auburn team after taking over 1/2 way through. However I'm sure all his team mates would agree he did well under the circumstances.

THIS IS THE LAST
WARNING
ABOUT YOUR
UNDERARM !



SECOND GRADE AVERAGES

1996 - 97

BATTING

NAME	RUNS	INNS	NO	50	100	HS	CTCH	ST	AVE	MTCH
N. HOPPER	254	9	0	1	1	111	9		28.22	7
K. THAYANANTHAN	220	13	0	1	0	64	2		16.92	11
C. DALEY	209	14	1	1	0	62 x	7		16.08	13
N. RUGLESS	159	5	0	1	0	76	1		31.80	6
A. MIHALJ	139	5	0	0	0	36	2		27.80	5
S. ROY	125	10	3	0	0	26	3		17.86	8
M. COTTER	121	10	0	0	0	33	3		12.10	9
D. RICHARDSON	105	14	2	0	0	27	3		8.75	12
B. STONE	91	13	3	0	0	27	1		9.10	13
M. ROUILLON	85	14	1	0	0	36	6		6.54	13
P. WATKINS	81	1	0	1	0	81	0		81.00	1
R. LOPEZ	80	2	1	0	0	46	0		80.00	2
G. RYAN	74	5	0	0	0	30	2		14.80	5
S. PERCIVAL	69	5	1	0	0	23 x	1		17.25	6
W. SAUNDERS	62	4	0	0	0	41	1		15.50	5
D. BURTON	55	4	0	0	0	20	0		13.75	6
M. KOSZEK	51	4	2	0	0	27 x	0		25.50	3
J. COOK	47	2	0	0	0	47	1		23.50	2
M. MITCHELL	42	3	0	0	0	22	1		14.00	2
R. BARBON	31	1	1	0	0	31 x	0		-	1
D. BETTIOL	28	1	0	0	0	28	0		28.00	1
N. WILLOUGHBY	25	4	0	0	0	16	3		6.25	3
M. HOLMES	24	2	0	0	0	18	0		12.00	3
D. DIAS	21	2	0	0	0	21	0		10.50	2
P. COSTIN	17	1	0	0	0	17	0		17.00	1
N. CARR	12	1	0	0	0	12	0		12.00	1
J. DOWLING	9	3	1	0	0	9	0		4.50	2
A. MENDIS	7	1	0	0	0	7	0		7.00	1
M. ROSE	5	2	1	0	0	5 x	0		5.00	3
V. CONNOR	4	1	0	0	0	4	0		4.00	1
J. CABLE	4	2	0	0	0	4	0		2.00	1
K. RYAN	1	1	0	0	0	1	0		1.00	1
G. KENNY	0	1	0	0	0	0	0		0.00	1
C. ROLLANS	0	1	0	0	0	0	1		0.00	1
S. PERKS	0	0	0	0	0	0	0		-	1
A. EDWARDS	0	0	0	0	0	0	2		-	1

SECOND GRADE AVERAGES

1996 - 97

BOWLING

<u>NAME</u>	<u>WICK</u>	<u>O</u>	<u>M</u>	<u>RUN</u>	<u>BEST</u>	<u>SFOR</u>	<u>AVE</u>	<u>MTCH</u>
B. STONE	15	145	36	391	4/36		26.07	13
D. RICHARDSON	11	72	21	174	5/29	1	15.82	12
M. KOSZEK	9	65.5	20	206	3/40		22.89	3
D. BURTON	8	88	18	205	3/61		25.63	6
S. ROY	8	57	4	340	2/50		42.50	8
J. DOWLING	6	38	11	126	3/44		21.00	2
S. PERCIVAL	6	59	18	176	2/31		29.33	6
K. THAYANANTHAN	6	51.1	7	197	3/38		32.83	11
M. MITCHELL	5	32.1	10	95	2/22		19.00	2
M. ROSE	4	39	12	84	3/22		21.00	3
M. HOLMES	3	11	2	22	3/10		7.33	3
J. COOK	3	19	2	63	2/22		21.00	2
C. DALEY	3	28	4	129	2/52		43.00	13
N. RUGLESS	3	37.2	9	152	3/81		50.67	6
W. SAUNDERS	2	20	6	69	1/2		34.50	5
R. LOPEZ	2	34	6	81	1/28		40.50	2
C. ROLLANS	1	6	0	11	1/22		11.00	1
V. CONNOR	1	14	0	70	1/70		70.00	1
A. EDWARDS	0	15	1	43	0/43		-	1
M. COTTER	0	3	0	10	0/10		-	9
N. HOPPER	0	2	0	15	0/15		-	7
A. MENDIS	0	2	0	5	0/5		-	1
G. RYAN	0	1	0	9	0/9		-	5
M. ROUILLON	0	1	1	0	0/0		-	13



2ND GRADE SLIPPERS SHOWING THEIR TALENTS !

2ND GRADE OUTSTANDING PERFORMANCES 1996 - 97

BATTING

N. HOPPER	111	VS	MACQUARIE UNI
N. HOPPER	51	VS	LANE COVE
<hr/>			
P. WATKINS	81	VS	ROSEVILLE
<hr/>			
N. RUGLESS	76	VS	HOLROYD
N. RUGLESS	47	VS	BLACKTOWN
<hr/>			
K. THAYANTHAN	64	VS	STH. EAST SYDNEY
K. THAYANTHAN	41	VS	HOLROYD
<hr/>			
C. DALEY	62 x	VS	PENNANT HILLS
J. COOK	47	VS	STH. EAST SYDNEY
R. LOPEZ	46	VS	WARRINGAH
W. SAUNDERS	41	VS	BLACKTOWN

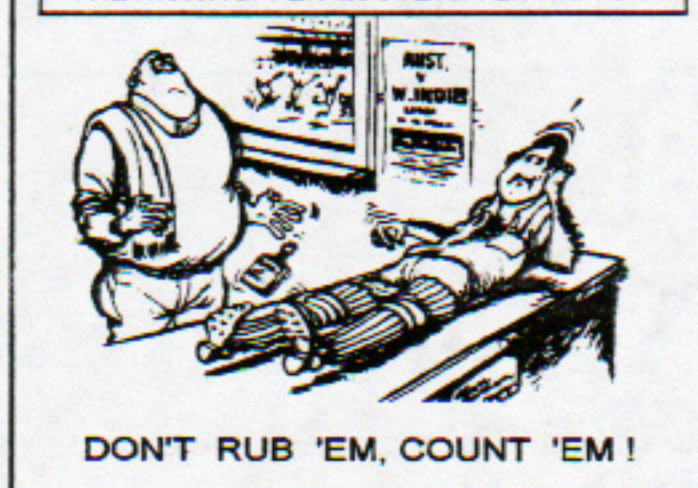
BOWLING

D. RICHARDSON	5 / 29	VS	ROSEVILLE
B. STONE	4 / 36	VS	BLACKTOWN

2ND GRADE 50+ PARTNERSHIPS 1996 - 97

113	N. RUGLESS & K. THAYANTHAN	5TH	v's	HOLROYD
101	N. HOPPER & M. ROUILLON	2ND	v's	MACQUARIE UNI
76	N. HOPPER & D. RICHARDSON	1ST	v's	MACQUARIE UNI
76	R. LOPEZ & A. MIHALJ	7TH	v's	WARRINGAH
71	N. RUGLESS & A. MIHALJ	4TH	v's	BEXLEY
68	R. BARBON & R. LOPEZ	6TH	v's	MACQUARIE UNI
66	S. ROY & C. DALEY	9TH	v's	STRATHFIELD

THE NICK HOPPER QUOTE AFTER HIS TON :



2ND GRADE STATISTICS FROM 1954 - 55

CENTURIES IN 2ND GRADE: (26)

D. NOYES	2	P. WOOD	1	D. HARVEY	1
G. KENNY	2	T.MATTHYSZ	1	N. DAY	1
P. PERKINS	1	N. LEWIS	1	D. HUDSON	1
T. SUCHY	1	R. HADLEY	1	L. FRY	1
P. PERCEY	1	K.GRIFFITHS	1	M. COTTER	1
T. ROSS	1	J. LIDDLE	1	B. COUPAR	1
G. BRAZIER	1	P. MOONEY	1	S. ABERCROMBIE	1
P. GANE	1	G. KASSIS	1	N. HOPPER	1

<u>MOST RUNS IN A SEASON:</u>	617	K. GRIFFITHS	1964 - 65
<u>MOST WICKETS IN A SEASON:</u>	67	A. RUDGELEY	1965 - 66
<u>BEST BATTING AVERAGE:</u>	64.2	J. SCORGIE	1965 - 66
<u>BEST BOWLING AVERAGE:</u>	6.45	S. GUTHRIE	1985 - 86
<u>MOST CATCHES IN A SEASON:</u>	19	D. GAY (Wkt-Kpr)	1985 - 86
	16	D. TRIBOLET(Fielder)	1968 - 69
<u>MOST DISMISSALS IN A SEASON:</u>	23	D. GAY (Wkt-Kpr)	1985 - 86
		(19 ct , 4 st)	
<u>HIGHEST INDIVIDUAL SCORE:</u>	144	G. KASSIS (Final)	1985 - 86
<u>MOST WICKETS IN AN INNINGS:</u>	8/21	B. MEREDITH	1960 - 61

TEAM SCORES

<u>HIGHEST:</u>	FOR :	6/406 dec	v's	LANE COVE	1964 - 65
	AGAINST :	397	v's	BEXLEY	1994 - 95
<u>LOWEST:</u>	FOR :	18	v's	BURWOOD (Semi)	1982 - 83
	AGAINST :	24	v's	ROSEVILLE	1965 - 66

BEST PARTNERSHIP FOR EACH WICKET

<u>WKT</u>	<u>SCORE</u>	<u>PARTNERSHIP</u>		<u>OPPONENT</u>	<u>SEASON</u>
1ST	178	P. PERKINS	& D. NOYES	v's EPPING	1968 - 69
2ND	141	D. HUDSON	& G. KENNY	v's MACQUARIE UNI	1983 - 84
3RD	124	S. POLITI	& T. SUCHY	v's BAULKHAM HILLS	1987 - 88
4TH	158	S.Abercrombie	& A. PICO	v's WARRINGAH	1991 - 92
5TH	144	P. McDERMID	& T. SUCHY	v's WENTWORTHVILLE	1983 - 84
6TH	153	P. PERCEY	& R. HOLMES	v's BEXLEY	1966 - 67
7TH	117	L. PENDREIGH	& A. DOWNTON	v's PENNANT HILLS	1989 - 90
8TH	101	P. GANE	& B. MOORE	v's EPPING	1975 - 76
9TH	108	N. DAY	& K. GOUGH	v's SUTHERLAND	1964 - 65
10TH	92	N. DAY	& A.RUDGELEY	v's SUTHERLAND	1964 - 65

2ND GRADE MATCH STATISTICS SINCE 1967 - 68

WIN / LOSS RATIO AGAINST ALL OPPONENTS

OPPONENT	GAMES PLAYED	FIRST INNS		OUTRIGHT		DRAW	TIE
		WIN	LOSS	WIN	LOSS		
BAULKHAM HILLS }} 12	1	5	0	0	6	0	
HILLS SHIRE }} 1	0	0	0	0	1	0	
BEXLEY 30	14	8	2	0	6	0	
BLACKTOWN 3	2	1	0	0	0	0	
BURWOOD 32	7	16	1	3	5	0	
CANTERBURY ** 33	13	9	2	1	7	1	
EPPING 33	13	12	0	2	6	0	
LANE COVE 31	15	9	1	2	4	0	
LINDFIELD 32	18	8 ⁹	2	2	2	0	
MACQUARIE UNI 25	10	5	1	2	7	0	
PENNANT HILLS 31	13	13	3	0	1	1	
ROSEVILLE 34	15	12	1	2	4	0	
STH EAST SYDNEY 3	2	1	0	0	0	0	
STRATHFIELD 14	6	5	3	0	0	0	
WARRINGAH 24	9	12	2	0	1	0	
WENTWORTHVILLE }} 28	7	13	0	0	8	0	
HOLROYD }} 3	0	1	0	0	2	0	
UNI NSW ** 10	2	6	0	1	1	0	
RYDE ** 9	6	0	1	0	2	0	
SUTHERLAND ** 3	1	1	1	0	0	0	
TOTALS	391	154	137	20	15	63	2

<u>SUMMARY:</u>	TOTAL PLAYED....	391	0	
	TOTAL WON.....	174		(44.5%)
	TOTAL LOST.....	152		(38.9%)
	DRAWN / TIED.....	65		(16.6%)

SEMI FINALS AND FINALS


<u>SEMI FINALS</u>	PLAYED	9	WON	3	LOST	5
			WINNING DRAW	1	LOSING DRAW	0
<u>FINALS</u>	PLAYED	4	WON	1	LOST	1
			WINNING DRAW	0	LOSING DRAW	2

N.B. A winning / losing draw is determined by a team's position on the competition table in the event of a semi or final being drawn or tied.

** Teams with this symbol are no longer in the competition.

}} Wentworthville changed their name to Holroyd in 1993 - 94.

}} Baulkham Hills changed their name to Hills Shire in 1996 - 97.



LOOK DEAR, HIS FIRST GOOGLEY

3RD GRADE TEAM SCORES AND RESULTS 1996 - 97

<u>ROUND</u>	<u>OPPONENT</u>	<u>SCORES</u>	<u>RESULT</u>	
1	MACQUARIE UNI	AUBURN MACQUARIE	7 /287 10 /242	WON 1st Innings
2	WARRINGAH	AUBURN WARRINGAH	10 /217 8 /215	WON 1st Innings
3	BLACKTOWN	AUBURN BLACKTOWN	10 /135 10 /131	WON 1st Innings
4	BEXLEY	AUBURN BEXLEY	6 /167 dec & 3 /76 10 /74 & 10 /168	WON Outright
5	HILLS SHIRE (B'ham Hills)	AUBURN HILLS SHIRE	1 /27 10 /240	DRAWN
6	HOLROYD	AUBURN HOLROYD	6 /244 dec 10 /162 & 4 /34	WON 1st Innings
7	STRATHFIELD	AUBURN STRATHFIELD	10 /275 10 /230	WON 1st Innings
8	LINDFIELD	AUBURN LINDFIELD	9 /159 4 /160	LOST 1st Innings
9	PENNANT HILLS	AUBURN PNANT HILLS	10 /190 2 /195	LOST 1st Innings
10	CANTERBURY			BYE
11	S. E. SYDNEY	AUBURN S. E. SYDNEY	10 /152 4 /153	LOST 1st Innings
12	BURWOOD	AUBURN BURWOOD	10 /158 10 /114	WON 1st Innings
13	EPPING	AUBURN EPPING	9 /226 10 /151	WON 1st Innings
14	LANE COVE	AUBURN LANE COVE	10 /122 3 /251	LOST 1st Innings
15	ROSEVILLE	AUBURN ROSEVILLE	3 /117 10 /115	WON 1st Innings

3RD GRADE CAPTAIN'S REPORT

At the half way mark of the season the side was undefeated and well on track to defending our title as 'Premiers', from the 1995/96 season. However, after the Christmas break the side only won two out of the last five rounds and finished the season on equal fourth with eventual premiers, Pennant Hills who made the semi finals due to a better percentage rate than us.

There is no doubt that the lack of commitment of some players during January, when five players were not available for the two one day games after Christmas, was the main contributing factor to the sides two defeats in those games. Another major disappointment in the latter part of the season was the side's poor performance in the field which saw a number of catches put down. In fact in the Round 11 match against South East Sydney one of their batsman was dropped 8 times, which is just poor cricket.

On a more positive note, the emergence of Jason Dowling as a front line pace bowler, which saw him take a 'hat-trick' against Holroyd, was a real bonus for the season. Jason who came across from Canterbury, settled in well and became a popular member of the club.

The mainstays of the batting were Steve Perks and Tony Ross who scored consistently throughout the season. While Greg Ryan added a lot of steel to the top order in his appearances in the side. Adam Lawson again put in some very good performances with bat and ball after a late start to the season due to injury.

There is no doubt that the talent is there for 3rd Grade to get back on track and challenge for the Semi-finals again next season. Whilst it may not have been apparent during the season, when assessing the team's overall performance I have no doubt that having won the competition the previous season that the 'hunger' was just not there for some of the players.

Even allowing for the disappointment of not being able to defend our title in the Semi-finals, to finish equal fourth on points at the end of the 15 rounds was a creditable performance.

One of the enjoyable aspects of playing in the 3rd Grade side was the fact that the team spirit was also excellent with everyone encouraging and supporting each other.

I would like to take this opportunity to thank Tony Ross, Adam Lawson and Michael Holmes for looking after the side on the days that I arrived late, due to my Saturday Morning cricket commitments. Special thanks to Don Rose for undertaking the scoring duties and his general assistance.

In conclusion I would also like to express my thanks to all the players for their support during the season and hope that you all have a rewarding 1997/98 season.

Mike Wood
Captain ('Cranky')

PLAYER PROFILES

TONY ROSS

Stylish stroke maker and still one of the best batsmen and fieldsman in the Club. Also showed that he has lost none of his skills as a wicket keeper when called on to put the gloves on in the latter part of the season. Tony provided valuable input and advice during the season. A very competitive cricketer whom I always enjoy playing with. I hope Tony continues to play next season.

MICHAEL HOMES:

This was Mike's first season back with the Club after a couple of years off. Mike proved to be a valuable member of the side with his aggressive batting style and handy mediums pacers, best figures being 5/21 against Blacktown, which helped to win the game. Also provided good advice and support during the season. I have no doubt that now Mike is back playing again he will put in some very handy performances next season.

JASON DOWLING:

Jason came into the side after Round 3 and quickly showed his class to become the spearhead of the attack. Always bowled with plenty of pace and has the ability to move the ball in the air and off the seam. Turned in a number of lion hearted efforts with the ball, with his best being match figures of 9/52, including a hat-trick against Holroyd. Was also the Clubs leading wicket taker for the season with 34 wickets. Jason is also a handy lower order batsmen who can really strike the ball. Only a matter of time before Jason makes his mark in the higher grades.

ADAM LAWSON:

Due to injury Adam did not make his season debut until Round 4 against Bexley. After brushing off the cobwebs Adam showed that he had lost none of this hitting power and produced some very forceful knocks, including a top score of 64 against Epping (3 x 6's and 7 x 4's). Also put in some handy performances with the ball (18 wickets, average 15.39) to confirm his status as a genuine all rounder.

PAUL COSTIN:

Paul started the season off in excellent fashion with a fine 70 against Macquarie University. However, his form deserted him around the half way mark of the season. Paul worked hard to find his lost touch which started to come back towards the end of the season. Has the right attitude to succeed next season. Also showed his skills with the ball when called on to bowl, especially his 4/9 off 12 overs against Baulkham Hills (Hills Shire).

NATHAN CARR

Nathan started solidly but suffered a loss of form which saw him lose confidence. Showed his ability with a gritty knock of 54 against Holroyd. Will bounce back next season, especially with the pressure of the H.S.C. gone.

STEVE PERKS:

Very clean striker of the ball with a wide range of shots. Topped the 3rd Grade batting aggregate with 286 runs. If Steve was able to commit himself for the full season I have no doubt that he could press for a 1st Grade spot. A player who is capable of keeping the score ticking over and challenge the bowlers.

RAOUL BARBON:

Raoul had an unfortunate start to the season when he broke his hand in the first round missing quite a few matches, and was also injured in a training mishap in the later part of the season. When asked to open the batting quickly adapted and was willing to take the attack to the bowler. Will make up for this season's frustration next season. Went close to having his first bowl for the club.

MICHAEL ROSE:

Mike bowled with plenty of enthusiasm and generated good pace. However, struggled with his rhythm at times which resulted in his confidence suffering. A player who never gives up and works extremely hard at practice. Provided some useful rear guard action with the bat. Very much a quite achiever.

MATT MCDERMOTT:

Matt was another player who started the season late and then suffered a foot injury which hampered him. Struggled to recapture last season's form but still showed that he had not lost the ability to move the ball off the seam and beat the bat. Very determined cricketer who will be back to his best next season.

WES SAUNDERS:

A player with tremendous potential as a genuine all rounder but has yet to fully realise that potential. Wes is one of those players that has the ability to turn a game around. If he could develop more commitment with his availability and practice he would reach his true potential.

DEREK CABLE:


A young player in his first season with the club, Derek struggled to come to grips with the requirements of batting on turf. However, Derek has a good technique and will benefit from this years experiences.

JARROD CABLE:

An aggressive opening batsman and wicket keeper. Jarrod just needs to work on his shot selection to become more consistent with the bat. His keeping improved as the season progressed.

GREG RYAN:

In the games that he played in the side, Greg was the back bone of the batting. A player who never takes a backward step, with strong powers of concentration. A batsmen who kept things simple and is not intimidated by the bowler. Also sharp in the field.



3RD GRADE BATTING PRACTICE



THIRD GRADE AVERAGES

1996 - 97


BATTING

<u>NAME</u>	<u>RUNS</u>	<u>INNS</u>	<u>NO</u>	<u>50</u>	<u>100</u>	<u>HS</u>	<u>CTCH</u>	<u>ST</u>	<u>AVE</u>	<u>MTCH</u>
S. PERKS	286	8	0	3	0	81	3		35.75	7
T. ROSS	264	11	2	1	0	71	9		29.33	11
A. LAWSON	214	8	1	1	0	64	9		30.57	9
P. COSTIN	213	12	0	1	0	70	6		17.75	12
N. CARR	192	13	1	1	0	59	2		16.00	12
G. RYAN	183	5	1	1	0	52 x	2		45.75	5
R. BARBON	153	7	0	1	0	51	1		21.86	7
M. WOOD	115	10	3	0	0	24	3		16.43	14
J. CABLE	111	7	0	0	0	35	6		15.86	7
M. HOLMES	107	8	1	0	0	20	5		15.29	9
C. CLUNAS	66	2	0	1	0	56	0		33.00	2
M. ROSE	50	9	2	0	0	15	2		7.14	10
M.A. WOOD	48	1	1	0	0	48 x	0		-	1
J. DOWLING	43	6	2	0	0	20	0		10.75	9
W. SAUNDERS	42	4	1	0	0	24	3		14.00	6
B. DOWLING	40	2	0	0	0	30	0		20.00	2
D. CABLE	38	6	1	0	0	15	1		7.60	7
D. SUCHY	20	3	2	0	0	15 x	0		20.00	4
A. DENMEAD	15	1	0	0	0	15	0		15.00	1
A. EDWARDS	10	1	0	0	0	10	2		10.00	2
P. WATKINS	9	1	0	0	0	9	0		9.00	1
M. EGAN	8	1	0	0	0	8	2		8.00	3
D. DIAS	8	1	1	0	0	8 x	0		-	1
D. BETTIOL	3	1	0	0	0	3	2		3.00	1
N. HOPPER	3	1	0	0	0	3	2		3.00	1
M. McDERMOTT	2	3	1	0	0	2 x	0		1.00	6
N. ANDREWS	0	1	0	0	0	0	1		0.00	1
S. MADDEN	0	0	0	0	0	0	0		-	1
L. PENDREIGH	0	0	0	0	0	0	1		-	1

THIRD GRADE AVERAGES 1996 - 97

BOWLING

<u>NAME</u>	<u>WICK</u>	<u>O</u>	<u>M</u>	<u>RUN</u>	<u>BEST</u>	<u>5FOR</u>	<u>AVE</u>	<u>MTCH</u>
J. DOWLING	27	164	39	396	*5/39	1	14.67	9
M. WOOD	22	168.2	30	415	8/55	2	18.86	14
A. LAWSON	18	110	25	277	4/41		15.39	9
M. HOLMES	12	49.5	8	148	5/21	1	12.33	9
W. SAUNDERS	6	49.2	8	158	3/33		26.33	6
P. COSTIN	5	30.5	6	53	4/9		10.60	12
M. EGAN	5	20	0	70	3/35		14.00	3
D. SUCHY	5	39	7	109	3/34		21.80	4
M. McDERMOTT	5	68.5	16	197	2/20		39.40	6
M. ROSE	5	100.5	17	309	2/22		61.80	10
S. MADDEN	2	11	5	15	2/15		7.50	1
A. EDWARDS	2	18	2	55	1/15		27.50	2
D. CABLE	2	18	1	74	2/44		37.00	7
N. ANDREWS	1	7	1	30	1/30		30.00	1
B. DOWLING	0	18	6	58	0/27		-	2
M.A. WOOD	0	10	0	38	0/38		-	1
A. DENMEAD	0	6	0	16	0/16		-	1
P. WATKINS	0	3	0	17	0/17		-	1



3RD GRADE OUTSTANDING PERFORMANCES 1996-97

BATTING

S. PERKS	81	V'S	STRATHFIELD
S. PERKS	81	V'S	PENNANT HILLS
S. PERKS	50	V'S	BEXLEY
T. ROSS	71	V'S	STRATHFIELD
T. ROSS	41	V'S	LINDFIELD
T. ROSS	40	V'S	EPPING
P. COSTIN	70	V'S	MACQUARIE UNI
P. COSTIN	42	V'S	BEXLEY
A. LAWSON	64	V'S	BEXLEY
A. LAWSON	46	V'S	EPPING
C. CLUNAS	56	V'S	MACQUARIE UNI
N. CARR	59	V'S	HOLROYD
N. CARR	43	V'S	MACQUARIE UNI
G. RYAN	52	V'S	ROSEVILLE
G. RYAN	40	V'S	HOLROYD
R. BARBON	51	V'S	STH EAST SYDNEY
M.A. WOOD	48*	V'S	WARRINGAH

BOWLING

M. WOOD	8 / 55	V'S	MACQUARIE UNI
M. WOOD	6 / 58	V'S	STRATHFIELD
M. HOLMES	5 / 21	V'S	BLACKTOWN
J. DOWLING **	5 / 39	V'S	HOLROYD
J. DOWLING	4 / 13	V'S	HOLROYD
J. DOWLING	4 / 33	V'S	BEXLEY
J. DOWLING	4 / 34	V'S	ROSEVILLE
J. DOWLING	4 / 38	V'S	BEXLEY
P. COSTIN	4 / 9	V'S	HILLS SHIRE
A. LAWSON	4 / 41	V'S	BEXLEY

** Includes hatrick

3RD GRADE 50+ PARTNERSHIPS 1996 - 97

119	S. PERKS & T. ROSS	4TH	v's	STRATHFIELD
94	N. CARR & G. RYAN	2ND	v's	HOLROYD
92	C. CLUNAS & N. CARR	1ST	v's	MACQUARIE UNI
90	A. LAWSON & W. SAUNDERS	7TH	v's	EPPING
74	S. PERKS & B. DOWLING	8TH	v's	PENNANT HILLS
71	G. RYAN & S. PERKS	3RD	v's	STRATHFIELD
56	A. LAWSON & M. HOLMES	6TH	v's	BEXLEY

3RD GRADE STATISTICS FROM 1964 - 65

CENTURIES IN 3RD GRADE: (18)

W. MARSHALL	3	S. LAING	1	T. ROSS	1
G. RYAN	2	G. CLARKE	1	C. CLUNAS	1
P. PERKINS	1	G. GUTHRIE	1	S. SATHIAH	1
R. GENTLES	1	N. YOUNIS	1	A. LAWSON	1
C. RYAN	1	C. ZAMMITT	1	C. WILKINSON	1

<u>MOST RUNS IN A SEASON:</u>	663	W. MARSHALL	1985 - 86
<u>MOST WICKETS IN A SEASON:</u>	80	K. WILLIAMS	1966 - 67
<u>BEST BATTING AVERAGE:</u>	59.3	G. RYAN	1987 - 88
<u>BEST BOWLING AVERAGE:</u>	6.4	R. JOHNSON	1976 - 77
<u>MOST CATCHES IN A SEASON:</u>	24	P. PERKINS (Wkt-Kpr)	1966 - 67
	22	D. TRIBOLET (Fielder)	1966 - 67
<u>MOST DISMISSALS IN A SEASON:</u>	30	C. CLUNAS (Wkt-Kpr)	1995 - 96 (18 ct , 12 st)
<u>HIGHEST INDIVIDUAL SCORE:</u>	147	C. WILKINSON	1995 - 96
<u>MOST WICKETS IN AN INNINGS:</u>	10/43	K. WILLIAMS	1966 - 67

TEAM SCORES

<u>HIGHEST:</u>	FOR :	7/326 dec	v's	PENNANT HILLS	1986 - 87
	AGAINST :	356	v's	EPPING	1980 - 81
<u>LOWEST:</u>	FOR :	35	v's	BAULKHAM HILLS	1984 - 85
	AGAINST :	19	v's	MOSMAN	1965 - 66

BEST PARTNERSHIP FOR EACH WICKET

<u>WKT</u>	<u>SCORE</u>	<u>PARTNERSHIP</u>		<u>OPPONENT</u>	<u>SEASON</u>
1ST	151	J. KHALIFEH	& P. LEACY	v's CANTERBURY	1971 - 72
2ND	145	W. MARSHALL	& C. ZAMMITT	v's STRATHFIELD	1985 - 86
3RD	124	M. COTTER	& S. LAING	v's LINDFIELD	1982 - 83
4TH	164	T. BYRNES	& G. KENNY	v's BURWOOD	1986 - 87
5TH	134	D. TRIBOLET	& K. JAMES	v's UNI OF NSW	1964 - 65
6TH	149	A. LAWSON	& G. KENNY	v's BLACKTOWN	1995 - 96
7TH	93	D. TRIBOLET	& W. SHEPHERD	v's EPPING I	1975 - 76
7TH	93	S. BUCHOLTZ	& B. GRENFELL	v's CANTERBURY	1994 - 95
8TH	109*	N. WILLOUGHBY	& D. DIAS	v's ROSEVILLE	1992 - 93
9TH	93*	T. PAGANO	& R. JOHNSON	v's EPPING (SEMI)	1986 - 87
10TH	81	S. LAING	& S. GUTHRIE	v's EPPING II	1980 - 81

3RD GRADE MATCH STATISTICS SINCE 1967 - 68

WIN / LOSS RATIO AGAINST ALL OPPONENTS

OPPONENT	GAMES PLAYED	FIRST INNS		OUTRIGHT		DRAW	TIE
		WIN	LOSS	WIN	LOSS		
BAULKHAM HILLS }}	12	6	1	0	1	4	0
HILLS SHIRE }}	1	0	0	0	0	1	0
BEXLEY	12	5	2	3	1	1	0
BLACKTOWN	3	2	1	0	0	0	0
BURWOOD	38	16	7	2	3	8	2
CANTERBURY **	34	14	11	3	1	5	0
EPPING	53	13	20	4	3	13	0
LANE COVE	36	15	7	6	2	6	0
LINDFIELD	29	12	9	4	0	3	1
MACQUARIE UNI	25	12	6	2	3	2	0
PENNANT HILLS	27	8	11	2	0	5	1
ROSEVILLE	15	7	5	1	0	1	1
STH EAST SYDNEY	3	1	2	0	0	0	0
STRATHFIELD	14	7	4	1	1	1	0
WARRINGAH	20	11	5	0	0	4	0
WENTWORTHVILLE }}	32	13	11	3	2	3	0
HOLROYD }}	3	2	1	0	0	0	0
<hr/>							
UNI NSW **	16	6	3	2	2	3	0
CUMBERLAND **	4	0	1	0	2	1	0
ST. GEORGE **	4	0	1	0	1	2	0
OTHERS **	9	2	3	1	1	2	0
<hr/>							
TOTALS	390	152	111	34	23	65	5

SUMMARY:

TOTAL PLAYED.....	390	
TOTAL WON.....	186	(47.7%)
TOTAL LOST.....	134	(34.4%)
DRAWN / TIED.....	70	(17.9%)

SEMI FINALS AND FINALS

SEMI FINALS	PLAYED	10	WON 7	LOST 2	
			WINNING DRAW 0	LOSING DRAW 1	
FINALS	PLAYED	7	WON 1	LOST 4	
			WINNING DRAW 1	LOSING DRAW 1	

N.B. A winning / losing draw is determined by a team's position on the competition table in the event of a semi or final being drawn or tied.

** Teams with this symbol are no longer in the competition.

}} Wentworthville changed their name to Holroyd in 1993 - 94.

}} Baulkham Hills changed their name to Hills Shire in 1996 - 97.



4TH GRADE BATTING PRACTICE

4TH GRADE TEAM SCORES AND RESULTS 1996 - 97

<u>ROUND</u>	<u>OPPONENT</u>	<u>SCORES</u>	<u>RESULT</u>	
1	MACQUARIE UNI	AUBURN MACQUARIE	10 /201 10 /223 & 1 /49	LOST 1st Innings
2	WARRINGAH	AUBURN WARRINGAH	10 /85 2 /86	LOST 1st Innings
3	BLACKTOWN	AUBURN BLACKTOWN	10 /200 10 /130	WON 1st Innings
4	BEXLEY	AUBURN BEXLEY	10 /138 & 10 /74 10 /182 & 8 /191 dec	LOST Outright
5	HILLS SHIRE (B'ham Hills)	AUBURN HILLS SHIRE	6 /188 dec 10 /99 & 4 /104	WON 1st Innings
6	HOLROYD	AUBURN HOLROYD	8 /49 dec & 5 /87 10 /226 & 0 /0 dec	LOST 1st Innings
7	STRATHFIELD	AUBURN STRATHFIELD	3 /245 8 /242 dec	WON 1st Innings
8	LINDFIELD	AUBURN LINDFIELD	10 /178 10 /96	LOST 1st Innings
9	PENNANT HILLS	AUBURN P'NANT HILLS	9 /214 10 /133	WON 1st Innings
10	CANTERBURY			BYE
11	S. E. SYDNEY	AUBURN S. E. SYDNEY	10 /153 10 /140	WON 1st Innings
12	BURWOOD	AUBURN BURWOOD	10 /68 3 /71	LOST Outright
13	EPPING	AUBURN EPPING	1 /100 10 /98	WON 1st Innings
14	LANE COVE	AUBURN LANE COVE	10 /186 7 /277	LOST 1st Innings
15	ROSEVILLE	AUBURN ROSEVILLE	10 /103 10 /54	LOST 1st Innings

FOURTH GRADE CAPTAIN'S REPORT

The 1996-97 season was by far the best season that Auburn fourth grade had seen in a long time. With the side able to maintain consistency in its personnel ranks, results this year became highlights for the club and the players. The season saw only 25 players represent in fourth grade, down from 51 in season 1994-95. This jump demonstrates that an increase in stability brings success and commitment from the players. Hopefully this is the formula from which the club will develop.

Our record of six wins and eight losses reflected a very up and down season, yet at the same time a very competitive one. With only a few rounds to go, Auburn was a real chance at the semi-finals. However, other team results and our own misfortune brought a close to our season a little earlier than we had hoped for. This is an improvement on recent seasons, and one that can be bettered in the seasons ahead.

The players showed many instances of character and resilience throughout the season, though I could not have been more impressed with the sides willingness to fight and stand up as a team in our win over South-East Sydney. After setting the opposition a modest total of 154 to win on a ground that is the most unfit ground I have ever played at, we managed to bowl them out for only 140. Some might say it was a close game, and it was, yet it had more to it than victory itself. Auburn managed to take 13 wickets in an innings, conduct two heated arguments in the centre, exchange colourful language with the opposition, listen to physical threats from the opposition captain, send an umpire off and attract opposition player defections for next season. What a match!

The batting was led by Paul Watkins (who had a very consistent year, taking the club aggregate) with great scores of 96 against Lindfield, 71 against Hills and 60* against Strathfield. He was admirably supported by Derek Cable, the ever consistent Daniel Bettiol and Brad Dowling. Many of us would liked to have shared a little more success with the bat but sadly we will have to wait until next season.


The bowling was a mixed bag with no-one standing out for wickets or averages, yet we had some fine individual performances including Daniel Bettiol with 6 for 71 against Bexley, Brad Dowling with 4 for 53 and Nat Andrews with 4 for 48 against South-East Sydney and Michael Egan with 3 for 4 against Epping.

Of course there was also great support from Stan Madden, Paul Coleman, Richard Grant and Paul Watkins, all of whom contributed greatly to the team.

Many thanks for the encouragement, advice, criticism, wit, wisdom and wind that emanated from my cohorts behind the stumps, Paul Smith and Grant Sanders. Without their incessant chit-chat about the team, each other and of me, Saturdays may have been a lot less entertaining.

I would like to thank all the players for their co-operation and enthusiasm throughout the season and for making my job so much easier. Best of luck next season.

Jason Bell
4th Grade Captain



4TH GRADE FIELDING PRACTICE !

THE 4TH GRADE PLAYERS

Paul Coleman

Paul joined the club from Canterbury this season and has proven to be a great asset. An allrounder who exudes both talent and flair with an ability to handle real pressure. With the bat, Paul fits into the line-up anywhere and has a real talent of being able to break up an attack. Scored an exciting 52 against Pennant Hills. As a genuine 'offie', he can contain batsmen into frustrating positions and bowls a terrific arm ball.

Grant Sanders

Grant probably had one of those seasons that just didn't go his way. He started as an opener, then moved into the middle order hoping to find comfort and form. He hit a powerful and aggressive 87 against Strathfield, giving several fieldsman sunburnt throats in the process. Grant has the potential to shake down an attack in just a few overs but will notice things tend to get a lot easier when the ball finds the middle of the bat. Grant has also mastered a colourful way of describing the batting exploits of opposition players that should see him progress to international cricket commentating in the same league as Mahatma Coats.

Stan Madden

Old man Madden has been one of Auburns' greatest archaeological discoveries from the Canterbury period. In fact, some say he dates back to being the original coach for some bloke named Bradman. However, it is because of this length of time running around paddocks dressed in white that Stan becomes a very important part of our side. He is a true clubman who has the betterment of club and game at heart. He brings to the game knowledge and tactics that I could not have done without this season. Stan fancies a bowl at any opportunity and becomes a valuable swing option at times. His best spell was against South-East Sydney when he took 1 for 0 off 2 (balls).

Michael Egan

Obviously the best allrounder in the club (just ask him) and the safest pair of hands this side of Perth (just ask him). Michael had a very indifferent year, mainly because he was fending off criticism and jokes about his ability, however the fact remains that only one person took more wickets and his average is among the best in the club. He may have taken a lot more wickets had more batsmen been able to make some sort of contact with the ball. With a little more consistency, will shake up batsmen in higher grades and needs to work on that second spell in order to push for higher selection. A great spell against Epping gave him excellent figures of 3 for 4 off 6.1 overs.

Derek Cable

This man of many hairstyles joined the team after Christmas to show us how things should be done. I believe he found his niche at opener due to his ability to play his shots around the ground, pick the ball to play and patience to wait for it. When he finds the right form, Derek should score a mountain of runs. The most technically correct and elegant batsmen I have played with in a long time. A great innings of 63 not out against Epping was his first of consecutive fifties. The other being 55 against Lane Cove. Congratulations on a fine season.

Brad Dowling

Another gain from Canterbury who showed enormous potential throughout the season. With the ball, Brad beat the edge of the bat more times than he would care to remember. A genuine fast bowler who approaches his job with gusto and an enormous amount of emotion. This can sometimes get in his way however and Brad must learn to direct this passion for wickets towards each task as it comes. Bowled sensationally against South-East Sydney to take 4 for 53 off 18.2 overs. This effort only stopping when cramp took over. Brad has proven as well that he can bat as well as he talks. At times we were sure that even Michael Slater had watched and emulated his strokeplay. Needs to concentrate for longer periods and pick the right ball to put away, however BIG scores beckon in the future. Best knock of 39 against Holroyd.

Nat Andrews

'Nads' is literally the most colourful character in the club. He never ceased to amaze the team and the opposition with what he was hiding under his hat. He continually frustrated batsman with his left arm bowling to the point of beating the outside edge consistently. Definitely has the potential to take a bagful of wickets on his day. Bowled particularly well against South-East Sydney taking 4 for 48 off 12. Nat always gave 100% to the team and although not a noted sprinter, had one of the best outfield returns in the club.

Paul Smith

This year saw 'Smithy' step up and away from park cricket to give something else a go. Starting as an opener, it took a bit of time to adjust (to turf) and only really shined when he got to the middle order. It wasn't until his wife threatened to burn his kit in an offering to the cricketing gods that he came good with a fantastic display of power hitting against Pennant Hills to finish with 65. As the kit had a reprieve, Paul managed to keep up better form and it looks like his wife might still let him play next season. I cant thank Paul enough for his enthusiasm, motivation, advice and his humour each week. Without it, life behind the stumps could have been a lot less entertaining. I look forward to seeing what Paul can do for Auburn next year.

Richard Grant

Richard was another newcomer to Auburn this season and proved to be a great asset as an allrounder. As a bowler, managed a tight line and movement that frustrates and annoys the batsmen. He keeps them on their toes and entices the mistake. Bowled particularly well against Roseville, taking 3 for 23 off 9. As a batsman, Richard was very consistent yet couldn't break the shackles and get away to a big score. I'm sure this will come in the next season, as he is a hard hitting batsman who is not afraid to take it to the attack. Richard needs to probably wake up a little earlier next year as his fielding and catching improve as the day wears on. An excellent clubman whose insight and advice has been greatly appreciated this season.

Paul Watkins

Paul made his debut with Auburn this season with stunning results. He picked up the batting aggregate with consistent displays of power and grace at the crease. The two most memorable were his 96 against Lindfield and his 60 not out against Strathfield. Lindfield was tremendous strokeplay that nearly turned the game in our favour while Strathfield was sheer aggression at its best. Both were incredible to watch. Paul became quite handy as a bowler as his fitness allowed him to bowl long spells. With medium pace and a little bit of movement, Paul quite often came up with a breakthrough at critical points in the innings. His best figures of 4 for 19 off 5.5 against Hills shows his versatility. However, Paul also amazed us with renditions of inane cartoon characters that the rest of us had chosen to forget. A talent the club may end up seeing more of. Congratulations on an excellent season.

Daniel Bettiol

This season Daniel had a very up and down run with both bat and ball. He has slotted into the role of opener with relative ease and appears most comfortable when attacking the bowler. Showed a lot of tenacity to fight out situations and is patient to wait for the right ball. With the ball this season, Daniel experimented with his bowling without much real success. His best delivery is still his 'leggie' and with the shock value of his wrongun, remains his best combination. By concentrating on flight and length, Daniel will be lethal to any side. This season also showed that Daniel is far and away the most fashionable player in the club. He generally shows up fashionably (just) on time, sometimes he is fashionably dropped at the ground by his dad (after having no wheels), he wears the most fashionable shirts when fielding (Bonds size 16 white T-shirt - Lane Cove) and is fashionably casual when the ball falls/slips out of his hand the wrong way and still takes a wicket. Best of luck for next season.



THE 4TH GRADE 12TH MAN!

FOURTH GRADE AVERAGES

1996 - 97

BATTING

<u>NAME</u>	<u>RUNS</u>	<u>INNS</u>	<u>NO</u>	<u>50</u>	<u>100</u>	<u>HS</u>	<u>CTCH</u>	<u>ST</u>	<u>AVE</u>	<u>MTCH</u>
P. WATKINS	337	11	1	3	0	96	7		33.70	10
D. BETTIOL	197	12	0	0	0	44	7		16.42	12
D. CABLE	192	6	2	2	0	63 x	2		48.00	6
B. DOWLING	192	13	0	0	0	39	2		14.77	12
P. SMITH	179	14	0	1	0	65	4		12.79	13
R. GRANT	171	13	2	0	0	31	6		15.55	13
J. BELL	169	13	2	0	0	48	25	4	15.36	12
G. SANDERS	168	11	0	1	0	87	4		15.27	11
P. COLEMAN	158	12	2	1	0	52	2		15.80	12
C. DALEY	75	1	0	1	0	75	1		75.00	1
S. MADDEN	47	11	4	0	0	19	4		6.71	12
V. CONNOR	30	2	0	0	0	29	2		15.00	2
M. EGAN	28	6	0	0	0	15	2		4.67	9
N. ANDREWS	25	9	3	0	0	12 x	2		4.17	10
D. DIAS	21	2	0	0	0	21	0		10.50	2
L. HAMMOND	12	5	4	0	0	5 x	2		12.00	5
L. PENDREIGH	12	2	1	0	0	10 x	1		12.00	2
J. CABLE	10	1	0	0	0	10	0		10.00	1
M. DOGGART	5	1	0	0	0	4	0		5.00	2
M. KOSZEK	4	1	0	0	0	4	1		4.00	1
M. RIVETTO	2	1	1	0	0	2 x	0		-	1
Tr. WOOD	0	1	0	0	0	0	0		0.00	1
A. MIHALJ	0	1	0	0	0	0	0		0.00	1
J. DOWLING	0	1	0	0	0	0	0		0.00	1
M. McDERMOTT	0	0	0	0	0	0	0		-	1

FOURTH GRADE AVERAGES 1996 - 97

BOWLING

<u>NAME</u>	<u>WICK</u>	<u>O</u>	<u>M</u>	<u>RUN</u>	<u>BEST 5FOR</u>	<u>AVE</u>	<u>MTCH</u>
D. BETTIOL	22	107.3	7	418	6/71	1	19.00
M. EGAN	18	95.1	19	305	3/4		16.94
B. DOWLING	17	130.2	34	368	4/53		21.65
N. ANDREWS	16	93.2	10	317	4/48		19.81
S. MADDEN	10	63	13	183	2/27		18.30
P. WATKINS	10	73.5	13	209	4/19		20.90
P. COLEMAN	9	66.5	12	212	3/15		23.56
R. GRANT	8	52.1	9	150	3/23		18.75
Tr. WOOD	5	23	3	73	5/56	1	14.60
C. DALEY	4	29	7	56	3/46		14.00
V. CONNOR	3	6.1	3	6	3/6		2.00
M. KOSZEK	3	14	4	46	3/46		15.33
D. CABLE	1	3	2	4	1/4		4.00
J. DOWLING	1	11	4	19	1/19		19.00
M. McDERMOTT	1	13	5	25	1/25		25.00
M. RIVETTO	0	5	2	5	0/5		-
G. SANDERS	0	2	0	12	0/2		-
M. DOGGART	0	3	0	16	0/16		-



4TH GRADE OUTSTANDING PERFORMANCES 1996 - 97

BATTING

P. WATKINS	96	v's	LINDFIELD
P. WATKINS	71	v's	HILLS SHIRE
P. WATKINS	60*	v's	STRATHFIELD
<hr/>			
G. SANDERS	87	v's	STRATHFIELD
<hr/>			
C. DALEY	75	v's	MACQUARIE UNI
<hr/>			
P. SMITH	65	v's	PENNANT HILLS
<hr/>			
D. CABLE	63*	v's	EPPING
D. CABLE	55	v's	LANE COVE
<hr/>			
P. COLEMAN	52	v's	PENNANT HILLS
J. BELL	48	v's	HILLS SHIRE
D. BETTIOL	44	v's	BLACKTOWN

BOWLING

D. BETTIOL	6 / 71	v's	BEXLEY
D. BETTIOL	4 / 61	v's	STRATHFIELD
<hr/>			
Tr. WOOD	5 / 56	v's	MACQUARIE
P. WATKINS	4 / 19	v's	HILLS SHIRE
N. ANDREWS	4 / 48	v's	STH EAST SYDNEY
B. DOWLING	4 / 53	v's	STH EAST SYDNEY

4TH GRADE 50+ PARTNERSHIPS 1996 - 97

117	J. BELL & P. WATKINS	3RD	v's HILLS SHIRE
97	G. SANDERS & D. CABLE	2ND	v's STRATHFIELD
92	P. COLEMAN & P. SMITH	5TH	v's PENNANT HILLS
86*	D. CABLE & P. WATKINS	4TH	v's STRATHFIELD
74	D. BETTIOL & D. CABLE	1ST	v's EPPING



4TH GRADE BATTING PRACTICE

4TH GRADE STATISTICS FROM 1982 - 83

CENTURIES IN 4th GRADE: (19)

T. SANDERSON	2	G. RYAN	1	S. BLOMFIELD	1
G. WESTERBERG	1	C. RYAN	1	R. PALAMINO	1
A. FARLEY	1	D. HARVEY	1	A. DOWNTON	1
M. COTTER	1	C. ZAMMITT	1	W. SAUNDERS	1
T. RICHARDS	1	D. FISHER	1	D. METCALFE	1
W. SHEARGOLD	1	J. COOK	1	J. BELL	1

<u>MOST RUNS IN A SEASON:</u>	459	J. BELL	1994 - 95
<u>MOST WICKETS IN A SEASON:</u>	38	A. JULIEN	1988 - 89
<u>BEST BATTING AVERAGE:</u>	47.42	G. WADE	1982 - 83
<u>BEST BOWLING AVERAGE:</u>	6.54	R. JOHNSON	1985 - 86
<u>MOST CATCHES IN A SEASON:</u>	21 11	J. BELL (Wkt-Kpr) W. SHEPHERD (Fielder)	*1996 - 97 1985 - 86
<u>MOST DISMISSALS IN A SEASON:</u>	25	J. BELL (Wkt-Kpr) (21 ct , 4 st)	*1996 - 97
<u>HIGHEST INDIVIDUAL SCORE:</u>	151*	G. WESTERBERG	1982 - 83
<u>MOST WICKETS IN AN INNINGS:</u>	8/34	I. ZUBAK	1985 - 86

TEAM SCORES

<u>HIGHEST:</u>	FOR :	350	v's	LANE COVE (Final)	1984 - 85
	AGAINST :	7/366	v's	BAULKHAM HILLS	1982 - 83
<u>LOWEST:</u>	FOR :	19	v's	BURWOOD	1995 - 96
	AGAINST :	30	v's	EPPING	1988 - 89

BEST PARTNERSHIP FOR EACH WICKET

<u>WKT</u>	<u>SCORE</u>	<u>PARTNERSHIP</u>	<u>OPPONENT</u>	<u>SEASON</u>
1ST	152	S. BLOMFIELD & W. SHEARGOLD	v's STRATHFIELD	1986 - 87
2ND	278*	T. SANDERSON & G. RYAN	v's STRATHFIELD	1986 - 87
3RD	182	G. WADE & G. WESTERBERG	v's PENNANT HILLS	1982 - 83
4TH	139	T. RICHARDS & W. SHEPHERD	v's LINDFIELD	1984 - 85
5TH	151	D. HARVEY & D. NOYES	v's LANE COVE (Final)	1984 - 85
6TH	76	S. BLOMFIELD & G. WADE	v's CUMBERLAND	1982 - 83
7TH	87	J. BELL & D. BETTIOL	v's MACQUARIE UNI	1995 - 96
8TH	62	S. BLOMFIELD & J. MATTA	v's LANE COVE	1990 - 91
9TH	73*	W. SHEPHERD & P. ROSBOROUGH	v's BURWOOD	1988 - 89
10TH	72*	J. WALSH & D. SUCHY	v's LINDFIELD	1986 - 87



UNDER 24 COMPETITION AVERAGES 1996 - 97

BATTING

<u>PLAYER</u>	<u>RUNS</u>	<u>INN</u>	<u>NO</u>	<u>HS</u>	<u>AVE</u>	<u>CTCHS</u> **
J. CABLE	100	4	0	41	25.00	2
W. SAUNDERS	72	5	0	39	14.40	
D. BURTON	64	4	1	33	21.33	
S. ROY	57	3	0	29	19.00	
M. MITCHELL	54	5	1	37	13.50	
S. PERKS	44	3	0	22	14.67	
G. SANDERS	40	3	0	39	13.33	
C. CLUNAS	37	3	0	34	12.33	
D. CABLE	27	4	0	11	6.75	
D. BETTIOL	16	2	1	15	16.00	
N. CARR	12	2	0	12	6.00	
N. WILLOUGHBY	12	4	0	9	3.00	1
D. RICHARDSON	10	4	0	9	2.50	1
C. ROLLANS	7	1	0	7	7.00	
B. DOWLING	6	2	1	5	6.00	
M. McDERMOTT	4	3	1	4*	2.00	
M. KOSZEK	2	3	0	2	0.67	

** CATCHES NOT RECORDED IN THREE MATCHES

BOWLING

<u>PLAYER</u>	<u>WKTS</u>	<u>OVERS</u>	<u>M</u>	<u>RUNS</u>	<u>AVE</u>	<u>BEST</u>
M. MITCHELL	6	47	7	196	32.67	3/69
M. KOSZEK	3	28	5	92	30.67	2/42
D. BURTON	3	30	4	150	50.00	2/63
S. ROY	3	20	1	154	51.33	2/76
S. PERKS	2	9	5	32	16.00	2/32
W. SAUNDERS	2	33.2	3	156	78.00	2/20
C. ROLLANS	1	5	2	8	8.00	1/8
B. DOWLING	1	12	2	47	47.00	1/26
M. McDERMOTT	1	14	1	68	68.00	1/29
D. RICHARDSON	0	4	1	34	-	0/34
D. BETTIOL	0	2	0	24	-	0/24
C. CLUNAS	0	0.3	0	4	-	0/4

OUTSTANDING BATTING PERFORMANCES

J. CABLE	41	v's	BEXLEY
G. SANDERS	39	v's	STRATHFIELD
W. SAUNDERS	39	v's	BLACKTOWN
M. MITCHELL	37	v's	HILLS DIST.
C. CLUNAS	34	v's	BLACKTOWN
D. BURTON	33	v's	HOLROYD

OUTSTANDING BOWLING PERFORMANCES

M. MITCHELL	3/69	v's	BEXLEY
-------------	------	-----	--------

UNDER 24 COMPETITION STATISTICS FROM 1987 - 88

CENTURIES SCORED		1	
MOST RUNS IN A SERIES	S. ABERCROMBIE	211	1995 - 96
MOST WICKETS IN A SERIES	G. KASSIS	12	1987 - 88
BEST BATTING AVERAGE **	C. WHITE	98.5	1991 - 92
BEST BOWLING AVERAGE **	G. KASSIS	8.67	1987 - 88
MOST CATCHES IN A SERIES	S.ABERCROMBIE	13/1	1995 - 96
HIGHEST INDIVIDUAL SCORE	C. WHITE	106*	1991 - 92
BEST BOWLING FIGURES	K. KASSIS	8 / 36	1989 - 90

** Batting average qualification is 2 innings and 100 runs

** Bowling average qualification is 25 overs and 6 wickets

TEAM SCORES

<u>HIGHEST:</u>	FOR	258	v's	BURWOOD	1994 - 95
	AGAINST	6 / 369	v's	BEXLEY	1996 - 97
<u>LOWEST:</u>	FOR :	66	v's	STRATHFIELD	1994 - 95
	AGAINST :	81	v's	WENTWORTHVILLE	1988 - 89

BEST PARTNERSHIP FOR EACH WICKET


<u>WKT</u>	<u>SCORE</u>	<u>PARTNERSHIP</u>		<u>OPPONENT</u>	<u>SEASON</u>
1ST	91	G. SANDERS	& M.BENSEMANN	v's BURWOOD	1994 - 95
2ND	100*	P. BARTON	& G. KASSIS	v's CANTERBURY	1989 - 90
3RD	73	S. ABERCROMBIE	& N. RUGLESS	v's BAULKHAM HILLS	1995 - 96
4TH	76	J. MITRI	& G. KASSIS	v's MACQUARIE UNI	1987 - 87
5TH	151	G. WESTERBERG	& G. KASSIS	v's BAULKHAM HILLS	1988 - 89
6TH	51	G. McMAHON	& C. WHITE	v's BURWOOD	1991 - 92
7TH	85*	S. SARINA	& C. WHITE	v's BURWOOD	1991 - 92
8TH	50*	T. OWENS	& D. BURTON	v's BAULKHAM HILLS	1994 - 95
9TH	56	S. ROY	& M. MITCHELL	v's HILLS DIST.	1996 - 97
10TH	45	S. ABERCROMBIE	& V. CONNOR	v's STRATHFIELD	1989 - 90

UNDER 24 COMPETITION STATISTICS FROM 1987 - 88

WIN / LOSS RATIO AGAINST ALL OPPONENTS

OPPONENT	GAMES PLAYED	FIRST	INNS	DRAWN	TIED
		WIN	LOSS		
BAULKHAM HILLS }	7	3	3	1	0
HILLS DISTRICT }	1	0	1	0	0
BEXLEY	7	4	3	0	0
BURWOOD	5	3	2	0	0
CANTERBURY	5	1	4	0	0
EPPING	0	0	0	0	0
LANE COVE	0	0	0	0	0
LINDFIELD	1	0	0	1	0
MACQUARIE UNI	1	1	0	0	0
PENNANT HILLS	1	1	0	0	0
ROSEVILLE	2	0	0	2	0
STRATHFIELD	8	2	4	2	0
WARRINGAH	2	0	1	1	0
WENTWORTHVILLE }}	4	3	1	0	0
HOLROYD }}	4	0	4	0	0
BLACKTOWN	2	1	1	0	0
<hr/>					
TOTALS	50	19	24	7	0

<u>SUMMARY:</u>	TOTAL PLAYED.....	50	
	TOTAL WON.....	19	38.0%
	TOTAL LOST.....	24	48.0%
	DRAWN / TIED.....	7	14.0%



THE PEPPER BOUNCER

ALWAYS KEEP YOUR EYE ON THE BALL!

1996 -1997 SEASON SUMMARY ALL GRADES

BATTING

NAME	TOTAL	RUN	RUN	RUN	RUN	INN	NO	50	100	HS	CTCH	AVE	MTCH
		1ST	2ND	3RD	4TH								
P. WATKINS	427	-	81	9	337	13	1	4	0	96	7	35.58	12
C. WILKINSON	424	424	-	-	-	12	0	5	0	83	19	35.33	13
K. WICKS	376	376	-	-	-	13	0	3	0	83	5	28.92	14
N. HOPPER	365	108	254	3	-	17	1	1	1	111	12	22.81	14
G. DIMERY	320	320	-	-	-	7	1	2	1	113	5	53.33	7
M. WARD	303	303	-	-	-	13	1	3	0	75	4	25.25	14
N. RUGLESS	287	128	159	-	-	11	1	1	0	76	1	28.70	13
S. PERKS	286	-	0	286	-	8	0	3	0	81	3	35.75	8
C. DALEY	284	-	209	-	75	15	1	2	0	75	8	20.29	14
G. RYAN	271	14	74	183	-	12	1	1	0	52 x	4	24.64	12
T. ROSS	264	-	-	264	-	11	2	1	0	71	9	29.33	11
B. DOWLING	232	-	-	40	192	15	0	0	0	39	2	15.47	14
D. CABLE	230	-	-	38	192	12	3	2	0	63	3	25.56	13
P. COSTIN	230	-	17	213	-	13	0	1	0	70	6	17.69	13
D. BETTIOL	228	-	28	3	197	14	0	0	0	44	9	16.29	14
K. THAYANANTHAN	220	-	220	-	-	13	0	1	0	64	2	16.92	11
A. LAWSON	214	-	-	214	-	8	1	1	0	64	9	30.57	9
N. CARR	204	-	12	192	-	14	1	1	0	59	2	15.69	13
R. LOPEZ	191	111	80	-	-	11	3	0	0	46	4	23.88	12
R. BARBON	184	-	31	153	-	8	1	1	0	51	1	26.29	8
P. SMITH	179	-	-	-	179	14	0	1	0	65	4	12.79	13
R. GRANT	171	-	-	-	171	13	2	0	0	31	6	15.55	13
J. BELL	169	-	-	-	169	13	2	0	0	48	25	15.36	12
G. SANDERS	168	-	-	-	168	11	0	1	0	87	4	15.27	11
B. TARLINTON	164	164	-	-	-	13	1	0	0	47	4	13.67	13
M. COTTER	160	39	121	-	-	12	0	0	0	33	3	13.33	11
P. COLEMAN	158	-	-	-	158	12	2	1	0	52	2	15.80	12
S. PERCIVAL	150	81	69	-	-	12	3	0	0	32	2	16.67	13
I. PATON	147	147	-	-	-	6	1	0	0	42	2	29.40	6
A. MIHALJ	139	-	139	-	0	6	0	0	0	36	2	23.17	6
J. COOK	133	86	47	-	-	13	4	0	0	47	4	14.78	12
M. HOLMES	131	-	24	107	-	10	1	0	0	20	5	14.56	12
S. ROY	130	5	125	-	-	12	4	0	0	26	3	16.25	12
J. CABLE	125	-	4	111	10	10	0	0	0	35	6	12.50	9
M. KOSZEK	116	61	51	-	4	8	2	1	0	56	1	19.33	9
M. WOOD	115	-	-	115	-	10	3	0	0	24	3	16.43	14
D. RICHARDSON	105	-	105	-	-	14	2	0	0	27	3	8.75	12

1996 -1997 SEASON SUMMARY ALL GRADES

BATTING

NAME	TOTAL	RUN	RUN	RUN	RUN	INN	NO	50	100	HS	CTCH	AVE	MTCH
		1ST	2ND	3RD	4TH								
W. SAUNDERS	104	-	62	42	-	8	1	0	0	41	4	14.86	11
B. STONE	91	-	91	-	-	13	3	0	0	27	1	9.10	13
M. ROUILLON	87	2	85	-	-	15	2	0	0	36	6	6.69	14
D. BURTON	86	31	55	-	-	10	2	0	0	20	2	10.75	13
N. WILLOUGHBY	83	58	25	-	-	11	0	0	0	38	5	7.55	9
C. CLUNAS	66	-	-	66	-	2	0	1	0	56	0	33.00	2
M. ROSE	55	-	5	50	-	11	3	0	0	15	2	6.88	13
M. MITCHELL	52	10	42	-	-	10	3	0	0	22	1	7.43	12
J. DOWLING	52	-	9	43	0	10	3	0	0	20	0	7.43	12
D. DIAS	50	-	21	8	21	5	1	0	0	21	0	12.50	5
M.AWOOD	48	-	-	48	-	1	1	0	0	48 x	0	-	1
S. MADDEN	47	-	-	0	47	11	4	0	0	19	4	6.71	13
M. EGAN	36	-	-	8	28	7	0	0	0	15	4	5.14	12
V. CONNOR	34	-	4	-	30	3	0	0	0	29	2	11.33	3
N. ANDREWS	25	-	-	0	25	10	3	0	0	12	3	3.57	11
D. SUCHY	20	-	-	20	-	3	2	0	0	15 x	0	20.00	4
A. DENMEAD	15	-	-	15	-	1	0	0	0	15	0	15.00	1
W. RANAWAKE	14	14	-	-	-	1	0	0	0	14	0	14.00	1
L. PENDREIGH	12	-	-	0	12	2	1	0	0	10	2	12.00	3
L. HAMMOND	12	-	-	-	12	5	4	0	0	5	2	12.00	5
W. PEPPER	12	12	-	-	-	3	0	0	0	8	2	4.00	8
K. TWAY	10	10	-	-	-	1	0	0	0	0	0	10.00	1
A. EDWARDS	10	-	0	10	-	1	0	0	0	10	4	10.00	3
A. MENDIS	7	-	7	-	-	1	0	0	0	7	0	7.00	1
M. DOGGART	5	-	-	-	5	1	0	0	0	4	0	5.00	2
M. McDERMOTT	2	-	-	2	0	3	1	0	0	2 x	0	1.00	7
M. RIVETTO	2	-	-	-	2	1	1	0	0	2	0	-	1
K. RYAN	1	-	1	-	-	1	0	0	0	10	0	1.00	1
C. ROLLANS	0	-	0	-	-	1	0	0	0	0	1	0.00	1
G. KENNY	0	-	0	-	-	1	0	0	0	0	0	0.00	1
Tr. WOOD	0	-	-	-	0	1	0	0	0	0	0	0.00	1

1996 -1997 SEASON SUMMARY ALL GRADES

BOWLING

NAME	TOTAL	WK 1ST	WK 2ND	WK 3RD	WK 4TH	O	M	RUN	BEST	5FOR	AVE	MTCH
J. DOWLING	34	-	6	27	1	213	54	541	*5/39	1	15.91	12
M. EGAN	23	-	-	5	18	115.1	19	375	3/4	0	16.30	12
M. WOOD	22	-	-	22	-	168.2	30	415	8/55	2	18.86	14
D. BETTIOL	22	-	0	0	22	107.3	7	418	6/71	1	19.00	14
A. LAWSON	18	-	-	18	-	110	25	277	4/41	0	15.39	9
N. ANDREWS	17	-	-	1	16	100.2	11	347	4/48	0	20.41	11
W. PEPPER	17	17	-	-	-	138.4	32	404	4/21	0	23.76	8
J. COOK	17	14	3	-	-	127	24	416	4/45	0	24.47	12
B. DOWLING	17	-	-	0	17	148.2	40	426	4/53	0	25.06	14
M. MITCHELL	17	12	5	-	-	163.1	30	568	3/65	0	33.41	12
G. DIMERY	16	16	-	-	-	103	21	333	4/20	0	20.81	7
S. PERCIVAL	16	10	6	-	-	135.5	39	417	3/60	0	26.06	13
R. LOPEZ	16	14	2	-	-	134.5	26	482	5/94	1	30.13	12
S. ROY	16	8	8	-	-	97	5	572	5/63	1	35.75	12
M. HOLMES	15	-	3	12	-	60.5	10	170	5/21	1	11.33	12
B. STONE	15	-	15	-	-	145	36	391	4/36	0	26.07	13
M. KOSZEK	15	3	9	-	3	127.5	34	414	3/40	0	27.60	9
S. MADDEN	12	-	-	2	10	74	18	198	2/15	0	16.50	13
D. BURTON	12	4	8	-	-	145	31	390	3/61	0	32.50	13
D. RICHARDSON	11	-	11	-	-	72	21	174	5/29	1	15.82	12
P. WATKINS	10	-	0	0	10	76.3	13	226	4/19	0	22.60	12
P. COLEMAN	9	-	-	-	9	66.5	12	212	3/15	0	23.56	12
K. WICKS	9	9	-	-	-	82	12	332	3/41	0	36.89	14
M. ROSE	9	-	4	5	-	139.5	29	393	3/22	0	43.67	13
R. GRANT	8	-	-	-	8	52.1	9	150	3/23	0	18.75	13
W. SAUNDERS	8	-	2	6	-	69.2	14	227	3/33	0	28.38	11
C. DALEY	7	-	3	-	4	57	11	185	3/46	0	26.43	14
K. THAYANANTHAN	6	-	6	-	-	51.1	7	197	3/38	0	32.83	11
M. McDERMOTT	6	-	-	5	1	81.5	21	222	2/20	0	37.00	7

1996 -1997 SEASON SUMMARY ALL GRADES

BOWLING

<u>NAME</u>	<u>TOTAL</u>	<u>WK 1ST</u>	<u>WK 2ND</u>	<u>WK 3RD</u>	<u>WK 4TH</u>	<u>O</u>	<u>M</u>	<u>RUN</u>	<u>BEST</u>	<u>5FOR</u>	<u>AVE</u>	<u>MTCH</u>
N. RUGLESS	6	3	3	-	-	71.4	18	246	3/81	0	41.00	13
P. COSTIN	5	-	0	5	-	30.5	6	53	4/9	0	10.60	13
Tr. WOOD	5	-	-	-	5	23	3	73	5/56	1	14.60	1
D. SUCHY	5	-	-	5	-	39	7	109	3/34	0	21.80	4
V. CONNOR	4	-	1	-	3	20.1	3	76	3/6	0	19.00	3
D. CABLE	3	-	-	2	1	21	3	78	2/44	0	26.00	13
A. EDWARDS	2	-	0	2	-	33	3	98	1/15	0	49.00	3
C. ROLLANS	1	-	1	-	-	6	0	11	1/22	0	11.00	1
M.A. WOOD	0	-	-	0	-	10	0	38	0/38	0	-	1
A. DENMEAD	0	-	-	0	-	6	0	16	0/16	0	-	1
M. RIVETTO	0	-	-	-	0	5	2	5	0/5	0	-	1
M. COTTER	0	0	0	-	-	3	0	10	0/10	0	-	11
M. DOGGART	0	-	-	-	0	3	0	16	0/16	0	-	2
N. HOPPER	0	0	0	0	-	2	0	15	0/15	0	-	14
G. SANDERS	0	-	-	-	0	2	0	12	0/2	0	-	11
A. MENDIS	0	-	0	-	-	2	0	5	0/5	0	-	1
M. ROUILLON	0	0	0	-	-	1	1	0	0/0	0	-	14
G. RYAN	0	0	0	0	-	1	0	9	0/9	0	-	12

* INCLUDES A HATRICK

CAREER BATTING STATISTICS OF 1996 - 97 PLAYERS

NAME	TOT	RUN 1ST	RUN 2ND	RUN 3RD	RUN 4TH	INN	NO	50	100	HS	AVE	CTCH	MTCH
N. ANDREWS	25	0	0	0	25	10	3	0	0	12	3.57	3	11
R. BARBON	485	0	31	454	0	22	2	2	0	63	24.25	15	21
J. BELL	1222	0	78	89	1055	64	9	2	1	103	22.22	53	57
D. BETTIOL	444	0	28	21	395	31	2	0	0	44	15.31	13	28
D. BURTON	589	206	61	302	20	51	10	1	0	78	14.37	16	53
D. CABLE	230	0	0	38	192	12	3	2	0	63	25.56	3	13
J. CABLE	125	0	4	111	10	10	0	0	0	35	12.50	6	9
N. CARR	448	0	39	214	195	31	2	2	0	59	15.45	4	26
C. CLUNAS	548	12	19	517	0	27	8	3	1	106	28.84	38	25
P. COLEMAN	158	0	0	0	158	12	2	1	0	52	15.80	2	12
V. CONNOR	1255	728	152	238	137	118	22	3	0	70 x	13.07	62	126
J. COOK	940	395	424	3	118	86	22	1	1	118	14.69	25	82
P. COSTIN	453	0	17	300	136	31	1	1	0	70 x	15.10	13	28
M. COTTER	3990	1021	1742	744	483	176	13	24	3	108	24.48	78	156
C. DALEY	410	0	335	0	75	30	4	2	0	75	15.77	26	27
A. DENMEAD	15	0	0	15	0	1	0	0	0	15	15.00	0	1
D. DIAS	928	3	538	260	127	79	14	3	0	68 x	14.28	24	73
G. DIMERY	320	320	0	0	0	7	1	2	1	113	53.33	5	7
M. DOGGART	5	0	0	0	5	1	0	0	0	4	5.00	0	2
B. DOWLING	232	0	0	40	192	15	0	0	0	39	15.47	2	14
J. DOWLING	52	0	9	43	0	10	3	0	0	20	7.43	0	12
A. EDWARDS	46	0	6	10	30	6	1	0	0	12	9.20	12	9
M. EGAN	107	0	0	8	99	21	2	0	0	22	5.63	7	25
R. GRANT	171	0	0	0	171	13	2	0	0	31	15.55	6	13
L. HAMMOND	12	0	0	0	12	5	4	0	0	5	12.00	2	5
M. HOLMES	505	0	24	192	289	40	5	0	0	44 x	14.43	31	39
N. HOPPER	1362	110	811	441	0	74	5	4	1	111	19.74	62	64
G. KENNY	3417	86	1683	1355	293	168	11	16	2	102	21.76	37	140
M. KOSZEK	215	61	150	0	4	20	5	1	0	56	14.33	6	20
A. LAWSON	688	0	13	675	0	21	4	5	1	106	40.47	18	22
R. LOPEZ	633	489	143	0	1	32	6	2	1	113 x	24.35	7	27
S. MADDEN	47	0	0	0	47	11	4	0	0	19	6.71	4	13
M. McDERMOTT	132	0	35	56	41	20	5	0	0	26	8.80	5	27
A. MENDIS	7	0	7	0	0	1	0	0	0	7	7.00	0	2
A. MIHALJ	139	0	139	0	0	6	0	0	0	36	23.17	2	6

CAREER BATTING STATISTICS OF 1996 - 97 PLAYERS

<u>NAME</u>	<u>TOT</u>	<u>RUN 1ST</u>	<u>RUN 2ND</u>	<u>RUN 3RD</u>	<u>RUN 4TH</u>	<u>INN</u>	<u>NO</u>	<u>50</u>	<u>100</u>	<u>HS</u>	<u>AVE</u>	<u>CTCH</u>	<u>MTCH</u>
M. MITCHELL	376	42	190	144	0	51	16	2	0	53 x	10.74	7	52
I. PATON	147	147	0	0	0	6	1	0	0	42	29.40	2	6
L. PENDREIGH	1628	6	1264	301	57	142	24	5	0	65	13.80	58	147
W. PEPPER	12	12	0	0	0	3	0	0	0	8	4.00	2	8
S. PERCIVAL	365	171	186	8	0	50	13	0	0	47 x	9.86	15	51
S. PERKS	1143	0	40	542	561	48	4	8	0	81	25.98	25	42
W. RANAWAKE	14	14	0	0	0	1	0	0	0	14	14.00	0	1
D. RICHARDSON	435	0	268	167	0	37	6	0	0	40	14.03	6	30
M. RIVETTO	2	0	0	0	2	1	1	0	0	2	-	0	1
C. ROLLANS	0	0	0	0	0	1	3	0	0	0	0.00	1	1
M. ROSE	91	0	5	58	28	21	8	0	0	15	7.00	4	23
T. ROSS	3907	2527	642	629	109	159	12	19	4	124	26.58	149	153
M. ROUILLON	945	33	275	330	307	73	6	2	0	66	14.10	43	67
S. ROY	247	5	125	107	10	27	10	0	0	26 x	14.53	10	30
N. RUGLESS	740	175	459	106	0	43	5	3	0	76	19.47	13	38
G. RYAN	2166	102	678	865	521	103	7	8	3	150	22.56	39	92
K. RYAN	1	0	1	0	0	1	0	0	0	10	1.00	0	1
G. SANDERS	901	0	4	269	628	55	2	2	0	93	17.00	11	43
W. SAUNDERS	1071	0	256	293	522	64	4	4	1	105	17.85	20	61
P. SMITH	179	0	0	0	179	14	0	1	0	65	12.79	4	13
B. STONE	258	19	172	25	42	70	29	0	0	27 x	6.29	24	81
D. SUCHY	581	0	48	120	413	74	14	0	0	43 x	9.68	29	78
B. TARLINTON	2630	1409	650	490	81	184	17	9	0	74	15.75	129	157
K. THAYANANTHAN	220	0	220	0	0	13	0	1	0	64	16.92	2	11
K. TWAY	10	10	0	0	0	1	0	0	0	0	10.00	0	1
M. WARD	303	303	0	0	0	13	1	3	0	75	25.25	4	14
P. WATKINS	427	0	81	9	337	13	1	4	0	96	35.58	7	12
K. WICKS	1072	644	134	92	202	56	5	4	0	92	21.02	20	52
C. WILKINSON	1149	772	49	303	25	44	1	7	1	147	26.72	47	40
N. WILLOUGHBY	765	136	283	237	109	58	6	2	0	64	14.71	16	44
M. WOOD	1865	1350	12	503	0	125	14	4	0	95	16.80	60	117
M.A. WOOD	48	0	0	48	0	1	1	0	0	48 x	-	0	1
Tr. WOOD	14	0	0	0	14	9	4	0	0	6	2.80	2	8

CAREER BOWLING STATISTICS OF 1996 - 97 PLAYERS

NAME	TOT	WKT	WKT	WKT	WKT	OVER	M	RUNS	BEST	5	AVE	CTCH	MTCH
		1ST	2ND	3RD	4TH								
N. ANDREWS	17	0	0	1	16	100	11	347	4\48		20.41	3	11
J. BELL	3	0	0	0	3	17	2	84	3\53		28.00	53	57
D. BETTIOL	35	0	3	0	32	161	10	609	3\20	1	17.40	13	28
D. BURTON	93	37	10	46	0	665	153	1855	5\22	3	19.95	16	52
D. CABLE	3	0	0	2	1	21	3	78	2\44		26.00	3	13
N. CARR	0	0	0	0	0	1	0	8	0\13		-	4	26
P. COLEMAN	9	0	0	0	9	67	12	212	3\15		23.56	2	12
V. CONNER	264	144	41	52	27	1625	407	4212	6\9	10	15.95	62	126
J. COOK	127	65	60	2	0	876	211	2362	5\32	1	18.60	25	82
P. COSTIN	15	0	0	6	9	87	18	221	5\18	1	14.73	13	27
M. COTTER	10	1	1	2	6	76	12	278	3\14		27.80	78	156
C. DALEY	14	0	10	0	4	86	21	247	4\26		17.64	26	27
A. DENMEAD	0	0	0	0	0	6	0	16	0\16		-	0	1
D. DIAS	6	0	1	2	3	43	7	205	2\32		34.17	24	73
G. DIMERY	16	16	0	0	0	103	21	333	4\20		20.81	5	7
M. DOGGART	0	0	0	0	0	3	0	16	0\16		-	0	2
B. DOWLING	17	0	0	0	17	148	40	426	4\53		25.06	2	14
J. DOWLING	34	0	6	27	1	213	54	541	*5\39	1	15.91	0	12
A. EDWARDS	14	0	4	2	8	111	24	302	4\39		21.57	12	9
M. EGAN	43	0	5	5	33	270	64	775	4\8		18.02	7	25
R. GRANT	8	0	0	0	8	52	9	150	3\23		18.75	6	13
M. HOLMES	40	0	3	20	17	220	65	440	5\11	3	11.00	31	39
N. HOPPER	0	0	0	0	0	4	0	31	0\16		-	23	25
G. KENNY	124	1	63	59	1	798	188	2176	6\21	4	17.55	37	140
M. KOSZEK	38	3	32	0	3	269	58	876	5\43	1	23.05	6	20
A. LAWSON	35	0	2	33	0	236	46	680	3\20		19.43	18	22
R. LOPEZ	36	30	4	0	2	296	60	941	3\45	1	26.14	7	27
S. MADDEN	12	0	0	2	10	74	18	198	2\15		16.50	4	13
M. McDERMOTT	60	0	3	44	13	378	86	956	7\27	3	15.93	5	27
A. MENDIS	0	0	0	0	0	10	2	28	0\23		-	0	2
M. MITCHELL	88	34	41	13	0	649	142	1921	5\22	5	21.83	7	52

CAREER BOWLING STATISTICS OF 1996 - 97 PLAYERS

NAME	TOT	WKT	WKT	WKT	WKT	OVER	M	RUNS	BEST	5	AVE	CTCH	MTCH
		1ST	2ND	3RD	4TH								
L. PENDREIGH	183	2	139	37	5	1086	199	3040	6\65	5	16.61	58	147
W. PEPPER	17	17	0	0	0	139	32	404	4\21		23.76	2	8
S. PERCIVAL	66	42	23	1	0	566	130	1671	4\15		25.32	15	51
S. PERKS	12	0	1	0	11	109	29	277	5\36	1	23.08	25	42
D. RICHARDSON	26	0	25	1	0	164	48	415	3\7	1	15.96	6	26
M. RIVETTO	0	0	0	0	0	5	2	5	0\5		-	0	1
C. ROLLANS	1	0	1	0	0	6	0	11	1\22		11.00	1	1
M. ROSE	26	0	4	9	13	251	53	676	7\23	1	26.00	4	23
T. ROSS	5	2	1	2	0	44	5	139	1\3		27.80	149	153
M. ROUILLON	1	0	0	1	0	45	5	206	1\27		206.00	43	67
S. ROY	55	8	8	39	0	305	44	1180	7\23	5	21.45	10	30
N. RUGLESS	33	3	17	13	0	271	73	839	4\27		25.42	13	38
G. RYAN	5	0	0	2	3	38	6	191	2\22		38.20	39	92
G. SANDERS	12	0	0	1	11	86	19	306	4\34		25.50	11	43
W. SAUNDERS	71	0	15	20	36	482	96	1619	5\33	2	22.80	20	61
B. STONE	121	4	91	18	8	1114	267	2945	5\3	2	24.34	24	81
D. SUCHY	82	0	8	11	63	734	173	2166	5\33	2	26.41	29	78
B. TARLINTON	5	0	0	3	2	24	3	104	2\21		20.80	129	157
K. THAYANANTHAN	6	0	6	0	0	51	7	197	3\38		32.83	2	11
P. WATKINS	10	0	0	0	10	76	13	226	4\19		22.60	7	12
K. WICKS "	32	18	5	0	9	252	54	861	3\9		26.91	20	52
N. WILLOUGHBY	28	0	2	8	18	191	38	661	5\23	1	23.61	16	44
M. WOOD	83	25	0	58	0	588	131	1521	8\55	5	18.33	60	117
M.A. WOOD	0	0	0	0	0	10	0	38	0\38		-	0	1
T. WOOD (Trev.)	9	0	0	0	9	43	6	137	2\13	1	15.22	2	8

* INCLUDES HATRICK

CLUB STATISTICS FOR ALL GRADES

ALL PLAYERS WITH 100 OR MORE MATCH APPEARANCES

D. TRIBOLET	358	
T. SUCHY	340	
W. SHEPHERD	310	
P. PERCEY	264	
R. GENTLES	257	
K. COLLINS	243	
B. TRIBOLET	219	
J. ROSS	210	
D. NOYES	206	
G. PARRY	205	
R. JOHNSON	187	
D. VEIGEL	186	
K. HARRISON	180	
B. BALFOUR	175	
L. JOHNSON	171	
P. PERKINS	170	
S. BLOMFIELD	169	
** B. TARLINTON	157	1996-97
J. WALSH ""	157	
** M. COTTER	156	1996-97
H. HARRISON	155	
** T. ROSS	153	1996-97
** L. PENDREIGH	147	
B. MOORE	145	
A. SMEE	142	
L. REES	140	
** G. KENNY	140	
P. MOONEY	140	
J. SKINNER	137	
R. HADLEY	135	
S. HOLMES	135	
D. ADAMS	134	
S. FINCH	130	
D. PERKINS	130	
N. DAY	130	
** V. CONNOR	126	
E. BURGIN	125	
A. INGLEBY	125	
S. KING	122	
S. GUTHRIE	121	
K. GRIFFITHS	120	
** M. WOOD	117	
P. WOOD	115	
D. HARVEY	109	
D. STANFORD	105	
P. JACKYMIN	101	
P. KLEIN	101	
M. McSHANE	101	
G. SIMMONS	101	
L. MARKS	100	

** Indicates Current Player

DISTINGUISHED INDIVIDUAL SEASON PERFORMANCES

BATSMEN WHO HAVE SCORED MORE THAN 500 RUNS IN A SEASON

W. MARSHALL	663	1985-86
T. SUCHY	628	1967-68
N. MATTHEWS	623	1965-66
G. PARRY	620	1956-57
K. GRIFFITHS	617	1964-65
N. MATTHEWS	615	1963-64
G. PARRY	586	1958-59
D. STANFORD	568	1976-77
G. PARRY	564	1959-60
G. PARRY	564	1957-58
D. PERKINS	549	1957-58
K. GRIFFITHS	541	1966-67
R. HALL	538	1964-65
K. LEE	535	1951-52
R. HALL	523	1966-67
P. PERKINS	522	1968-69
M. COTIER	514	1983-84
T. BYRNES	514	1986-87
W. MARSHALL	512	1986-87

BOWLERS WHO HAVE TAKEN MORE THAN 50 WICKETS IN A SEASON

K. WILLIAMS	87	1966-67
T. WOOD	69	1990-91
A. RUDGELEY	67	1965-66
G. PARRY	66	1956-57
W. BALFOUR	62	1957-58
N. DAY	59	1960-61
K. CHEVELL	59	1966-67
J. AITKEN	58	1957-58
K. WILLIAMS	57	1965-66
G. PARRY	55	1953-54
G. PARRY	55	1957-58
G. PARRY	54	1958-59
A. RUDGELEY	54	1967-68
G. PARRY	54	1965-66
R. HALL	53	1962-63
R. HOLMES	53	1966-67
D. HARVEY	53	1980-81
D. HARVEY	53	1985-86
S. GUTHRIE	52	1985-86
M. PARRY	52	1954-55
S. MEIER	52	1951-52
P. BAMBURY	52	1965-66
K. WOODCROFT	52	1964-65
F. MOLSKI	51	1971-72
I. JOHNSON	51	1979-80
M. McDERMOTT	51	1995-96
J. SKINNER	50	1963-64
R. HALL	50	1962-63
A. RUDGELEY	50	1968-69

CLUB STATISTICS FOR ALL GRADES

ALL PARTNERSHIPS IN EXCESS 150 RUNS

<u>SCORE</u>	<u>WICKET</u>	<u>PARTNERSHIP</u>		<u>OPPONENT</u>	<u>GDE</u>	<u>SEASON</u>
278*	(2nd)	T. SANDERSON & G. RYAN	v's	STRATHFIELD	4TH	1986-87
229*	(3rd)	G. PARRY & B. RAE	vs	LANE COVE	1ST	1959-60
182*	(3rd)	G. WESTERBERG & G. WADE	vs	PENNANT HILLS	4TH	1982-83
181*	(2nd)	C. WHITE & G. KASSIS	vs	STRATHFIELD	1ST	1989-90
180*	(2nd)	G. PARRY & A. INGLEBY	v's	CANTERBURY	1ST	1956-57
179*	(6th)	B. BALFOUR & G. PARRY	v's	RYDE	1ST	1957 58
178*	(1st)	D. NOYES & P. PERKINS	vs	EPPING	2ND	1968-69
178*	(4th)	G. PARRY & L. HOWARD	vs	ROSEVILLE	1ST	1958 59
174	(2nd)	J. ALVAREZ & G. KASSIS	vs	CANTERBURY	1ST	1988-89
174	(1st)	D. HARVEY & R. JANCZUK	v's	BURWOOD	2ND	1975-76
170**	(1st)	M. TROY / M. WOOD / B. TARLINTON	vs	BEXLEY	1ST	1994 95
167*	(5th)	L. MARKS & L. FRY	vs	BURWOOD	1ST	1968-69
164*	(4th)	G. KENNY & T. BYRNES	vs	BURWOOD	3RD	1986-87
159	(5th)	G. PARRY & P. WOOD	vs	EPPING	1ST	1965-66
158*	(4th)	S. ABERCROMBIE & A. PICO	v's	WARRINGAH	2ND	1991-92
153*	(6th)	P. PERCEY & R. HOLMES	v's	BEXLEY	2ND	1966-67
153	(4th)	M. WARD & K. WICKS	vs	STRATHFIELD	1ST	1996 97
152*	(1st)	S. BLOMFIELD & W. SHEARGOLD	vs	STRATHFIELD	4TH	198687
152	(2nd)	S. BLOMFIELD & J. HARRIS	vs	BAULKHAM HILLS	4TH	1987 88
152*	(1st)	D. PERKINS & G. PARRY	v's	ROSEVILLE	1ST	1953-54
151*#	(5th)	D. HARVEY & D. NOYES	v's	LANE COVE	4TH	1984 85
151*	(1st)	J. KHALIFEH & P. LEACY	vs	CANTERBURY	3RD	1971 72
151*	(5th)	G. WESTERBERG & G. KASSIS	vs	BAULKHAM HILLS	U24	198889
150	(3rd)	M. PARRY & K. LEE	vs	RYDE	1ST	1951-52

* Signifies this partnership is a record for that wicket in that grade.

** Signifies batsman retired hurt.

Signifies this partnership is a record in a final.

CENTURIES SCORED SINCE CLUB'S INCEPTION (1951-52) Total 109

<u>SCORE</u>	<u>NAME</u>		<u>OPPONENT</u>	<u>GRADE</u>	<u>SEASON</u>	
151*	G. WESTERBERG	v's	PENNANT HILLS	4TH	1982-83	
150	G. RYAN	v's	STRATHFIELD	4TH	1986-87	
147	C. WILKINSON	v's	HOLROYD	3RD	1995-96	
144	D. PERKINS	v's	BEXLEY	1ST	1951-52	
144	G. KASSIS	v's	WARRINGAH	2ND	1985-86	FINAL
140	G. KASSIS	v's	CANTERBURY	1ST	1988-89	
138*	T. OWENS	v's	EPPING	1ST	1994-95	
138	D. PERKINS	v's	LINDFIELD	1ST	1959-60	
132*	D. METCALFE	v's	HOLROYD	4TH	1994-95	
131*	B. RAE	v's	LANE COVE	1ST	1959-60	
131*	R. PALAMINO	v's	BAULKHAM HILLS	4TH	1990-91	
131	M. TROY	v's	BEXLEY	1ST	1994-95	
130*	G. PARRY	v's	LANE COVE	1ST	1959-60	
129*	G. PARRY	v's	ROSEVILLE	1ST	1958-59	
126*	K. FARLEY	v's	WENTWORTHVILLE	1ST	1983-84	
125	P. WOOD	v's	EPPING	1ST	1965-66	
125	W. MARSHALL	v's	EPPING	3RD	1985-86	
125	G. SMALL	v's	WARRINGAH	1ST	1994-95	
124	T. ROSS	v's	WENTWORTHVILLE	1ST	1982-83	
124	N. YOUNIS	v's	LANE COVE	3RD	1989-90	
124	J. LIDDLE	v's	LANE COVE	2ND	1956-57	
123	S. ABERCROMBIE	v's	WARRINGAH	2ND	1991-92	
122*	W. MARSHALL	v's	BURWOOD	3RD	1986-87	SEMI
120*	T. MATTHYSZ	v's	ROSEVILLE	2ND	1963-64	
120	A. DOWNTON	v's	STRATHFIELD	4TH	1992-93	
119*	P. PERCEY	v's	BEXLEY	2ND	1966-67	
118	T. SUCHY	v's	PENNANT HILLS	1ST	1975-76	
118	J. COOK	v's	CANTERBURY	4TH	1993-94	
117*	R. GENTLES	v's	LANE COVE	3RD	1980-81	
116	D. PERKINS	v's	PENNANT HILLS	1ST	1952-53	
116	D. HARVEY	v's	BURWOOD	2ND	1975-76	
115*	G. KASSIS	v's	STRATHFIELD	1ST	1989-90	
115*	T. SANDERSON	v's	STRATHFIELD	4TH	1986-87	
115	D. PERKINS	v's	PENNANT HILLS	1ST	1952-53	
115	D. STANFORD	v's	LINDFIELD	1ST	1976-77	
115	T. ROSS	v's	CANTERBURY	3RD	1993-94	
114	P. PERKINS	v's	BEXLEY	2ND	1968-69	
113	R. LOPEZ	v's	ROSEVILLE	1ST	1995-96	
113	G. DIMERY	v's	LANE COVE	1ST	1996-97	
112*	B. BALFOUR	v's	ROSEVILLE	1ST	1954-55	
111*	T. SUCHY	v's	WARRINGAH	2ND	1978-79	
111	G. KASSIS	v's	WARRINGAH	1ST	1991-92	
111	K. GRIFFITHS	v's	LANE COVE	2ND	1964-65	
111	N. HOPPER	v's	MACQUARIE UNI	2ND	1996-97	
110*	T. SANDERSON	v's	STRATHFIELD	4TH	1986-87	
110	R. CASSEL	v's	BURWOOD	1ST	1964-65	
110	G. PARRY	v's	EPPING	1ST	1965-66	
109	R. HADLEY	v's	LANE COVE	2ND	1964-65	
109	C. ZAMMITT	v's	WARRINGAH	4TH	1988-89	
109	M. PARRY	v's	ROSEVILLE	1ST	1951-52	
108	T. BRISCOE	v's	ROSEVILLE	1ST	1964-65	
108	M. COTTER	v's	LANE COVE	1ST	1987-88	
108	G. CLARKE	v's	WENTWORTHVILLE	3RD	1983-84	
108	W. SHEARGOLD	v's	STRATHFIELD	4TH	1986-87	
107*	S. BLOMFIELD	v's	STRATHFIELD	4TH	1988-89	

CENTURIES SCORED (con't)

107	T. SUCHY	v's	MACQUARIE UNI	1ST	1980-81	
106	R. HALL	v's	CANTERBURY	1ST	1964-65	
106*	C. WHITE	v's	BURWOOD	U24	1991-92	
106	S. LAING	v's	LINDFIELD	3RD	1982-83	
106	M. COTTER	v's	STRATHFIELD	4TH	1983-84	
106*	C. CLUNAS	v's	BEXLEY	3RD	1995-96	
106	A. LAWSON	v's	BLACKTOWN	3RD	1995-96	
105*	R. HALL	v's	LINDFIELD	1ST	1966-67	
105*	D. FISHER	v's	MACQUARIE UNI	4TH	1991-92	
105	K. LEE	v's	RYDE	1ST	1951-52	
105	D. CORBETT	v's	SUTHERLAND	1ST	1953-54	
105	G. PARRY	v's	BEXLEY	1ST	1959-60	
105	N. MATTHEWS	v's	LANE COVE	1ST	1965-66	
105	C. RYAN	v's	PENNANT HILLS	3RD	1986-87	
105	N. LEWIS	v's	PENNANT HILLS	2ND	1954-55	
105	W. SAUNDERS	v's	WARRINGAH	4TH	1993-94	
105*	S. SATHIAH	v's	BAULKHAM HILLS	3RD	1995-96	
104*	G. RYAN	v's	CANTERBURY	3RD	1987-88	
104*	A. FARLEY	v's	LINDFIELD	4TH	1983-84	
104	L. HOWARD	v's	ROSEVILLE	1ST	1958-59	
104	M. BOWEN	v's	ROSEVILLE	1ST	1974-75	
104	M. COTTER	v's	ROSEVILLE	2ND	1983-84	
104	P. MOONEY	v's	PENNANT HILLS	2ND	1974-75	
103	G. RYAN	v's	BAULKHAM HILLS	3RD	1991-92	
103*	P. PERKINS	v's	MANLY	3RD	1966-67	
103*	C. ZAMMITT	v's	STRATHFIELD	3RD	1985-86	
103	L. MARKS	v's	PENNANT HILLS	1ST	1966-67	
103	D. NOYES	v's	EPPING	2ND	1968-69	
103	T. ROSS	v's	BEXLEY	1ST	1984-85	
103	J. BELL	v's	MACQUARIE UNI	4TH	1995-96	
102*	G. KENNY	v's	MACQUARIE UNI	2ND	1978-79	
102	G. PARRY	v's	CANTERBURY	1ST	1956-57	
102	N. DAY	v's	SUTHERLAND	2ND	1964-65	
102	T. RICHARDS	v's	LINDFIELD	4TH	1984-85	
102	S. ABERCROMBIE	v's	LINDFIELD	1ST	1991-92	
102	N. MATTHEWS	v's	BEXLEY	1ST	1966-67	
101*	D. NOYES	v's	RYDE	2ND	1967-68	
101*	P. GANE	v's	EPPING	2ND	1975-76	
101*	L. FRY	v's	MACQUARIE UNI	2ND	1973-74	
101*	C. RYAN	v's	ROSEVILLE	4TH	1986-87	
101	R. HALL	v's	SUTHERLAND	1ST	1962-63	
101	G. GUTHRIE	v's	MACQUARIE UNI	3RD	1983-84	
101	R. HALL	v's	CANTERBURY	1ST	1964-65	
100*	D. HUDSON	v's	MACQUARIE UNI	2ND	1983-84	
100*	P. WOOD	v's	ROSEVILLE	2ND	1966-67	
100*	W. MARSHALL	v's	EPPING	3RD	1987-88	
100*	T. SUCHY	v's	CANTERBURY	1ST	1968-69	
100*	G. BRAZIER	v's	ROSEVILLE	2ND	1970-71	
100	G. PARRY	v's	BURWOOD	1ST	1951-52	
100	D. PERKINS	v's	LANE COVE	1ST	1951-52	
100	T. ROSS	v's	CANTERBURY	2ND	1980-81	
100	D. HARVEY	v's	LANE COVE	4TH	1984-85	FINAL
100	B. COUPAR	v's	PENNANT HILLS	2ND	1986-87	
100	G. KENNY	v's	PENNANT HILLS	2ND	1982-83	

SEVEN WICKETS IN AN INNINGS SINCE (1951-52) Total 88

<u>WKTS</u>	<u>NAME</u>		<u>OPPONENT</u>	<u>GRADE</u>	<u>SEASON</u>	
10/43	K. WILLIAMS	v/s	SYDNEY UNI	3RD	1966-67	
9/40	G. PARRY	v/s	HORNSBY	1ST	1953-54	
8/2	D. HARVEY	v/s	LINDFIELD	1ST	1985-86	
8/13	R. JOHNSON	v/s	STRATHFIELD	3RD	1986-87	
8/21	B. MEREDITH	v/s	RYDE	2ND	1960-61	
8/24	V. ELLIOTT	v/s	BEXLEY	1ST	1974-75	
8/27	R. JOHNSON	v/s	RYDE	1ST	1972-73	
8/28	D. HARVEY	v/s	LINDFIELD	1ST	1983-84	
8/28	G. PARRY	v/s	UNKNOWN	1ST	1956-57	
8/33	D. GILLARD	v/s	WENTWORTHVILLE	3RD	1976-77	
8/34	I. ZUBAK	v/s	MACQUARIE UNI	4TH	1985-86	
8/34	S. MEIER	v/s	UNKNOWN	1ST	1951-52	
8/35	P. ROSBOROUGH	v/s	CANTERBURY	4TH	1988-89	
8/36	G. KASSIS	v/s	BEXLEY	U24	1989-90	
8/43	A. DOWNTON	v/s	WENTWORTHVILLE	2ND	1989-90	SEMI
8/44	R. JOHNSON	v/s	ROSEVILLE	3RD	1982-83	
8/55	M. WOOD	v/s	MACQUARIE UNI	3RD	1996-97	
8/61	K. WOODCROFT	v/s	SUTHERLAND	3RD	1964-65	
8/65	R. TURNBULL	v/s	BEXLEY	2ND	1968-69	
8/81	A. RUDGELEY	v/s	LANE COVE	1ST	1968-69	
7/3	T. OWENS	v/s	WARRINGAH	4TH	1993-94	
7/8	W. BALFOUR	v/s	ROSEVILLE	1ST	1962-63	
7/14	G. LANGLEY	v/s	EPPING	4TH	1988-89	
7/15	D. HARVEY	v/s	WARRINGAH	1ST	1978-79	
7/16	D. GILLARD	v/s	LINDFIELD	3RD	1973-74	
7/16	W. BALFOUR	v/s	UNKNOWN	1ST	1956-57	
7/18	D. HARVEY	v/s	BEXLEY	1ST	1976-77	
7/21	R. JOHNSON	v/s	PENNANT HILLS	2ND	1981-82	
7/23	R. JOHNSON	v/s	BURWOOD	2ND	1987-88	
7/23	G. PARRY	v/s	UNKNOWN	1ST	1951-52	
7/23	S. ROY	v/s	STH EAST SYDNEY	3RD	1995-96	
7/23	M. ROSE	v/s	EPPING	4TH	1995-96	
7/24	T. BURTON	v/s	EPPING	2ND	1988-89	
7/24	J. ETTO	v/s	LANE COVE	2ND	1985-86	
7/24	G. PARRY	v/s	CANTERBURY	1ST	1962-63	
7/25	T. BURTON	v/s	WENTWORTHVILLE	4TH	1984-85	
7/27	D. ROLL	v/s	WARRINGAH	2ND	1984-85	
7/27	R. HALL	v/s	SUTHERLAND	1ST	1966-67	
7/27	M. McDERMOTT	v/s	WARRINGAH	3RD	1995-96	
7/29	G. PARRY	v/s	EPPING	1ST	1962-63	
7/29	I. JOHNSON	v/s	MACQUARIE UNI	1ST	1976-77	
7/29	W. SHEARGOLD	v/s	CANTERBURY	4TH	1987-88	
7/29	M. WOOD	v/s	BLACKTOWN	3RD	1994-95	
7/30	*****	v/s	STRATHFIELD	4TH	1985-86	
7/30	N. DAY	v/s	LINDFIELD	2ND	1960-61	
7/30	A. SMEE	v/s	ROSEVILLE	2ND	1977-78	
7/31	W. BALFOUR	v/s	PENNANT HILLS	1ST	1964-65	
7/31	G. PARRY	v/s	RYDE	1ST	1961-62	
7/32	J. BERRY	v/s	PENNANT HILLS	1ST	1975-76	
7/32	G. SIMMONS	v/s	LANE COVE	3RD	1974-75	
7/33	B. MOORE	v/s	LINDFIELD	2ND	1973-74	
7/33	M. PARRY	v/s	UNKNOWN	1ST	1954-55	
7/34	D. PERKINS	v/s	UNKNOWN	1ST	1955-56	
7/34	K. REMINGTON	v/s	UNKNOWN	1ST	1951-52	
7/34	M. KENNEDY	v/s	MACQUARIE UNI	4TH	1987-88	
7/35	S. GUTHRIE	v/s	WENTWORTHVILLE	2ND	1985-86	
7/35	B. MOORE	v/s	CANTERBURY	2ND	1968-69	
7/35	A. RUDGELEY	v/s	CANTERBURY	2ND	1965-66	

SEVEN WICKETS OR MORE IN AN INNINGS (cont'd)

7/35	M. PARRY	v's	UNKNOWN	1ST	1953-54
7/36	I. JOHNSON	v's	BURWOOD	1ST	1978-79
7/37	J.SKINNER	v's	LINDFIELD	1ST	1963-64
7/38	K. WILLIAMS	v's	EPPING	3RD	1965-66
7/40	G. WILLMOTT	v's	UNKNOWN	2ND	1956-57
7/40	R. HOLMES	v's	LANE COVE	2ND	1966-67
7/40	J. BERRY	v's	RYDE	1ST	1965-66
7/41	A. SMEE	v's	CANTERBURY	2ND	1970-71
7/41	G. PARRY	v's	BURWOOD	1ST	1958-59
7/42	F. MOLSKI	v's	MACQUARIE UNI	2ND	1980-81
7/42	K. WILLIAMS	v's	WESTERN SUBURBS	3RD	1965-66
7/42	M. BENSEMANN	v's	LINDFIELD	2ND	1991-92
7/45	L. WATKINS	v's	PENNANT HILLS	2ND	1963-64
7/45	M. PARRY	v's	UNKNOWN	1ST	1954-55
7/46	A. JULIEN	v's	WENTWORTHVILLE	4TH	1988-99
7/47	F. MOLSKI	v's	LANE COVE	1ST	1975-76
7/48	R. HOLMES	v's	LANE COVE	2ND	1966-67
7/50	A. RUDGELEY	v's	RYDE	2ND	1962-63
7/51	N.DAY	v's	EPPING	2ND	1960-61
7/52	A. RUDGELEY	v's	EPPING	1ST	1967-68
7/52	A. OSTLER	v's	CANTERBURY	3RD	1968-69
7/53	W. SHEARGOLD	v's	WARRINGAH	4TH	1987-88
7/55	S. GUTHRIE	v's	EPPING	3RD	1980-81
7/57	G. BERRY	v's	EPPING	2ND	1965-66
7/58	D. GILLARD	v's	PENNANT HILLS	3RD	1975-76
7/61	W. BALFOUR	v's	EPPING	1ST	1959-60
7/63	K. WILLIAMS	v's	CANTERBURY	3RD	1966-67
7/66	D. HARVEY	v's	CANTERBURY	1ST	1976-77
7/73	D. HARVEY	v's	PENNANT HILLS	1ST	1977-78
7/99	I. JOHNSON	v's	WENTWORTHVILLE	1ST	1979-80

HATRICKS TAKEN (Total 14)

1ST	GRADE	W. PEPPER	v's	HILLS SHIRE	1996-97 (B,L,C)
2ND	GRADE	K. WOODCROFT	v's	LINDFIELD	1965-66 (B,B,B)
		S. HOLMES	v's	SUTHERLAND	1967-68 (B,L,B)
		G. SAUNDERS	v's	WENTWORTHVILLE	1981-82 (L,B,B)
		M. KOSZEK	v's	STRATHFIELD	1995-96 (L,L,L)
		B. STONE	v's	STRATHFIELD	1995-96 ()
3RD	GRADE	G. SIMMONS	v's	LINDFIELD	1964-65 (B,C,B)
		S. GREENTREE	v's	UNI NSW	1964-65 (L,L,B)
		K. WILLIAMS	v's	LANE COVE	1965-66 (B,L,C)
		D. TRIBOLET	v's	WENTWORTHVILLE	1977-78 (L,B,C)
		W. MARSHALL	v's	PENNANT HILLS	1985-86 (B,L,C)
		W. GREEN	v's	LANE COVE	1993-94 (C,B,S)
		J. DOWLING	v's	HOLROYD	1996-97 (B,B,C)
4TH	GRADE	W. SAUNDERS	v's	LANE COVE	1995-96 (C,C,L)

(B =BOWLED, C =CAUGHT, L =LBW, S=STUMPED)

BATSMEN 1000 RUN CLUB (Since 1951)

NAME	TOT	RUN 1ST	RUN 2ND	RUN 3RD	RUN 4TH	INN	NO	50	100	HS	AVE	CTCH	MTCH
L. PENDREIGH	1628	6	1264	301	57	142	24	5	0	65	13.80	58	147
A. SMEE	1574	121	836	585	32	150	20	2	0	52	12.11	105	142
T. BYRNES	1571	-	51	1154	366	82	10	5	0	93	21.82	31	71
R. HADLEY	1567	386	1095	86	-	103	8	2	1	109	16.49	61	135
B. HANSHAW	1558	312	1016	159	71	84	6	7	0	70 x	19.97	23	71
N. DAY	1537	13	1276	248	-	107	18	5	1	102	17.27	33	130
B. TRIBOLET	1492	835	335	322	-	193	64	2	0	77 x	11.57	81	219
P. KLEIN	1485	41	412	1032	-	100	10	5	0	93	16.50	37	101
G. GUTHRIE	1446	59	770	592	25	92	7	5	1	101	17.01	78	82
H. HARRISON	1406	1247	100	59	-	117	19	1	0	52	14.35	63	155
J. DAVINO	1401	29	735	389	248	100	8	4	0	60	15.23	59	95
N. HOPPER	1362	110	811	441	0	74	5	4	1	111	19.74	62	64
G. BERRY	1338	40	342	956	-	110	13	2	0	65	13.79	27	85
T. BRISCOE	1327	1327	-	-	-	77	8	3	1	108	19.23	24	65
J. WALSH ""	1308	19	202	404	683	136	30	4	0	59 x	12.34	41	157
B. COUPAR	1286	538	529	219	-	83	20	4	1	100	20.41	55	84
J. HARRIS	1280	-	39	340	901	83	8	5	0	95	17.07	48	77
V. CONNOR	1255	728	152	238	137	118	22	3	0	70 x	13.07	62	126
B. MOORE	1234	189	854	191	-	128	30	2	0	78 x	12.59	39	145
R. KNOTT	1232	789	443	-	-	112	14	2	0	64	12.57	30	96
J. BELL	1222	0	78	89	1055	64	9	2	1	103	22.22	53	57
K. JAMES	1218	248	204	766	-	99	15	2	0	76	14.50	38	76
K. GOUGH	1215	8	803	404	-	137	26	2	0	70	10.95	42	85
L. HOWARD	1210	938	272	-	-	85	13	4	1	104	16.81	45	80
D. WRIGHT	1207	656	304	231	16	65	5	2	0	65	20.12	35	69
P. McDERMID	1171	301	728	45	97	57	10	6	0	86 x	24.91	30	54
G. LANGLEY	1166	26	228	552	360	58	4	5	0	90	21.59	51	53
C. WILKINSON	1149	772	49	303	25	44	1	7	1	147	26.72	47	40
S. PERKS	1143	0	40	542	561	48	4	8	0	81	25.98	25	42
R. WILEY	1132	808	241	83	-	52	4	6	0	87	23.58	22	49
M. TROY	1130	1130	0	0	0	54	1	7	1	131	21.32	11	40
M. BENSEMAN	1088	526	473	89	0	74	13	3	0	65 x	17.84	28	64
C. ZAMMITT	1081	233	227	327	294	41	2	4	2	109	27.72	13	36
S. LUCAS	1081	-	339	674	68	75	13	2	0	83	17.44	36	65
K. WICKS "	1072	644	134	92	202	56	5	4	0	92	21.02	20	52
W. SAUNDERS	1071	0	256	293	522	64	4	4	1	105	17.85	20	61
K. FARLEY	1064	598	466	-	-	64	9	2	1	126 x	19.35	35	58
A. FARLEY	1063	33	255	319	456	48	5	5	1	104 x	24.72	35	41
C. WHITE	1058	822	76	130	30	38	0	10	0	90	27.84	28	35
D. CORBETT	1037	1037	-	-	-	48	0	5	1	105	21.60	23	49
R. CASSELL	1015	975	-	40	-	39	6	5	1	110	30.76	19	71
F. WICKS	1011	1	870	140	-	76	4	4	0	80	14.04	20	79
R. JANCZUK	1006	200	744	62	-	70	3	3	0	53	15.01	28	77
B. BURTON	1004	189	485	298	32	77	6	5	0	66	14.14	22	74

BATSMEN 1000 RUN CLUB (Since 1951)


NAME	TOT	RUN 1ST	RUN 2ND	RUN 3RD	RUN 4TH	INN	NO	50	100	HS	AVE	CTCH	MTCH
T. SUCHY	7335	4773	1719	800	43	382	39	26	4	118	21.38	154	340
G. PARRY	6368	6365	-	3	-	225	14	41	6	130	30.18	150	205
W. SHEPHERD	5234	70	2029	1796	1339	317	52	13	0	91 x	19.75	186	310
R. GENTLES	5099	2620	590	1454	435	277	39	18	1	117 x	21.42	120	257
K. COLLINS	4804	2293	1773	650	88	248	45	16	0	92	23.67	92	243
P. PERCEY	4679	669	2589	984	437	285	45	15	1	119 x	19.50	141	264
J. ROSS	4343	4021	277	45	-	251	15	16	0	91	18.40	292	210
P. PERKINS	4176	348	3007	821	-	288	12	13	2	114	15.13	88	170
D. NOYES	4132	1611	1803	508	210	228	24	17	2	103	20.25	85	206
M. COTTER	3990	1021	1742	744	483	176	13	24	3	108	24.48	78	156
T. ROSS	3907	2527	642	629	109	159	12	19	4	124	26.58	149	153
R. JOHNSON	3671	1952	920	623	176	205	46	15	0	91	23.09	87	187
D. TRIBOLET	3579	36	2537	966	40	331	41	9	0	68	12.34	270	358
B. BALFOUR	3424	3417	7	-	-	186	27	13	1	112	21.53	126	175
G. KENNY	3417	86	1683	1355	293	168	11	16	2	102	21.76	37	140
D. PERKINS	3290	3290	-	-	-	115	4	18	5	144	29.64	35	130
P. MOONEY	3121	-	1044	2077	-	185	15	14	1	104	18.36	80	140
D. VEIGEL	3060	485	1959	528	88	206	22	8	0	73	16.63	109	186
K. GRIFFITHS	2974	1508	1466	-	-	143	6	13	1	111	21.71	158	120
S. BLOMFIELD	2955	-	18	693	2244	186	16	10	1	107 x	17.38	54	169
B. TARLINTON	2630	1409	650	490	81	184	17	9	0	74	15.75	129	157
I. JOHNSON	2575	1769	385	227	194	168	38	7	0	77	19.81	91	171
P. WOOD	2572	1596	976	-	-	137	16	10	2	125	21.26	25	115
L. REES	2352	1255	894	183	20	147	10	10	0	94	17.17	66	140
L. MARKS	2334	1955	379	-	-	128	9	6	1	103	19.61	52	100
G. KASSIS	2292	1875	306	86	25	100	8	8	4	144	24.91	41	91
R. HALL	2278	2105	173	-	-	99	10	4	4	106	25.60	49	95
D. STANFORD	2191	2180	11	-	-	93	8	13	1	115	25.78	44	105
G. RYAN	2166	102	678	865	521	103	7	8	3	150	22.56	39	92
A. INGLEBY	2058	2058	-	-	-	128	11	9	0	74	17.59	72	125
S. FINCH	1934	175	1461	298	-	133	12	7	0	69	15.98	130	130
K. HARRISON	1922	16	1455	451	-	195	24	3	0	54	11.24	38	180
G. WESTERBERG	1905	351	886	460	208	102	14	4	1	151 x	21.65	52	94
E. BURGIN	1900	485	1088	327	-	94	10	11	0	85	22.62	27	125
D. HARVEY	1886	1375	212	-	299	111	8	6	2	116	18.31	76	109
N. MATTHEWS	1865	1865	-	-	-	61	2	7	2	105	31.61	86	70
M. WOOD	1865	1350	12	503	0	125	14	4	0	95	16.80	60	117
S. KING	1847	-	247	1329	271	114	12	8	0	75	18.11	51	122
J. SCORGIE	1806	221	1442	143	-	120	16	3	0	76	17.37	60	94
M. PARRY	1802	1802	-	-	-	74	4	9	1	109	25.74	43	70
G. WADE	1784	24	416	1012	332	115	16	5	0	83 x	18.02	40	90
W. MARSHALL	1780	303	24	1401	52	68	14	8	3	125	32.96	26	54
P. LEACY	1693	-	267	1426	-	119	8	2	0	76	15.25	17	60
D. SCLAVOS	1692	1278	93	321	-	101	12	7	0	87	19.01	68	88
S. ABERCROMBIE	1660	1138	494	23	5	76	3	7	2	123	22.74	66	66

BOWLERS 100 WICKET CLUB (Since 1951)

NAME	TOT	WKT	WKT	WKT	WKT	OVER	M	RUNS	BEST	5 FOR	AVE	CTCH	MTCH
		1ST	2ND	3RD	4TH								
G. PARRY	613	613	0	0	0	2492	494	7377	9\40	36	12.03	150	205
R. JOHNSON	595	310	140	98	47	2669	603	7181	8\13	30	12.07	87	187
A. RUDGELEY	575	330	231	14	0	2532	367	9420	8\81	29	16.38	65	210
D. TRIBOLET	460	5	298	151	6	1718	193	7706	6\18	11	16.75	270	358
I. JOHNSON	398	306	47	28	17	2478	623	6154	7\29	20	15.46	91	171
W. BALFOUR	386	386	0	0	0	1549	186	5591	7\8	16	14.48	126	275
B. TRIBOLET	350	230	94	25	1	2200	435	6123	6\15	10	17.49	81	219
D. HARVEY	311	272	29	0	10	1551	383	3964	8\2	20	12.75	76	109
A. SMEE	274	35	131	108	0	1251	301	4028	7\30	8	14.70	105	142
D. ADAMS	269	0	61	133	75	1664	393	4344	7\30	6	16.15	43	134
V. CONNER	264	144	41	52	27	1625	407	4212	6\9	10	15.95	62	126
B. MOORE	254	78	155	21	0	1223	165	4270	7\33	10	16.81	39	145
S. GUTHRIE	244	135	75	32	2	1670	405	4231	7\35	8	17.34	42	121
D. GILLARD	231	0	0	231	0	724	120	3123	8\33	12	13.52	34	79
K. GOUGH	218	2	125	91	0	831	106	2930	6\35	5	13.44	42	85
J. WALSH ""	216	5	47	88	76	1491	342	3915	6\43	5	18.13	41	157
R. HALL	215	213	2	0	0	1024	135	3615	7\27	9	16.81	49	95
J. SKINNER	214	195	17	2	0	1024	182	3399	7\37	8	15.88	82	137
N. DAY	206	0	192	14	0	767	87	2737	7\30	10	13.29	33	130
J. BERRY	189	168	21	0	0	863	86	3406	7\32	10	18.02	39	90
L. PENDREIGH	183	2	139	37	5	1086	199	3040	6\65	5	16.61	58	147
S. HOLMES	179	19	126	34	0	730	123	2350	6\25	13	13.13	14	135
F. MOLSKI	179	98	62	19	0	830	154	2669	7\42	8	14.91	35	85
H. HARRISON	178	156	12	10	0	684	64	2965	5\41	1	16.66	63	155
G. SIMMONS	174	17	70	87	0	703	97	2730	7\32	10	15.69	24	101
T. WOOD (Tom)	166	166	0	0	0	1045	294	2076	6\28	13	12.51	20	47
M. PARRY	159	159	0	0	0	545	71	1941	7\33	12	12.21	43	70
J. KNEZEVIC	157	43	71	41	2	999	232	2624	6\27	3	16.71	17	74
W. SHEPHERD	155	0	47	72	36	917	153	3436	6\19	2	22.17	186	310
G. KASSIS	150	117	16	6	11	1076	266	2627	6\29	5	17.51	41	91
K. WILLIAMS	144	0	7	137	0	466	89	1580	10\43	9	10.97	23	27
S. MEIER	143	143	0	0	0	569	100	1705	8\34	10	11.92	10	52
P. JACKYMIN	134	22	96	14	2	765	133	2696	6\29	3	20.12	36	101
B. COUPAR	133	52	56	25	0	791	188	2137	5\42	2	16.07	55	84
G. WESTERBERG	131	19	68	36	8	877	175	2606	6\30	3	19.89	52	94
B. HEDDLE	128	4	90	23	11	740	207	1709	5\39	2	13.35	16	58
J. COOK	127	65	60	2	0	876	211	2362	5\32	1	18.60	25	82

BOWLERS 100 WICKET CLUB (Since 1951)

NAME	TOT	WKT	WKT	WKT	WKT	OVER	M	RUNS	BEST	5 FOR	AVE	CTCH	MTCH
		1ST	2ND	3RD	4TH								
T. SUCHY	127	48	32	44	3	850	272	2740	6\41	3	21.57	154	340
K. WOODCROFT	126	34	49	43	0	481	92	1674	8\61	7	13.29	11	39
G. BERRY	125	1	46	78	0	520	66	2195	7\57	2	17.56	27	85
G. KENNY	124	1	63	59	1	798	188	2176	6\21	4	17.55	37	140
D. ROLL	122	8	68	43	3	716	218	1489	7\27	7	12.20	19	51
B. STONE	121	4	91	18	8	1114	267	2945	5\3	2	24.34	24	81
B. MEREDITH	118	0	118	0	0	464	76	1672	8\21	5	14.17	15	54
R. HADLEY	115	12	95	8	0	615	122	1882	6\21	2	16.37	61	135
P. McDERMID	106	28	53	3	22	590	129	1640	5\24	2	15.47	30	54
C. MASTERSON	106	7	77	6	16	788	236	1819	6\15	7	17.16	31	55
R. WARNER	105	0	33	21	51	812	238	1847	6\27	4	17.59	24	80
M. KASSIS	105	0	1	20	84	756	145	2008	6\67	4	19.12	12	60
P. KLEIN	105	0	29	76	0	611	109	2053	5\32	1	19.55	37	101
D. O'BRIEN	104	0	1	53	50	892	200	2691	6\40	3	25.88	26	62
D. LAGATS	102	0	33	47	22	645	139	1689	5\23	1	16.56	20	56
J. MOLONEY	101	101	0	0	0	803	231	1862	6\12	3	18.44	14	59



CLUB STATISTICS FOR ALL GRADES

TEAM SCORES OF 300+ MADE BY AUBURN

<u>SCORE</u>			<u>OPPONENT</u>	<u>GRADE</u>	<u>SEASON</u>
6 / 406	dec	v's	LANE COVE	2ND	1964 - 65
377		v's	ROSEVILLE	1ST	1964 - 65
368		v's	WARRINGAH	2ND	1985 - 86 FINAL
350		v's	LANE COVE	4TH	1984 - 85 FINAL
343		v's	LANE COVE	1ST	1952 - 53
7 / 335	dec	v's	BAULKHAM HILLS	1ST	1984 - 85
9 / 329	dec	v's	LINDFIELD	1ST	1976 - 77
7 / 326	dec	v's	PENNANT HILLS	3RD	1986 - 87
9 / 325	dec	v's	LINDFIELD	3RD	1982 - 83
325		v's	MACQUARIE UNI	1ST	1996 - 97
324		v's	WENTWORTHVILLE	4TH	1990 - 91
323		v's	EPPING	1ST	1985 - 86
4 / 320	dec	v's	HOLROYD	4TH	1994 - 95
6 / 314	dec	v's	MACQUARIE UNI	2ND	1996 - 97
314		v's	PENNANT HILLS	4TH	1988 - 89
4 / 313	dec	v's	ROSEVILLE	1ST	1974 - 75
308		v's	RYDE	1ST	1952 - 53
9 / 308	dec	v's	LINDFIELD	3RD	1984 - 85
8 / 307	dec	v's	LINDFIELD	3RD	1987 - 88
307		v's	HORNSBY	1ST	1953 - 54
5 / 306	dec	v's	STRATHFIELD	4TH	1988 - 89
8 / 304	dec	v's	LANE COVE	1ST	1987 - 88
4 / 304	dec	v's	STRATHFIELD	4TH	1986 - 87
8 / 302	dec	v's	LINDFIELD	1ST	1986 - 87
4 / 301	dec	v's	EPPING	3RD	1985 - 86
2 / 300	dec	v's	STRATHFIELD	4TH	1986 - 87

SCORES OF 300+ MADE BY OPPONENTS

<u>SCORE</u>			<u>OPPONENT</u>	<u>GRADE</u>	<u>SEASON</u>
7/422	DEC	JS	STH EAST SYDNEY	4TH	1997-98
8 / 393	dec	v's	HOLROYD	1ST	1996 - 97
8 / 392	dec	v's	LINDFIELD	2ND	1982 - 83
372		v's	LINDFIELD	2ND	1968 - 69
7 / 366	dec	v's	BAULKHAM HILLS	4TH	1994 - 95
360		v's	LANE COVE	2ND	1991 - 92
356		v's	EPPING	3RD	1980 - 81
9 / 351	dec	v's	LINDFIELD	1ST	1996 - 97
349		v's	CANTERBURY	3RD	1977 - 78
348		v's	LANE COVE	2ND	1956 - 57
4 / 345		v's	MACQUARIE UNI	1ST	1996 - 97
345		v's	LANE COVE	1ST	1995 - 96
342		v's	LINDFIELD	1ST	1978 - 79
338		v's	NORTHERN DISTRICTS	3RD	1965 - 66
329		v's	WENTWORTHVILLE	1ST	1979 - 80
329	9/328 DEC	v's	WENTWORTHVILLE LINDFIELD	1ST 4TH	1997-98
9 / 325	dec	v's	WENTWORTHVILLE	1ST	1983 - 84
320		v's	UNI OF NSW	1ST	1964 - 65
319		v's	STRATHFIELD WARRINGAH	4TH 3RD	1997-98
318	7/318	v's	RYDE	1ST	1956 - 57
5 / 317	dec	v's	MACQUARIE UNI	1ST	1993 - 94
9 / 313	dec	v's	BAULKHAM HILLS	2ND	1994 - 95
4 / 312	dec	v's	LINDFIELD	1ST	1976 - 77
312	310	v's	WARRINGAH HOLROYD	4TH 4TH	1990 - 91 SEMI
6 / 310	dec	v's	SOUTHERN DISTRICTS	3RD	1968 - 69
8 / 308	dec	v's	ROSEVILLE	2ND	1989 - 90
7 / 307	dec	v's	ROSEVILLE	2ND	1980 - 81
7 / 306	dec	v's	EPPING	4TH	1984 - 85
8 / 306	dec	v's	LINDFIELD	2ND	1993 - 94
306		v's	WENTWORTHVILLE	4TH	1987 - 88
9 / 306	dec	v's	MACQUARIE UNI	1ST	1995 - 96
6 / 305		v's	BLACKTOWN	3RD	1995 - 96
3 / 303	dec	v's	BAULKHAM HILLS	3RD	1991 - 92
302		v's	LINDFIELD	1ST	1962 - 63
4 / 301	dec	v's	HOLROYD	2ND	1995 - 96
5 / 301	dec	v's	PENNANT HILLS	1ST	1968 - 69
300		v's	PENNANT HILLS	3RD	1982 - 83

CLUB STATISTICS FOR ALL GRADES

TEAM SCORES OF 50 OR LESS MADE BY AUBURN

<u>SCORE</u>			<u>OPPONENT</u>	<u>GRADE</u>	<u>SEASON</u>	
8 / 16	dec	v's	EPPING	2ND	1976 - 77	
18		v's	BURWOOD	2ND	1982 - 83	SEMI
19		v's	BURWOOD	4TH	1995 - 96	
21		v's	EPPING	2ND	1970 - 71	
29		v's	BEXLEY	2ND	1960 - 61	
32		v's	RYDE	2ND	1972 - 73	
35		v's	WENTWORTHVILLE	1ST	1983 - 84	
35		v's	UNI OF NSW	3RD	1970 - 71	
35		v's	BAULKHAM HILLS	3RD	1984 - 85	
37		v's	UNI OF NSW	3RD	1970 - 71	
37		v's	LINDFIELD	1ST	1972 - 73	
38		v's	RANDWICK	3RD	1965 - 66	
39		v's	UNI OF NSW	3RD	1970 - 71	
39		v's	EPPING	4TH	1995 - 96	
40		v's	BURWOOD	3RD	1970 - 71	
40		v's	WENTWORTHVILLE	2ND	1985 - 86	
41		v's	CUMBERLAND	3RD	1967 - 68	
41		v's	WENTWORTHVILLE	2ND	1971 - 72	
41		v's	EPPING	1ST	1957 - 58	
43		v's	MACQUARIE UNI	3RD	1990 - 91	
43		v's	SOUTHERN DISTRICTS	3RD	1968 - 69	
43		v's	BEXLEY	2ND	1985 - 86	
45		v's	CANTERBURY	1ST	1994 - 95	
46		v's	CANTERBURY	2ND	1973 - 74	
46		v's	UNI OF NSW	2ND	1971 - 72	
46		v's	SUTHERLAND	3RD	1964 - 65	
47		v's	UNI OF NSW	3RD	1969 - 70	
48		v's	WENTWORTHVILLE	1ST	1973 - 74	SEMI
48		v's	RYDE	1ST	1956 - 57	
49		v's	MACQUARIE UNI	3RD	1971 - 72	
49		v's	BURWOOD	1ST	1968 - 69	

TEAM SCORES OF 50 OR LESS MADE BY OPPONENTS

<u>SCORE</u>			<u>OPPONENT</u>	<u>GRADE</u>	<u>SEASON</u>	
19		v's	MOSMAN	3RD	1965 - 66	
20		v's	BURWOOD	1ST	1961 - 62	FINAL
22		v's	WARRINGAH	1ST	1980 - 81	
23		v's	CANTERBURY	3RD	1971 - 72	
24		v's	RYDE	2ND	1969 - 70	
25		v's	BEXLEY	3RD	1995 - 96	
26		v's	ROSEVILLE	2ND	1965 - 66	
30		v's	EPPING	4TH	1988 - 89	
32		v's	RYDE	2ND	1972 - 73	
32		v's	LINDFIELD	4TH	1984 - 85	
34		v's	MACQUARIE UNI	3RD	1976 - 77	
35		v's	SYDNEY UNI	3RD	1971 - 72	
36		v's	LANE COVE	4TH	1982 - 83	
36		v's	SUTHERLAND	2ND	1958 - 59	
37		v's	SYDNEY UNI	3RD	1971 - 72	
37		v's	BEXLEY	1ST	1952 - 53	
39		v's	CANTERBURY	1ST	1990 - 91	
40		v's	SUTHERLAND	1ST	1956 - 57	
40		v's	LINDFIELD	1ST	1985 - 86	
42		v's	LINDFIELD	1ST	1985 - 86	
42		v's	UNIVERSITY	1ST	1954 - 55	
42		v's	BURWOOD	3RD	1975 - 76	
42		v's	BURWOOD	1ST	1976 - 77	
43		v's	ROSEVILLE	4TH	1988 - 89	
45		v's	BEXLEY	3RD	1985 - 86	
45		v's	LANE COVE	2ND	1985 - 86	
46		v's	LINDFIELD	3RD	1981 - 82	
47		v's	LANE COVE	4TH	1988 - 89	
47		v's	LANE COVE	1ST	1953 - 54	
48		v's	BEXLEY	2ND	1981 - 82	
49		v's	EPPING	2ND	1988 - 89	

THE DUCK CLUB AWARD (1996 - 97)


WINNER:	N. WILLOUGHBY	}	5	DUCKS
RUNNERS - UP:	N. ANDREWS	}	4	DUCKS
	C. DALEY	}		
OTHER MINOR ACHIEVERS :	J. COOK	}		
	D. RICHARDSON	}		
	N. RUGLESS	}		
	G. SANDERS	}	3	DUCKS
	S. MADDEN	}		
	J. DOWLING	}		
	D. CABLE	}		
	P. COLEMAN	}		
	M. McDERMOTT	}		
	J. BELL	}		
	B. TARLINTON	}		
	K. WICKS	}		
	M. MITCHELL	}		
	M. WARD	}	2	DUCKS
	B. STONE	}		
	R. GRANT	}		
	N. CARR	}		
	M. ROSE	}		
	J. CABLE	}		
	N. HOPPER	}		
	D. DIAS	}		




M. DOGGART, B. DOWLING, G. DIMERY, G. RYAN	}		
C. WILKINSON, M. COTTER, S. PERCIVAL, G. KENNY	}		
Tr. WOOD, A. LAWSON, T. ROSS, P. SMITH, R. LOPEZ	}	1	DUCK
D. BETTIOL, W. PEPPER, M. ROUILLON, A. MIHALJ	}		
K. THAYANANTHAN, D. BURTON, M. HOLMES	}		
P. COSTIN, C. ROLLANS	}		

PREVIOUS SEASON WINNERS

<u>SEASON</u>	<u>NAME</u>	<u>No DUCKS</u>	<u>CLUB TOTAL</u>
1982 - 83	*****	4*	61
1983 - 84	L. PENDREIGH	5*	79
1984 - 85	S. RUDGELEY	4	77
1985 - 86	S. GUTHRIE	6	97
1986 - 87	R. WARNER	4	52
1987 - 88	W. SHEARGOLD	6	87
1988 - 89	*****	4*	80
1989 - 90	N. FORD	3*	68
1990 - 91	G. LANGLEY	4	76
1991 - 92	N. YOUNIS	4	66
1992 - 93	J. DUHIGG	4*	81
1993 - 94	W. SAUNDERS	7**	66
1994 - 95	B. STONE	5	99
1995 - 96	A. MITCHELL	5#	111**
1996 - 97	N. WILLOUGHBY	5	84



(*) Indicates the trophy was won on a countback (lowest batting average)
 (#) Indicates the trophy was won on a countback (a pair recorded)
 (**) Club Record



*Thinking of taking a
Holiday or a Business Trip
Overseas or Interstate?*

Then why not contact : CLUB SPONSOR

Kevin Wicks at:

ROYAL EXECUTIVE TRAVEL

**SUITE 3, LEVEL 2
46-48 YORK STREET, SYDNEY
PHONE: (61 2) 9262 2513
FAX: (61 2) 9262 2514**

For all your printing needs ...

**LETTERHEADS BUSINESS CARDS WITH COMPLIMENTS
FLYERS INVOICES RECEIPTS ORDER FORMS
DELIVERY DOCKETS REPORTS INVITATIONS
TICKETS TAGS DESIGN & ARTWORK SERVICE**

BAUSCH
P R I N T I N G

7 Amy Street, Regents Park NSW 2143
Tel: (02) 9644 2299 Fax: (02) 9644 2709