



Auburn District Cricket Club Inc.

ABN 44 587 371 782

58th Annual Report 2008 - 2009




David Tribolet Trophy

CLUB CHAMPIONS

2nd Consecutive Season

dooleys



***“Come in and see our
beautifully renovated club.”***



DOOLEYS
LIDCOMBE CATHOLIC CLUB

check out what's on at www.dooleys.com

DOOLEYS Church St, Lidcombe. Phone 8745 6100

Is gambling a problem for you? Call G-line (NSW) Counselling Service 1800 633 635.
DOOLEYS practices the Responsible Service of Alcohol.

NOVOSEL

Quality Furniture

Call Ned Novosel on 9725 3238 to see his vast range of exciting designs and quality fabrics for your new lounge suite. Have a loved lounge that you want recovered? Ned can do that too.



Head Office: 19 Skinner Ave, RIVERWOOD
Postal Address: PO Box 779 RIVERWOOD, NSW 2210
Telephone: (02) 8525 7650 Fax: (02) 9584 9315
E-mail: sales@actionbadges.com.au
Web: www.actionbadges.com.au
FREECALL: 1800 066 212



Captains toss in 2nd grade Final



Raoul Barbon
prowling in ones



Mike Potter
bowling



Muhammad
Emran



Marcus Lewis bowling action seq



Louis Hanna bowling sequence



Pete Bastow firing one down



Ben Donaldson cutting to the boundary



3rd grade brains trust



Threes take another wicket



Dimitri Papanis' Hat Trick Ball in 3rd grade Qualifying Final 21st March 2009



Jason Jewiss making a mess of some stumps



Jason Goleman off-drive



Raoul Barbon



Max La Brooy



Noel South &
Oli Bailey



Iain Cowan



Mitch Wakeford



Tom Wood



Peter Ananin



Oscar Bray



Mark Freeburn




Peter Abboud



Shan Rana Bowling



Daniel Johnson




Wayne

2008-2009 Shires Club Champions



Frank Gray Shield 2008-2009 Finalists



Shires 2nd grade 2008-2009 Finalists



Shires 3rd grade 2008-2009 Minor Premiers



1st grade observing a minute of silence for Victorian Bushfire victims



TABLE OF CONTENTS

HONOURS LIST	1
OFFICE BEARERS FOR SEASON 2008 - 09	2
EXECUTIVE OFFICE BEARERS SINCE CLUB FORMATION	3
PRESIDENT'S REPORT	4
SECRETARY'S REPORT	6
APPRECIATION ROLL	9
COMPETITION RESULTS AND POINTS TABLE 2008 - 09	10
ALL TEAM CAPTAINS SINCE INCEPTON 1951 - 1952	17
AWARD WINNERS 2008 - 09 SEASON	18
ADCC OUTSTANDING PERFORMANCES FOR 2008 - 09	23
1ST GRADE RESULTS & CAPTAIN'S REPORT	24
1ST GRADE AVERAGES AND STATISTICS	28
2ND GRADE RESULTS & CAPTAIN'S REPORT	33
2ND GRADE AVERAGES AND STATISTICS	37
3RD GRADE RESULTS & CAPTAIN'S REPORT	42
3RD GRADE AVERAGES AND STATISTICS	48
4TH GRADE RESULTS & CAPTAIN'S REPORT	53
4TH GRADE AVERAGES AND STATISTICS	56
5TH GRADE (TIM CREER CUP) RESULTS & CAPTAIN'S REPOF	61
5TH GRADE (TIM CREER CUP) AVERAGES AND STATISTICS	64
UNDER 24 MATCH RESULTS	71
UNDER 24 COMPETITION AVERAGES AND STATISTICS	74
COMBINED BATTING PERFORMANCES FOR 2008 - 09	77
COMBINED BOWLING PERFORMANCES FOR 2008 - 09	79
2008 - 09 PLAYER'S CAREER STATISTICS	77
PLAYERS 100 MATCH CLUB	85
DISTINGUISHED INDIVIDUAL SEASON PERFORMANCES	86
ALL PARTNERSHIPS IN EXCESS 150 RUNS	87
CENTURIES SCORED SINCE CLUB'S INCEPTION 1951- 52	88
SEVEN WICKETS IN AN INNINGS SINCE 1951 - 52	90
BATSMEN 1000 RUN CLUB	92
BOWLERS 100 WICKET CLUB	94
HIGHEST AND LOWEST TEAM SCORES	96
THE DUCK CLUB AWARD	98

A D C C HONOURS LIST

1952 - 1953	1ST GRADE	PREMIERS
1956 - 1957	1ST GRADE	MINOR PREMIERS
1961 - 1962	1ST GRADE	PREMIERS
1962 - 1963	1ST GRADE	PREMIERS
1962 - 1963	1ST GRADE	MINOR PREMIERS
1962 - 1963		CLUB CHAMPIONS
1963 - 1964	1ST GRADE	PREMIERS
1963 - 1964	1ST GRADE	MINOR PREMIERS
1973 - 1974	3RD GRADE	MINOR PREMIERS
1978 - 1979		CLUB CHAMPIONS
1980 - 1981	1ST GRADE	MINOR PREMIERS
1981 - 1982	3RD GRADE	MINOR PREMIERS
1984 - 1985	4TH GRADE	PREMIERS
1985 - 1986	2ND GRADE	PREMIERS
1985 - 1986	3RD GRADE	MINOR PREMIERS
1985 - 1986		CLUB CHAMPIONS
1986 - 1987	3RD GRADE	PREMIERS
1986 - 1987	3RD GRADE	MINOR PREMIERS
1988 - 1989	4TH GRADE	MINOR PREMIERS
1989 - 1990	1ST GRADE	PREMIERS
1995 - 1996	3RD GRADE	PREMIERS
1999 - 2000	3RD GRADE	PREMIERS
2001 - 2002	3RD GRADE	PREMIERS
2001 - 2002	5TH GRADE	MINOR PREMIERS
2003 - 2004	3RD GRADE	MINOR PREMIERS
2004 - 2005	5TH GRADE	PREMIERS
2005 - 2006	3RD GRADE	MINOR PREMIERS
2007 - 2008	2ND GRADE	MINOR PREMIERS
2007 - 2008		CLUB CHAMPIONS
2008 - 2009		CLUB CHAMPIONS
2008 - 2009	3RD GRADE	MINOR PREMIERS

OFFICE BEARERS FOR SEASON 2008 - 2009

<u>PATRONS:</u>	B. Perry MP, Councillor P.Curtin, Councillor C. Cassidy, R. Johnson, R. Hadley.
<u>PRESIDENT:</u>	P. Philipson
<u>SENIOR VICE PRESIDENT:</u>	R. Gentles
<u>VICE PRESIDENTS:</u>	R. Johnson, K. Collins, N. Ross, D. Rose, R. Hadley, M. McShane
<u>HONORARY SECRETARY:</u>	M. Wood
<u>ASSISTANT SECRETARY:</u>	M. Rouillon
<u>HONORARY TREASURER:</u>	M. Potter
<u>MANAGEMENT COMMITTEE:</u>	M. Kirwan, R. Barbon, P. Abboud, D. Papanis, S. Freeburn
<u>PROVISIONAL SELECTION COMMITTEE AND PRACTICE CAPTAINS:</u>	M. Wood, M. Kirwan, R. Barbon, M. Cotter, D. Burton.
<u>LIFE MEMBERS:</u>	G. Parry, D. Tribolet, A. Rudgeley, T. Suchy R. Johnson, W. Shepherd, R. Hadley, K. Collins, P. Percey, D. Noyes, R. Gentles, J.Ross, M. Cotter J. Whitford (*), T. Haggett (*), E. Howard (*), M. Wood, M. McShane, T. Ross, R. Eagar, J. Findlay S. Blomfield, D. Rose, J. Bell, N. Novosel
(*) Deceased	
<u>DELEGATES TO SCA :</u>	D. Rose, D. Burton (back up)
<u>CLUB STATISTICIAN</u>	T. Suchy

EXECUTIVE OFFICE BEARERS

SEASON	PRESIDENT	SENIOR VICE PRESIDENT	HONORARY SECRETARY	HONORARY TREASURER	ASSISTANT SECRETARY
1951-1952	A. Sinclair	L. McDonald	J. Whitford	R. Baker	Vacant
1952-1953	L. McDonald	Vacant	J. Whitford	S. H. Meier	Vacant
1953-1954	T. Haggett	D. Perkins	J. Whitford	S. H. Meier	Vacant
1954-1955	T. Haggett	D. Perkins	J. Whitford	A. Ingleby	Vacant
1955-1956	T. Haggett	D. Perkins	J. Whitford	A. Ingleby	Vacant
1956-1957	T. Haggett	D. Perkins	J. Whitford	A. Ingleby	Vacant
1957-1958	T. Haggett	D. Perkins	J. Whitford	A. Ingleby	Vacant
1958-1959	T. Haggett	D. Perkins	J. Whitford	A. Ingleby	Vacant
1959-1960	T. Haggett	C. Kerslake	G. Parry	A. Ingleby/E. Burgin	H. Harrison
1960-1961	T. Haggett	C. Kerslake	G. Parry	D. Woodward	N. Day
1961-1962	T. Haggett	C. Kerslake	G. Parry	D. Woodward	J. Skinner
1962-1963	T. Haggett	C. Kerslake	G. Parry	D.W'ward/K.Griffiths	J. Skinner
1963-1964	T. Haggett	C. Kerslake	G. Parry	K. Griffiths	R. Hall
1964-1965	T. Haggett	W. Ingleby	G. Parry	K. Griffiths	R. Hall
1965-1966	T. Haggett	H. Griffiths	G. Parry	K. Griffiths	H. Harrison
1966-1967	T. Haggett	H. Griffiths	G. Parry	P. Perkins	H. Harrison
1967-1968	T. Haggett	G. Parry	J. Scorgie	P. Perkins	D. Tribolet
1968-1969	T. Haggett	G. Parry	J.Scorgie/D.Tribolet	P. Perkins	D. Tribolet
1969-1970	T. Haggett	G. Parry	D. Tribolet	P. Perkins	P. Perkins
1970-1971	T. Haggett	G. Parry	D. Tribolet	P. Perkins	A. Rudgley
1971-1972	G. Parry	T. Haggett	D. Tribolet	P. Mooney	A. Rudgley
1972-1973	G. Parry	T. Haggett	D. Tribolet	P. Mooney	J. Ross
1973-1974	G. Parry	A. Rudgely	J. Ross	P. Mooney	T. Suchy
1974-1975	A. Rudgely	G. Parry	J. Ross	T. Suchy	D. Tribolet
1975-1976	A. Rudgely	G. Parry	J. Ross	T. Suchy	D. Tribolet
1976-1977	A. Rudgely	G. Parry	D. Tribolet	T. Suchy	D. Veigel
1977-1978	D. Tribolet	G. Parry	D. Veigel	T. Suchy	A. Smee
1978-1979	D. Tribolet	G. Parry	D. Veigel	T. Suchy	R. Gentles
1979-1980	D. Tribolet	G. Parry	D. Veigel	T. Suchy	R. Gentles
1980-1981	D. Tribolet	G. Parry	D. Veigel	T. Suchy	R. Gentles
1981-1982	D. Tribolet	G. Parry	D. Veigel	T. Suchy	L. Rees
1982-1983	D. Tribolet	G. Parry	A. Smee	A. Smee	K. Collins
1983-1984	D. Tribolet	G. Parry	S. Blomfield	T. Suchy	K. Collins
1984-1985	D. Tribolet	G. Parry	S. Blomfield	T. Suchy	K. Collins
1985-1986	D. Tribolet	G. Parry	S. Blomfield	J. Ross	K. Collins
1986-1987	D. Tribolet	G. Parry	S. Blomfield	G. Guthrie	K. Collins
1987-1988	D. Tribolet	G. Parry	S. Blomfield	G. Guthrie	K. Collins
1988-1989	D. Tribolet	G. Parry	G. Bird	D. Adams	S. Blomfield
1989-1990	D. Tribolet	G. Parry	G. Bird	D. Adams	K. Collins
1990-1991	D. Tribolet	G. Parry	M. Wood	D. Adams/J. Davino	K. Collins
1991-1992	D. Tribolet	G. Parry	M. Wood	J. Davino	B. White
1992-1993	D. Tribolet	G. Parry	M. Wood	T. Suchy	V. Connor
1993-1994	D. Tribolet	G. Parry	M. Wood	D. O'Brien	V. Connor
1994-1995	R. Hadley	D. Tribolet	M. Wood	D. O'Brien	C. Masterson
1995-1996	D. Tribolet	T. Suchy	M. Wood	R. Hadley	D. O'Brien
1996-1997	D. Tribolet	T. Suchy	M. Wood	G. Kearns/K. Carr	K.Carr/S.Percival
1997-1998	D. Tribolet	T. Suchy	M. Wood	K. Wicks	M. Rouillon
1998-1999	M. Rouillon	T. Suchy	M. Wood	N. Willoughby	J. Dowling
1999-2000	M. Rouillon	M. Holmes	M. Wood	C. Treloar	D. Rose
2000-2001	M. Rouillon	M. Holmes	M. Wood	C. Treloar	D. Rose
2001-2002	M. Rouillon	M. Holmes	M. Wood	C. Treloar	D. Rose
2002-2003	P. Philipson	D. Rose	M. Wood	C. Treloar	M. Potter
2003-2004	P. Philipson	D. Rose	M. Wood	C. Treloar	M. Potter
2004-2005	P. Philipson	J.Dowling	M. Wood	C. Treloar	M. Potter
2005-2006	J. Findlay	D. Tribolet	M. Wood	M. Potter	M. Rouillon
2006-2007	P. Philipson	D. Tribolet	M. Wood	C. Treloar	M. Rouillon
2007-2008	P. Philipson	M. Rouillon	M. Wood	C. Treloar	M. Potter
2008-2009	P. Philipson	R. Gentles	M. Wood	M. Potter	M. Potter

PRESIDENT'S REPORT

Winning our 4th Club Championship in the 2007-8 season after a gap of 22 years was a very special achievement. To win our next back to back lifted our club to a new level of performance and respect in the Shires competition. To everyone who contributed to this achievement, congratulations on winning, for the 5th time, the David Tribolet Club Championship Trophy.

I believe winning consecutive club championships was due to excellent performance at all levels. Having the right people on and off the field.

A number of factors influenced our success. It is my pleasure to acknowledge and thank the people who contributed to this special outcome. First and foremost our on field teams who produced results across the grades which took us into the final round with a substantial and winning lead.

Our Captains, Jason Coleman, Raoul Barbon Daniel Burton, John Aitken and Shane Cook provided the leadership and personal abilities necessary for success, re-enforcing the belief a good captain is essential for a team to be successful.

Our teams which consisted of a mix of youth, experience, new and long term players demonstrated a will to win and also to enjoy playing for Auburn. Congratulations to all the teams for their performance. In particular 2nd grade and Frank Gray U24 for reaching the Finals, and 3rd grade for finishing Minor Premiers.

Whilst there were many outstanding player performances, which are well highlighted in the captains reports, the team work, spirit and comradery played a significant part. The influence of teamwork cannot be overstated. There were many teams in the competition with good players who did not win the club championship.

Coaching was a critical element during the season. One important key to success is self confidence, an important key to self confidence is preparation. The appointment of Alex Murphy as Club Coach played a most important role. Alex demonstrated sound coaching skills and effective communications resulting in improvement and success on the field.

Management of the club was once again in very good hands. The management committee was enhanced by new members from the player ranks. Shawn Freeburn, Michael Kirwan and Dimitri Papanis. The management group worked hard to support the playing teams by maintaining an environment based on the principles of achievement and enjoyment and the effective and efficient running of the club. A very positive development in club management was in the finance area, Treasurer, Michael Potter, Ned Novosel and Michael Wood worked together with good planning and management which improved our financial outcomes.

A vital factor in our success and one which gave us an edge over other clubs was our playing fields and wickets at Mona Park and Princess Park. Regardless of weather conditions we were provided superior playing conditions the envy of other teams. Our thanks to Brian O'Connor, Glenn Hudson and Trevor Charleston for all their effort.

Financial security provided by our sponsors was an underlying factor in the growth and development of the club. The support from our major sponsor Dooleys, Lidcombe Catholic Club continued to provide tangible and special benefits. We are indebted to President Chris Cassidy and the board for their support and look forward to our continued association. We were also most fortunate to have the continued sponsorship from Roxanne Furniture through Ned Novosel and Ted Suchy's company Perfection Badges.

We were again privileged to have Barbara Perry the State Member for Auburn and Minister for Local Government as our patron. We were strengthened by Barbara's willingness to provide good counsel and support.

Whilst many people influenced our achievements, special acknowledgement for their contribution goes to Michael Wood for his untiring work in all factors of the club. Ned Novosel for his business acumen and personal efforts in enhancing the reputation of the club, Peter Abboud for his continued and valued work as Grounds Manager and Marc Rouillon for his efforts in the difficult area of fund raising.

Choosing the CLUB MAN of the Year from the many wonderful contributions made during the season brings into sharp focus the criteria for this award.

The Clubman of the Year is an award which recognises commitment to the club through a willingness to contribute at a number of levels. It exemplifies the true volunteer who serves whether the task is big or small, with or without recognition.

The Clubman of the Year for this season is Michael Potter, who in addition to filling the criteria has through his abilities, skills and positive attitude served the club very well as Treasurer, Committee member and Player. Michael is a well respected and valued member of the club and worthy recipient of the award.

In closing this report as the accolades still shine brightly we should use our success as motivation and impetus to strive for even greater achievements in the future.

Thanks again to all who were part of this special time and best wishes for the coming season.

Peter Philipson
PRESIDENT

SECRETARY' REPORT

It goes without saying that the highlight of season was winning the Club Championship for the second consecutive season. Bringing the Dave Tribolet Club Championship Trophy home again to Auburn is something that everyone involved in the club can be extremely proud of, as it is without doubt one of the most prestigious and sought after trophies in the Shires Competition.

The success of the club in winning the Club Championship for the past two consecutive seasons was the culmination of a lot hard work and planning over a number of seasons.

After winning the Club Championship in 2007/08 it would have been easy for the players not to be as focussed on achieving the double and winning it again in 2008/09. However, this was not the case with everyone showing great passion and determination to prove that last seasons success was not a one off occurrence, which was evidenced by the club winning the 2008/09 Club Championship by a margin of 218 points from its nearest rival Lindfield.

After loosing some key 1st Grade players prior to the start of the season, the club was able to entice former Auburn player Jason Coleman to return to the club and take on the role of Captain of 1st Grade. Jason is a very experienced and talented cricketer, who has played 1st Grade with Parramatta DCC and has also spent a number of years playing the Australian off season in England. Along with Jason the club was also fortunate to obtain the services of Marcus Lewis, a quality left arm seam bowler and two very good talented all rounders in Daniel Johnson and Louis Hanna.

The club also secured Alex Murphy, former Parramatta DCC 1st Grade opening bat as Club Coach for the season. Alex made a quick impression with his individual skills coaching and practice structure proving to be very popular with attendance at training sessions being the best that they have been in a number of years.

The club had tremendous depths throughout the grades, with a number of extremely talented younger players performing exceptionally well. Whilst all teams performed well, the efforts of 2nd Grade & Frank Gray Shield teams to reach the Finals and 3rd Grade in being Minor Premiers is worthy of special mention.

It was pleasing to see club stalwart and one of the true gentlemen of the game, Peter Bastow win the George Parry Player of the Year Award for 2008/09. It was a just reward for Peter who had an exceptional season taking 41 wickets with his medium pace seamers and for a player who is one of the most respected and competitive cricketers in the club.

There is no doubt that there are a number of factors which contribute to a club being successful, not the least is to have players perform at a consistent standard on the field throughout all grades. Whilst this is an important element of being a successful cricket club, another key aspect of the success of the Auburn club is the environment created

at the club, which enables players from a variety of ethnic backgrounds to feel welcome and comfortable in being a part of the club.

Another key ingredient for a successful club is financial stability, particularly with the current economic climate making it very difficult for clubs to secure new and maintain existing sponsors. In that regards Auburn is very appreciative of the long term sponsorship that the club has with a Dooleys Lidcombe Catholic Club and for the support provided by Dooleys's President, Chris Cassidy and the Board of Directors.

The club is privileged to have Local State Member for Auburn and Minister for Local Government, Barbara Perry continued her involvement with the club by once again accepting the position of Club Patron for the 2008/09 season.

The support and assistance provided to the club by the Auburn Council in relation to the upkeep and maintenance of the club's three home grounds allows the club to have three of the best grounds in Shires cricket and the club looks forward to working with the Council to further improve the grounds in the future.

The club's three home grounds George Parry Oval, Dave Tribolet Oval and Princes Park continue to be amongst the best in the competition due to the hard work and dedication of the ground staff, Brian O'Connor, Glenn Hudson (Mona Park) and Trevor Charleston (Princes Park).

I would like to give a special thank you to Graham Wilson, a former groundsman at Mona Park who has left Auburn Council to work at Blacktown Council. Graham spent a number of years as a groundsman at Mona Park and his personal contribution to making George Parry & Dave Tribolet Ovals the high quality grounds that they are today cannot be measured. Thanks Graham and good luck for the future.

The club was once again fortunate to have a number of people who contribute in a number of various ways in making Auburn such a successful club both on and off the field, such as Peter Philipson, Ned Novosel, Ted Suchy, Peter Abboud, Mike Potter, Dave Tribolet, Ray Gentles.

There are a lot of very talented young players in the club who have the potential to make it all the way to 1st Grade if they continue to work hard on developing their individual skills, retain a good level head and maintain a positive attitude.

When a club has a lot of depth in all grades it can be difficult for players to break through into higher grades, however, it should always be remembered that if you put in the hard yards at training and produce consistent performances the rewards will eventually come, you just need to make sure that you grab any opportunity that presents itself to you.

I look forward to 2009/10 season being another successful one for the club.

Mike Wood
Hon. Secretary

MANAGEMENT COMMITTEE MEETINGS ATTENDANCE RECORD FOR 2008/09
--

During the season the Management Committee met on 8 occasions. Attendance details are:

<u>NAME</u>	<u>TITLE</u>	<u>ATTENDED</u>
Peter PHILIPSON	President	7
Ray GENTLES	Senior Vice President	8
Michael WOOD	Secretary	8
Michael POTTER	Treasurer	6
Marc ROUILLON	Assistant Secretary	7
Raoul BARBON	Committee	8
Michael KIRWAN	Committee	7
Peter ABOUD	Committee/Grounds Manager	5
Damitri PAPANIS	Committee	7
Shawn FREEBURN	Committee	8
Don ROSE	Vice President/Life Member	5
Ned NOVOSEL	Vice President/Life Member	7
Dave TRIBOLET	Life Member	5
Mark COTTER	Life Member	6

- Ron Wright, Secretary, Parramatta D.C.C attended meetings as the representative of the Parramatta D.C.C. in accordance with the Memorandum of Understanding signed between Auburn D.C.C. and Parramatta D.C.C.
- Dave Tribolet, Ned Novosel, Don Rose and Mark Cotter whilst not elected at the AGM as Management Committee members were entitled to attend meetings in accordance with their status as Life Members.
- Don Rose as Club Delegate to the SCA was required to attend meeting SCA meetings which sometimes clashed with Management Committee meetings.

APPRECIATION ROLL

The Club would like to thank the following Sponsors and Organisations for their support during the 2008/09 season:

- ❖ **DOOLEYS LIDCOMBE CATHOLIC CLUB**
- ❖ **AUBURN COUNCIL**
- ❖ **PERFECTION GROUP INTERNATIONAL (Ted Suchy)**
- ❖ **ROXARNE FURNITURE (Ned Novosel)**

Special thanks are extended to the following individuals:

- **Barbara Perry, MP, Member for Auburn**
- **Chris Cassidy, President, Dooleys Lidcombe Catholic Club**
- **Councillor Patrick Curtin, Auburn Council**
- **Mark Naudi, Supervisor Parks and Gardens, Auburn Council**
- **Brian O'Connor and Glenn Hudson, groundsmen at George Parry Oval & Dave Tribolet Oval, Mona Park & to Trevor Charleston, groundsman at Princes Park**
- **Special thanks to Graham Wilson, former groundsman for all his work over the years, who has now left to take up a position with Blacktown Council.**
- **Ted Suchy, for maintaining the Club's statistics and for compiling and producing the masters for printing of the Annual Report and sponsorship – Perfection Badges.**
- **Peter Abboud and Michael Potter for their on going assistance and willingness to do anything asked of them.**
- **Ned Novosel for his on going commitment to the club, in particular for his sponsorship and running 'Ned's Kitchen' at Mona Park and sponsorship - Roxarne.**
- **Don Rose for his hard work in maintaining the club's website and performing the role of Delegate for the club at the SCA meetings.**
- **Ron Wright, Secretary, Parramatta D.C.C. for his assistance and hard work in ensuring the MOU between the two clubs remains strong.**
- **Peter Friend, President & Stephen Blomfield, Secretary of the Sydney Shires Umpires Association for all the hard work that Stephen puts in and to all umpires for helping to make Shires such an excellent competition.**
- **John Aitken for his valuable contribution at club practice and for conducting fielding drills at training.**
- **Alex Murphy, Club Coach who in his first season brought a new zest and enthusiasm to training.**
- **Rod Miller for always being willing to give a hand without being asked.**

COMPETITION RESULTS

PREMIERS

1ST GRADE	SOUTH SYDNEY
2ND GRADE	BURWOOD
3RD GRADE	GEORGES RIVER
4TH GRADE	BURWOOD
TIM CREER CUP	GEORGES RIVER
FRANK GRAY	STRATHFIELD

THE "DAVE TRIBOLET" CLUB CHAMPIONSHIP TROPHY

	1ST	2ND	3RD	4TH	FRANK	TOTAL
	GRADE	GRADE	GRADE	GRADE	GREY	
1ST	AUBURN					1304
2ND	LINDFIELD					1086
3RD	BURWOOD					1078
4TH	PENNANT HILLS					1052
5TH	STRATHFIELD					990
6TH	WARRINGAH					906
7TH	GEORGES RIVER		NOT AVAILABLE			796
8TH	EPPING					742
9TH	NORTH WEST SYDNEY					730
10TH	LANE COVE					729
11TH	SOUTH SYDNEY					655
12TH	MACQUARIE UNI					592
13TH	ROSEVILLE					509
14TH	SOUTHERN DISTRICTS					376

** Tim Creer Cup not included in club championship by the S.C.A

COMPETITION FINAL POINTS TABLES 2008 - 09

FIRST GRADE POINTS

	<u>CLUB</u>	<u>PTS</u>
1ST	Pennant Hills	85
2ND	South Sydney	61
3RD	Strathfield	56
4TH	Lindfield	50
5TH	Epping	49
6TH	North West Sydney	49

SECOND GRADE POINTS

	<u>CLUB</u>	<u>PTS</u>
1ST	Lindfield	80
2ND	Pennant Hills	69
3RD	Auburn	60
4TH	Burwood	53
5TH	Georges River	48
6TH	Strathfield	42

7TH	Auburn	43
8TH	Warringah	34
9TH	Macquarie Uni	33
10TH	Lane Cove	32
11TH	Burwood	30
12TH	Southern Districts	20
13TH	Roseville	12
14TH	Georges River	10

7TH	Roseville	38
8TH	Warringah	37
9TH	Lane Cove	33
10TH	North West Sydney	25
11TH	Epping	24
12TH	South Sydney	24
13TH	Macquarie Uni	6
14TH	Southern Districts	6

THIRD GRADE POINTS

	<u>CLUB</u>	<u>PTS</u>
1ST	Auburn	85
2ND	Georges River	69
3RD	Burwood	66
4TH	Warringah	60
5TH	Lane Cove	51
6TH	North West Sydney	50

FOURTH GRADE POINTS

	<u>CLUB</u>	<u>PTS</u>
1ST	Macquarie Uni	80
2ND	Burwood	75
3RD	Auburn	74
4TH	Lindfield	54
5TH	Warringah	47
6TH	Georges River	44

7TH	Strathfield	49
8TH	Lindfield	42
9TH	Epping	31
10TH	Pennant Hills	26
11TH	Macquarie Uni	18
12TH	Southern Districts	16
13TH	Roseville	13
14TH	South Sydney	13

7TH	Lane Cove	40
8TH	South Sydney	39
9TH	North West Sydney	37
10TH	Roseville	37
11TH	Epping	28
12TH	Pennant Hills	11
13TH	Southern Districts	6
14TH	Strathfield	0

COMPETITION FINAL POINTS TABLES 2008 - 09**TIM CREER CUP**

	<u>CLUB</u>	<u>PTS</u>
1ST	Georges River	82
2ND	Lindfield Blue	72
3RD	Auburn	67
4TH	Lindfield Gold	56
<hr/>		
5TH	South Sydney	52
6TH	Lane Cove	46
7TH	Macquarie Uni	44
8TH	Roseville	39
9TH	Burwood	39
10th	Epping	32

FRANK GREY SHIELD (U/24)

	<u>CLUB</u>	<u>PTS</u>
1ST	Auburn	36
2ND	Strathfield	30
3RD	Warringah	30
4TH	Burwood	24
5TH	Epping	18
6TH	Southern Districts	18
<hr/>		
7TH	Georges River	18
8TH	Roseville	12
9TH	Pennant Hills	12
10TH	Lindfield	12
11TH	Macquarie Uni	12
12TH	Lane Cove	12
13TH	South Sydney	0
14TH	North West Sydney	0

MUNICIPAL AND SHIRES COMPETITION WINNERS

1ST AND 2ND GRADE WINNERS SINCE CLUB'S INCEPTION IN 1951-1952

<u>SEASON</u>	<u>1ST GRADE ('A' DIV)</u>	<u>2ND GRADE ('B' DIV)</u>
1951 - 52	BURWOOD	LINDFIELD
1952 - 53	LINDFIELD	BURWOOD
1953 - 54	AUBURN	LINDFIELD
1954 - 55	PENNANT HILLS	BURWOOD
1955 - 56	BURWOOD	BURWOOD
1956 - 57 *	RYDE	SUTHERLAND
1957 - 58	EPPING	EPPING
1958 - 59	EPPING	BEXLEY
1959 - 60	CANTERBURY	PENNANT HILLS
1960 - 61	PENNANT HILLS	LANE COVE
1961 - 62	AUBURN	PENNANT HILLS
1962 - 63 *	AUBURN	LANE COVE
1963 - 64 *	AUBURN	UNIVERSITY NSW
1964 - 65	UNIVERSITY NSW	BURWOOD
1965 - 66	UNIVERSITY NSW	EPPING
1966 - 67	ROSEVILLE	UNIVERSITY NSW
1967 - 68	UNIVERSITY NSW	UNIVERSITY NSW
1968 - 69	ROSEVILLE	LANE COVE
1969 - 70	WENTWORTHVILLE	LANE COVE
1970 - 71	UNIVERSITY NSW	EPPING
1971 - 72	UNIVERSITY NSW	BURWOOD
1972 - 73	WENTWORTHVILLE	BURWOOD
1973 - 74	EPPING	WENTWORTHVILLE
1974 - 75	EPPING	EPPING
1975 - 76	CANTERBURY	EPPING
1976 - 77	LINDFIELD	CANTERBURY
1977 - 78	LINDFIELD	WENTWORTHVILLE
1978 - 79 *	WENTWORTHVILLE	MACQUARIE UNI
1979 - 80	EPPING	EPPING
1980 - 81 *	BURWOOD	EPPING
1981 - 82	WENTWORTHVILLE	EPPING
1982 - 83	LINDFIELD	BURWOOD
1983 - 84	WENTWORTHVILLE	EPPING
1984 - 85	BURWOOD	CANTERBURY
1985 - 86 *	EPPING	AUBURN
1986 - 87	WENTWORTHVILLE	WENTWORTHVILLE
1987 - 88	WENTWORTHVILLE	ROSEVILLE
1988 - 89	WARRINGAH	LANE COVE
1989 - 90	AUBURN	BURWOOD
1990 - 91	ROSEVILLE	WENTWORTHVILLE
1991 - 92	LINDFIELD	LINDFIELD
1992 - 93	LINDFIELD	MACQUARIE UNI
1993 - 94	LINDFIELD	BURWOOD
1994 - 95	CANTERBURY	LINDFIELD
1995 - 96	MACQUARIE UNI	BURWOOD
1996 - 97	STH. EAST SYDNEY	BLACKTOWN
1997 - 98	BLACKTOWN	STH. EAST SYDNEY
1998 - 99	BURWOOD	WARRINGAH
1999 - 00	BURWOOD	SOUTH SYDNEY
2000 - 01	SOUTH SYDNEY	WARRINGAH
2001 - 02	LINDFIELD	WARRINGAH
2002 - 03	STRATHFIELD	BURWOOD
2003 - 04	STRATHFIELD	WARRINGAH
2004 - 05	STRATHFIELD	HOLROYD-HILLS
2005 - 06	BURWOOD	LANE COVE
2006 - 07	SOUTH SYDNEY	BURWOOD
2007 - 08*	PENNANT HILLS	ROSEVILLE
2008 - 09*	SOUTH SYDNEY	BURWOOD

1956 - 57 *	AUBURN	1ST GRADE	MINOR PREMIERS
1962 - 63 *	AUBURN	1ST GRADE	MINOR PREMIERS
1962 - 63 *	AUBURN		CLUB CHAMPIONS
1963 - 64 *	AUBURN	1ST GRADE	MINOR PREMIERS
1978 - 79 *	AUBURN		CLUB CHAMPIONS
1980 - 81 *	AUBURN	1ST GRADE	MINOR PREMIERS
1985 - 86 *	AUBURN		CLUB CHAMPIONS
2007 - 08 *	AUBURN		CLUB CHAMPIONS
2007 - 08 *	AUBURN	2ND GRADE	MINOR PREMIERS
2008 - 09*	AUBURN		CLUB CHAMPIONS

MUNICIPAL AND SHIRES COMPETITION WINNERS
3RD AND 4TH GRADE WINNERS SINCE INCEPTION IN 1964 (3RD) AND 1982 (4TH)

TIM CREER CUP
SINCE 2007 - 2008

<u>SEASON</u>	<u>3RD GRADE ('C' DIV)</u>	<u>4TH GRADE ('D' DIV)</u>	<u>5TH GRADE</u>
1964 - 65	SUTHERLAND	-	-
1965 - 66	BALMAIN	-	-
1966 - 67	BANKSTOWN	-	-
1967 - 68	WENTWORTHVILLE	-	-
1968 - 69	SOUTHERN DIST.	-	-
1969 - 70	LANE COVE & CANTERBURY	-	-
1970 - 71	LANE COVE	-	-
1971 - 72	MACQUARIE UNI	-	-
1972 - 73	MACQUARIE UNI	-	-
1973 - 74 *	LANE COVE	-	-
1974 - 75	EPPING	-	-
1975 - 76	EPPING	-	-
1976 - 77	EPPING	-	-
1977 - 78	EPPING	-	-
1978 - 79	MACQUARIE UNI	-	-
1979 - 80	EPPING	-	-
1980 - 81	BURWOOD	-	-
1981 - 82 *	EPPING	-	-
1982 - 83	CANTERBURY	STRATHFIELD	-
1983 - 84	STRATHFIELD	EPPING	-
1984 - 85	EPPING	AUBURN	-
1985 - 86 *	EPPING	BURWOOD	-
1986 - 87 *	AUBURN	SYDNEY UNI	-
1987 - 88	WARRINGAH	SYDNEY UNI	-
1988 - 89 *	BEXLEY	WENTWORTHVILLE	-
1989 - 90	WENTWORTHVILLE	BURWOOD	-
1990 - 91	ROSEVILLE	WARRINGAH	-
1991 - 92	WARRINGAH	ROSEVILLE	-
1992 - 93	WENTWORTHVILLE	BAULKHAM HILLS	-
1993 - 94	BURWOOD	MACQUARIE UNI	-
1994 - 95	MACQUARIE UNI	STRATHFIELD	-
1995 - 96	AUBURN	BEXLEY	-
1996 - 97	PENNANT HILLS	WARRINGAH	-
1997 - 98	WARRINGAH	BURWOOD	-
1998 - 99	BURWOOD	HILLS SHIRE	MACCABI
1999 - 00	AUBURN	BURWOOD	SYDNEY UNI
2000 - 01	PENNANT HILLS	BURWOOD	NORTH SYDNEY
2001 - 02*	AUBURN	BLACKTOWN	MACCABI
2002 - 03	SOUTH SYDNEY	SOUTH SYDNEY	BURWOOD
2003 - 04	BURWOOD	SOUTH SYDNEY	SOUTH SYDNEY
2004 - 05	BURWOOD	SOUTH SYDNEY	AUBURN
2005 - 06*	BURWOOD	MACQUARIE UNI	GORDON COLTS
2006 - 07	BURWOOD	SOUTH SYDNEY	SOUTH SYDNEY
2007 - 08	WARRINGAH	MACQUARIE UNI	BURWOOD
2008 - 09*	GEORGES RIVER	BURWOOD	GEORGES RIVER

1973 - 74 *	AUBURN	3RD GRADE	MINOR PREMIERS
1981 - 82 *	AUBURN	3RD GRADE	MINOR PREMIERS
1985 - 86 *	AUBURN	3RD GRADE	MINOR PREMIERS
1986 - 87 *	AUBURN	3RD GRADE	MINOR PREMIERS
1988 - 89 *	AUBURN	4TH GRADE	MINOR PREMIERS
2001 - 02 *	AUBURN	5TH GRADE	MINOR PREMIERS
2003 - 04 *	AUBURN	3RD GRADE	MINOR PREMIERS
2005 - 06 *	AUBURN	3RD GRADE	MINOR PREMIERS
2008 - 09*	AUBURN	3RD GRADE	MINOR PREMIERS

POSITION ON FINAL POINTS TABLE SINCE INCEPTION 1951 - 52

<u>SEASON</u>	<u>1ST (A)</u>	<u>2ND (B)</u>	<u>3RD (C)</u>	<u>4TH (D)</u>	<u>FRANK G</u>	<u>CLUB</u> <u>CHAMPIONSHIP</u>	<u>5TH</u> <u>Tim Creer Cup</u>
1951 - 52	3	-	-	-	-	-	-
1952 - 53	6	-	-	-	-	-	-
1953 - 54	PREMIERS	-	-	-	-	-	-
1954 - 55	2	8	-	-	-	-	-
1955 - 56	3	9	-	-	-	-	-
1956 - 57	3*	10	-	-	-	-	-
1957 - 58	2	9	-	-	-	3	-
1958 - 59	4	11	-	-	-	5	-
1959 - 60	3	11	-	-	-	4	-
1960 - 61	7	9	-	-	-	8	-
1961 - 62	PREMIERS	7	-	-	-	3	-
1962 - 63	PREMIERS*	11	-	-	-	WINNERS	-
1963 - 64	PREMIERS*	4	-	-	-	2	-
1964 - 65	2	7	2	-	-	5	-
1965 - 66	2	6	5	-	-	3	-
1966 - 67	10	8	6	-	-	9	-
1967 - 68	10	5	12	-	-	10	-
1968 - 69	8	4	11	-	-	8	-
1969 - 70	11	9	9	-	-	11	-
1970 - 71	9	3	11	-	-	6	-
1971 - 72	4	5	2	-	-	5	-
1972 - 73	3	7	9	-	-	6	-
1973 - 74	3	7	3*	-	-	3	-
1974 - 75	6	9	2	-	-	8	-
1975 - 76	9	6	3	-	-	7	-
1976 - 77	3	9	5	-	-	6	-
1977 - 78	6	6	2	-	-	5	-
1978 - 79	4	2	-	-	-	WINNERS	-
1979 - 80	3	6	-	-	-	3	-
1980 - 81	2*	8	8	-	-	3	-
1981 - 82	7	3	2*	-	-	5	-
1982 - 83	5	4	5	5	-	5	-
1983 - 84	4	5	9	5	-	6	-
1984 - 85	5	3	5	PREMIERS	-	2	-
1985 - 86	3	PREMIERS	2*	4	-	WINNERS	-
1986 - 87	13	9	PREMIERS*	13	-	8	-
1987 - 88	11	10	5	4	-	7	-
1988 - 89	12	6	6	3*	-	6	-
1989 - 90	PREMIERS	2	4	5	-	3	-
1990 - 91	5	2	13	4	-	6	-
1991 - 92	9	10	10	10	-	8	-
1992 - 93	10	14	14	12	-	11	-
1993 - 94	12	6	9	6	-	10	-
1994 - 95	13	12	12	16	-	15	-
1995 - 96	15	10	PREMIERS	13	-	10	-
1996 - 97	13	15	5	9	-	13	-
1997 - 98	10	11	13	14	-	13	-
1998 - 99	11	12	5	9	-	9	10
1999 - 00	12	15	PREMIERS	5	13	11	9
2000 - 01	12	2	3	6	1*	4	4
2001 - 02	14	14	PREMIERS	7	12	11	1*
2002 - 03	2	8	9	6	4	4	7
2003 - 04	2	9	1*	6	5	3	7
2004 - 05	5	11	7	7	3	6	PREMIERS
2005 - 06	6	4	1*	3	6	5	6
2006 - 07	6	5	6	5	4	4	5
2007 - 08	5	1*	7	2	5	WINNERS	4
2008 - 09	7	3	1*	3	2	WINNERS	3

* Indicates **MINOR PREMIERS**

N.B. Team Not Entered In 3rd Grade In 1978-79 and 1979-80

N.B. 16 Teams Entered In Competition In 1994 - 95

N.B. 15 Teams Entered In Competition In 1997 - 98

N.B. Tim Creer Cup is not included in club championship by S.C.A.

N.B. Metro Cup replaced by Tim Creer Cup

AUBURN DISTRICT CRICKET CLUB HONOURS LIST
ALL TEAM CAPTAINS SINCE INCEPTION 1951 - 1952

<u>SEASON</u>	<u>1ST GRADE (A)</u>	<u>2ND GRADE (B)</u>	<u>3RD GRADE (C)</u>	<u>4TH GRADE (D)</u>	<u>TIM CREER CUP</u>
1951 - 52	D. PERKINS	-	-	-	-
1952-53	D. PERKINS **	-	-	-	-
1953 - 54	D. PERKINS	-	-	-	-
1954-55	M. PARRY *	J. SKINNER	-	-	-
1955 - 56	G. PARRY	J. UREN	-	-	-
1956 - 57	D. PERKINS	J. UREN	-	-	-
1957-58	D. PERKINS *	C. KERSLAKE	-	-	-
1958 - 59	H. HARRISON	J. LAWTON	-	-	-
1959 - 60	D. PERKINS	J. LAWTON	-	-	-
1960 - 61	G. PARRY	D. WOODWARD	-	-	-
1961-62	G. PARRY **	D. WOODWARD	-	-	-
1962-63	G. PARRY **	D. TRIBOLET	-	-	-
1963-64	G. PARRY **	L. HOWARD	P. JAMES	-	-
1964-65	R. HALL *	K. GRIFFITHS	D. TRIBOLET *	-	-
1965-66	G. PARRY *	D. TRIBOLET	P. BAMBURY	-	-
1966 - 67	R. HALL	J. SCORGIE	D. TRIBOLET	-	-
1967 - 68	L. MARKS	D. TRIBOLET	M. McSHANE	-	-
1968 - 69	L. MARKS	D. TRIBOLET	M. McSHANE	-	-
1969 - 70	L. MARKS	D. TRIBOLET	M. McSHANE	-	-
1970 - 71	A. RUDGLEY	D. TRIBOLET	M. McSHANE	-	-
1971-72	H. HARRISON	D. TRIBOLET	K. GOUGH *	-	-
1972 - 73	H. HARRISON	D. TRIBOLET	P. MOONEY	-	-
1973 - 74	J. ROSS	B. MOORE	P. MOONEY	-	-
1974-75	J. ROSS	A. RUDGLEY	D. TRIBOLET *	-	-
1975 - 76	R. JOHNSON	P. PERCEY	G. WADE	-	-
1976 - 77	J. FINDLAY	P. PERCEY	D. TRIBOLET	-	-
1977-78	J. FINDLAY	P. PERCEY	D. TRIBOLET *	-	-
1978 - 79	J. FINDLAY	D. TRIBOLET	-	-	-
1979 - 80	J. ROSS	D. TRIBOLET	-	-	-
1980-81	J. ROSS *	D. TRIBOLET	P. FINCH	-	-
1981 - 82	J. ROSS	D. TRIBOLET	P. PERCEY	-	-
1982 - 83	K. COLLINS	D. VEIGAL	D. TRIBOLET	G. WADE	-
1983-84	J. ROSS	D. VEIGAL	P. PERCEY *	W. SHEPHERD	-
1984-85	J. ROSS	A. SMEE	D. TRIBOLET	W. SHEPHERD **	-
1985-86	D. HARVEY	D. NOYES **	W. MARSHALL	W. SHEPHERD	-
1986-87	R. WILEY	D. NOYES	W. SHEPHERD **	S. BLOMFIELD	-
1987 - 88	R. WILEY	T. SUCHY	W. SHEPHERD	P. PERCEY	-
1988 - 89	B. TRIBOLET	T. SUCHY	J. WALSH	S. BLOMFIELD	-
1989-90	T. WOOD **	K. COLLINS *	R. GENTLES	T. LEBRETON	-
1990-91	T. WOOD	J. DAVINO *	G. LANGLEY	W. SHEPHERD	-
1991 - 92	T. WOOD	J. DAVINO	T. SUCHY	S. BLOMFIELD	-
1992 - 93	M. WOOD	D. NOYES	T. SUCHY	D. O'BRIEN	-
1993 - 94	M. TROY	C. MASTERSON	D. OBRIEN	M. ROUILLON	-
1994 - 95	M. TROY	B. HANSHAW	D. OBRIEN	M. ROUILLON	-
1995 - 96	M. TROY	N. HOPPER	M. WOOD **	P. BUCHOLTZ	-
1996 - 97	M. WARD	C. DALEY	M. WOOD	J. BELL	-
1997 - 98	M. WARD	M. HOLMES	M. WOOD	J. BELL	-
1998 - 99	M. WARD	M. HOLMES	M. WOOD	J. BELL	S. MADDEN
1999 - 00	R. LOPEZ	M. COTTER	N. HOPPER **	J. BELL	M. ROUILLON
2000 - 01	S. PHILIPSON	M. COTTER	M. HOLMES *	J. BELL	M. ROUILLON
2001 - 02	S. PHILIPSON	C. O'NEILL	R. BARBON **	M. ROUILLON	J. AITKEN
2002 - 03	S. PHILIPSON*	R. LOPEZ	M. COTTER	J. AITKEN	J. FINDLAY
2003 - 04	S. PHILIPSON	R. LOPEZ	P. COSTIN	J. AITKEN	S. MORTLOCK
2004 - 05	S. PHILIPSON	R. BARBON	P. COSTIN	J. AITKEN	M. ROUILLON **
2005 - 06	S. PHILIPSON	R. BARBON	D. BURTON	J. AITKEN	M. ROUILLON
2006 - 07	S. PHILIPSON	C. O'NEILL	D. BURTON	J. AITKEN	M. COTTER
2007 - 08	C. WATSON	R. BARBON	D. BURTON	J. JEWISS	J. AITKEN
2008 - 09	J. COLEMAN	R. BARBON	D. BURTON*	J. JEWISS	J. AITKEN

** Indicates Premiership Team Captain
 * Indicates Runners-up Team Captain

N.B. Team Not Entered In 3rd Grade In 1978-79 and 1979-80

A D C C AWARD WINNERS 2008 - 09 SEASON

"GEORGE PARRY" PLAYER OF THE YEAR : *P. BASTOW*

BATTING AGGREGATE : *R. HAKIM*

BATTING AVERAGE : *S. GITTE*

Min 250 runs and 9 inn.

BOWLING AGGREGATE : *P. BASTOW*

BOWLING AVERAGE : *M. LABROOY*

Min 20 wickets + 6 matches

'LINDSAY REES' FIELDING AWARD : *A. CRASTO*

BARBARA PERRY U/21 PLAYER

ENCOURAGEMENT AWARD : *N. ROSS*

FRANK GREY PLAYER OF THE SERIES : *M. EMRAM*

BEST SLOW BOWLER AWARD : *M. LABROOY*

INDIVIDUAL GRADES TEAM AWARDS

1ST GRADE : *M. KIRWAN*

4TH GRADE : *J. SINGH*

2ND GRADE : *N. ROSS*

5TH GRADE : *O. BRAY*

3RD GRADE : *P. BASTOW*

BATTING DETAILS

Minimum 8 Innings and 250 Runs

NAME	TOT	1ST	2ND	3RD	4TH	5TH	INN	NO	HS	AVE	CTCH	MTCH
R. HAKIM	530	-	-	530	-	-	17	3	93	37.86	7	15
N. ROSS	501	37	464	-	-	-	15	1	83	35.79	7	14
O. BRAY	428	-	-	-	105	323	17	6	65*	38.91	5	16
A. CRASTO	394	-	42	352	-	-	16	1	83	26.27	8	16
R. BARBON	377	119	258	-	-	-	15	2	76	29.00	8	15
P. ANANIN	374	-	-	374	-	-	12	4	93	46.75	11	14
R. HAWKER	358	-	44	145	169	-	15	-	80	23.87	13	13
M. KIRWAN	336	336	-	-	-	-	13	-	89	25.85	4	13
K. BULATHSINGHA	326	128	198	-	-	-	13	3	100	32.60	27	12
S. GITTE	322	-	-	-	189	133	9	4	103*	64.40	7	9
M. EMRAM	314	-	84	230	-	-	15	2	83	24.15	11	15
J. SINGH	312	-	2	2	308	-	13	4	70	34.67	6	13
P. ABBOD	307	-	-	-	74	233	16	1	51	20.47	2	18
D. BURTON	297	-	-	297	-	-	13	4	125*	33.00	7	15
J. ATKINSON	289	96	69	-	124	-	10	-	124	28.90	2	10
S. RANA	285	-	81	19	185	-	13	1	76*	23.75	2	12
M. FREEBURN	283	-	223	60	-	-	16	3	55	21.77	7	16
B. DONALDSON	276	259	17	-	-	-	10	-	77	27.60	5	10
L. HANNA	272	272	-	-	-	-	13	-	40	20.92	2	13

BOWLING DETAILS

Minimum 20 wickets and 6 matches

NAME	TOT	1ST	2ND	3RD	4TH	5TH	O	M	RUN	AVE	BEST	MTCH
P. BASTOW	41	-	-	41	-	-	192.5	45	648	15.80	5/34	15
J. COLEMAN	39	39	-	-	-	-	173.3	24	604	15.49	5/45	13
M. SZADY	35	-	1	31	3	-	192.4	43	521	14.89	6/34	14
M. LABROOY	33	1	32	-	-	-	163.3	67	294	8.91	5/13	14
K. BARTHOLOMEU	31	-	-	-	21	10	107.1	21	324	10.45	7/29	13
T. MILLER	29	-	-	4	25	-	173.2	52	408	14.07	4/14	13
T. WOOD (Th)	29	-	29	-	-	-	143.0	30	477	16.45	5/33	14
M. EMRAM	28	-	15	13	-	-	132.0	33	312	11.14	4/42	15
D. PAPANIS	28	-	3	25	-	-	178.0	37	556	19.86	5/55	14
J. SINGH	26	-	1	3	22	-	162.0	34	554	21.31	3/21	13
W. MOORE	25	-	-	-	-	25	138.4	14	415	16.60	3/8	16
M. LEWIS	24	24	-	-	-	-	181.2	38	554	23.08	4/66	12
D. JOHNSON	23	23	-	-	-	-	159.0	23	452	19.65	4/15	12
A. WEST	22	-	-	-	22	-	89.4	14	255	11.59	6/39	8
A. BAKER	22	-	-	1	-	21	80.5	8	285	12.95	6/66	10

TROPHY AWARD WINNERS SINCE 1970 - 71 SEASON

	<u>BATTING AGGREGATE</u>	<u>BATTING AVERAGE</u>	<u>BOWLING AGGREGATE</u>	<u>BOWLING AVERAGE</u>
1970 - 71	R. JOHNSON	R. JOHNSON	R. JOHNSON	R. JOHNSON
1971 - 72	J. KHALIFEH	J. KHALIFEH	F. MOLSKI	K. GOUGH
1972 - 73	T. SUCHY	P. PERCEY	A. RUDGELEY	D. GILLARD
1973 - 74	T. SUCHY	T. SUCHY	D. GILLARD	A. SMEE
1974 - 75	M. BOWEN	W. SHEPHERD	D. GILLARD	G. SIMMONS
1975 - 76	T. SUCHY	T. SUCHY	R. JOHNSON	R. JOHNSON
1976 - 77	D. STANFORD	D. STANFORD	D. HARVEY	D. HARVEY
1977 - 78	R. JOHNSON	R. GENTLES	R. JOHNSON	K. GOUGH
1978 - 79	G.KENNY	G.KENNY	I. JOHNSON	B. TRIBOLET
1979 - 80	D. WRIGHT	T. ROSS	I. JOHNSON	I. JOHNSON
1980 - 81	R. GENTLES	R. GENTLES	D. HARVEY	R. JOHNSON
1981 - 82	M. TERREIRO	R. GENTLES	G. WADE D. ROLL	C. SPENCE
1982 - 83	G. KENNY	G. WADE	B. COUPAR	B. COUPAR
1983 - 84	M. COTTER	T. BYRNES	J. MOLONEY	I. JOHNSON
1984 - 85	T. ROSS	T. ROSS	D. ROLL	D. ROLL
1985 - 86	W. MARSHALL	W. MARSHALL	D. HARVEY	R. JOHNSON
1986 - 87	T. BYRNES	W. MARSHALL	R. JOHNSON	R. JOHNSON
1987 - 88	G. RYAN	G. RYAN	R. JOHNSON	R. JOHNSON
1988 - 89	S. BLOMFIELD	S. BLOMFIELD	A. JULIEN	A. JULIEN
1989 - 90	N. YOUNIS	K. COLLINS	A. DOWNTON	G. KASSIS
1990 - 91	K. COLLINS	K. COLLINS	T. WOOD	T. WOOD
1991 - 92	S.ABERCROMBIE	S.ABERCROMBIE	T. WOOD	T. WOOD
1992 - 93	M. WOOD	G. LANGLEY	D. O'BRIEN	J. COOK
1993 - 94	S.ABERCROMBIE	T. OWENS	G. MITCHELL B. STONE	B. STONE
1994 - 95	J. BELL	T. OWENS	M. MITCHELL	M. BENSEMANN
1995 - 96	A. LAWSON	A. LAWSON	M. McDERMOTT	M. MITCHELL
1996 - 97	P. WATKINS	S. PERKS	J. DOWLING	J. DOWLING
1997 - 98	C. DALEY	K. COLLINS	M. WOOD	M. WOOD
1998 - 99	R. LOPEZ	R. LOPEZ	M. McDERMOTT	C. O'NEILL
1999 - 00	S. ATTARD	F. NEWMAN	M. McDERMOTT	J. IVASTINOVIC
2000 - 01	N. RUGLESS	R. BARBON	M. McDERMOTT	M. POTTER
2001 - 02	D. ARTHUR	C. O'NEILL	M. MITCHELL	C. DALEY
2002 - 03	C. WATSON	C. WATSON	P. SULLIVAN	P. SULLIVAN
2003 - 04	C. WATSON	T. ROSS	P. SULLIVAN	K. WICKS
2004 - 05	M. COLLISON	M. COLLISON	D. WOOD	M. SHIELDS
2005 - 06	B. COLLISON	R. HAKIM	J. JEWISS	M. SZADY
2006 - 07	B. DONALDSON	B. DONALDSON	I. KAHN	T. MILLER
2007 - 08	C. WATSON	D. BURTON	M. BURTON J. JEWISS	M. BURTON
2008 - 09	R. HAKIM	S. GITTE	P. BASTOW	M. LABROOY

Qualifications to win the above trophies are :

BATTING AVERAGE / AGGREGATE : 8 Innings & 250 Runs
 BOWLING AVERAGE / AGGREGATE : 20 Wickets & 6 Matches

PLAYER OF THE YEAR AND FIELDING AWARD POINTS

PLAYER OF THE YEAR TOP 10

<u>POINTS</u>		<u>GAMES</u>
50.0	P. BASTOW	13
49.0	D. BURTON	13
48.0	J. COLEMAN	13
46.5	R. HAKIM	13
46.0	M. KIRWAN	13
44.5	M. SZADY	12
44.0	D. JOHNSON	12
41.5	M. LABROOY	11
41.5	P. ANANIN	12
41.5	R. BARBON	11

FIELDING AWARD TOP 10

<u>POINTS</u>		<u>GAMES</u>
48.0	A. CRASTO	13
47.0	P. BASTOW	13
46.0	P. ABBOD	15
45.0	A. VELLA	13
44.5	M. FREEBURN	13
43.5	D. BURTON	13
43.0	P. ANANIN	12
43.0	K. BULATHSINGHALA	12
42.5	L. HANNA	13
42.0	J. COLEMAN	13

PREVIOUS CLUB AWARD WINNERS

GEORGE PARRY PLAYER OF THE YEAR AWARD (Established 1963)

1963 - 64	N. MATTHEWS	1987 - 88	G. KASSIS
1964 - 65	R. HALL		M. COTTER
1965 - 66	G. PARRY	1988 - 89	T. BURTON
1966 - 67	K. WILLIAMS	1989 - 90	G. KASSIS
1967 - 68	T. SUCHY	1990 - 91	T. WOOD
1968 - 69	A. RUDGELEY	1991 - 92	T. WOOD
1969 - 70	L. WEBSTER	1992 - 93	M. WOOD
1970 - 71	R. JOHNSON	1993 - 94	G. MITCHELL
1971 - 72	F. MOLSKI	1994 - 95	M. BENSEMANN
1972 - 73	R. JOHNSON	1995 - 96	M. McDERMOTT
1973 - 74	F. MOLSKI	1996 - 97	J. DOWLING
1974 - 75	A. SMEE		K. WICKS
1975 - 76	R. JOHNSON	1997 - 98	J. DOWLING
1976 - 77	I. JOHNSON	1998 - 99	R. LOPEZ
1977 - 78	R. JOHNSON	1999 - 00	S. ATTARD
1978 - 79	I. JOHNSON	2000 - 01	R. BARBON
1979 - 80	I. JOHNSON	2001 - 02	D. ARTHUR
1980 - 81	D. HARVEY	2002 - 03	P. SULLIVAN
1981 - 82	G. WADE	2003 - 04	P. SULLIVAN
1982 - 83	B. TRIBOLET		C. WATSON
1983 - 84	P. McDERMID	2004 - 05	M. COLLISON
1984 - 85	B. COUPAR	2005 - 06	J. JEWISS
	W. SHEPHERD	2006 - 07	C. WATSON
1985 - 86	W. MARSHALL	2007 - 08	C. WATSON
1986 - 87	W. MARSHALL	2008 - 09	P. BASTOW

THE LINDSAY REES FIELDING AWARD (Established 1970)

1970 - 71	P. MOONEY	1988 - 89	D. DIAS
1971 - 72	D. TRIBOLET		J. MAGUIRE
1972 - 73	J. ROSS	1989 - 90	D. SCLAVOS
1973 - 74	J. FINDLAY	1990 - 91	T. ROSS
1974 - 75	T. SUCHY	1991 - 92	B. TARLINTON
1975 - 76	P. JACKYMIN	1992 - 93	C. WILKINSON
	D. STANFORD	1993 - 94	M. PURDON
1976 - 77	J. FINDLAY	1994 - 95	J. CLARK
	L. REES	1995 - 96	C. CLUNAS
	A. SMEE	1996 - 97	B. TARLINTON
1977 - 78	D. TRIBOLET	1997 - 98	S. MOBBS / D. DIAS
1978 - 79	J. FINDLAY	1998 - 99	A. LOVERIDGE
1979 - 80	P. PERCEY	1999 - 00	N. GEALE
	A. SMEE	2000 - 01	N. GEALE
1980 - 81	I. JOHNSON	2001 - 02	B. TRELOAR
	L. REES	2002 - 03	B. TRELOAR
1981 - 82	K. FARLEY	2003 - 04	J. WEILEY
1982 - 83	K. FARLEY	2004 - 05	B. TRELOAR
1983 - 84	J. ROSS		J. NOVOSEL
1984 - 85	G. BIRD	2005 - 06	J. NOVOSEL
1985 - 86	J. MITRI	2006 - 07	G. STARKEY
1986 - 87	D. GAY	2007 - 08	P. GREENTREE
1987 - 88	V. ZUBAK	2008 - 09	A. CRASTO

DAVE TRIBOLET CLUBMAN OF THE YEAR

1979 - 80	A. SMEE	1994 - 95	T. SUCHY
1980 - 81	I. JOHNSON	1995 - 96	P. BUCHOLTZ
1981 - 82	A. SMEE	1996 - 97	M. WOOD
1982 - 83	A. SMEE	1997 - 98	T. WARD
1983 - 84	K. COLLINS	1998 - 99	M. POTTER
1984 - 85	K. COLLINS	1999 - 00	M. POTTER
1985 - 86	J. ROSS	2000 - 01	P. ABBOD
1986 - 87	W. MARSHALL	2001 - 02	N. NOVOSEL & C. TRELOAR
1987 - 88	K. COLLINS	2002 - 03	N. NOVOSEL
1988 - 89	S. BLOMFIELD	2003 - 04	N. NOVOSEL
1989 - 90	R. HADLEY	2004 - 05	N. NOVOSEL
1990 - 91	V. CONNOR	2005 - 06	D. ROSE & P. ABBOD
1991 - 92	M. WOOD	2006 - 07	M. WOOD
1992 - 93	M. WOOD	2007 - 08	M. WOOD & N. NOVOSEL
1993 - 94	R. HADLEY	2008 - 09	M. POTTER

THE BEST SPIN BOWLER AWARD

1983 - 84	K. FARLEY (21 Wkts)	1997 - 98	M. WOOD (42 Wkts)
1984 - 85	B. KINSELLA (24 Wkts)	1998 - 99	R. LOPEZ (29 Wkts)
1985 - 86	L. PENDREIGH (30 Wkts)	1999 - 00	S. FREEBURN (29 Wkts)
1986 - 87	J. WALSH (29 Wkts)	2000 - 01	{ D. WOOD (21 Wkts)
1987 - 88	B. DAVINO (32 Wkts)		{ B. STONE (21 Wkts)
1988 - 89	T. WOOD (25 Wkts)	2001 - 02	C. DALEY (35 Wkts)
1989 - 90	A. DOWNTON (35 Wkts)	2002 - 03	C. WATSON (27 Wkts)
1990 - 91	T. WOOD (69 Wkts)	2003 - 04	A. BAKER (27 Wkts)
1991 - 92	T. WOOD (37 Wkts)	2004 - 05	D. WOOD (34 Wkts)
1992 - 93	B. STONE (19 Wkts)	2004 - 05	D. WOOD (34 Wkts)
1993 - 94	B. STONE (27 Wkts)	2005 - 06	A. BAKER (21 Wkts)
1994 - 95	M. BENSEMANN (20 Wkts)	2006 - 07	P. VAN NIEKERK (27 Wkts)
1995 - 96	S. ROY (39 Wkts)	2007 - 08	C. WATSON (28 Wkts)
1996 - 97	{ M. WOOD (22 Wkts)	2008 - 09	M. LABROOY (33 Wkts)
	{ D. BETTIOL (22 Wkts)		

SPECIAL MEDALLION ACHIEVEMENT AWARDS FOR 2008 - 09

Achievement awards are earned by players who attain the following milestones in their career with Auburn District Cricket Club :

BRONZE MEDALLION	50 matches or 100 wickets or 1000 runs
SILVER MEDALLION	100 matches or 200 wickets or 2000 runs
GOLD MEDALLION	150 matches or 300 wickets or 3000 runs

The committee can provide a further award for any advancement beyond the gold medallion. For example : 200, 250, 350 matches, or 4000, 5000, 6000 runs, or 400, 500, 600 wickets.

Whenever an "ADVANCED ACHIEVEMENT" is reached it is listed in this section of the Annual Report each season. The Committee in office prior to the AGM decides on the recipients, if any, for this award.

The Following Players Achieved These Milestones During The 2008 - 09 Season:

T. ROSS	GOLD MEDALLION	250 MATCHES
M. POTTER	GOLD MEDALLION	150 MATCHES
J. BELL	GOLD MEDALLION	4000 RUNS
S. FREEBURN	GOLD MEDALLION	3000 RUNS
R. BARBON	GOLD MEDALLION	3000 RUNS

A. BAKER	SILVER MEDALLION	100 MATCHES
N. DEERY	SILVER MEDALLION	100 MATCHES
R. HAKIM	SILVER MEDALLION	2000 RUNS
D. BURTON	SILVER MEDALLION	2000 RUNS

S. RANA	BRONZE MEDALLION	50 MATCHES
M. SZADY	BRONZE MEDALLION	50 MATCHES
M. WAKEFORD	BRONZE MEDALLION	50 MATCHES
P. ABOUD	BRONZE MEDALLION	1000 RUNS
R. HAWKER	BRONZE MEDALLION	1000 RUNS
S. RANA	BRONZE MEDALLION	1000 RUNS
M. WAKEFORD	BRONZE MEDALLION	1000 RUNS
P. BASTOW	BRONZE MEDALLION	100 WICKETS
J. COLEMAN	BRONZE MEDALLION	100 WICKETS
J. GATRICK	BRONZE MEDALLION	100 WICKETS
M. SZADY	BRONZE MEDALLION	100 WICKETS
D. WOOD	BRONZE MEDALLION	100 WICKETS

A D C C OUTSTANDING MATCH PERFORMANCES 2008 - 09**CENTURIES**

M. COLLISON	106	v's	STRATHFIELD	1ST GRADE
K. BULATHSINGHALA	100	v's	LANE COVE	2ND GRADE
G. STARKEY	103*	v's	LANE COVE	2ND GRADE
D. BURTON	125*	v's	MACQUARIE UNI	3RD GRADE
M. WAKEFORD	108*	v's	BURWOOD	3RD GRADE
J. ATKINSON	124	v's	LANE COVE	4TH GRADE
S. GITTE	103*	v's	STRATHFIELD	4TH GRADE
N. HADDAD	102*	v's	GEORGES RIVER	5TH GRADE

7 FOR'S

K. BARTHOLOMEUSZ	7/29	v's	SOUTH SYDNEY	4TH GRADE
-------------------------	-------------	------------	---------------------	------------------

HAT-TRICKS

M. KIRWAN	C,C,L	v's	SOUTH SYDNEY	1ST GRADE
D. PAPANIS	B,B,B	v's	NTH WEST HURRICANES	3RD GRADE
K. BARTHOLOMEUSZ	B,B,B	v's	SOUTH SYDNEY	4TH GRADE

1ST GRADE TEAM SCORES AND RESULTS 2008 - 09

<u>ROUND</u>	<u>OPPONENT</u>	<u>SCORES</u>	<u>RESULT</u>
1	MACQUARIE UNI	AUBURN MACQUARIE UNI	10/229 10/301 Loss First Innings
2	WARRINGAH	AUBURN WARRINGAH	10/164 6/165 Loss First Innings
3	LANE COVE	AUBURN LANE COVE	10/144 10/117 Won First Innings
4	SOUTH SYDNEY	AUBURN SOUTH SYDNEY	10/169 8/282 dec Loss First Innings
5	EPPING	AUBURN EPPING	8/266 dec 10/221 Won First Innings
6	GEORGES RIVER	AUBURN GEORGES RIVER	10/265 10/119 & 0/42 Won First Innings
7	LINDFIELD	AUBURN LINDFIELD	8/192 dec 9/191 Won First Innings
8	ROSEVILLE	AUBURN ROSEVILLE	7/229 10/227 Won First Innings
9	SOUTHERN DISTRICTS	AUBURN SOUTHERN DISTRICTS	6/124 10/123 Won First Innings
10	BURWOOD	AUBURN BURWOOD	10/229 10/168 Won First Innings
11	PENNANT HILLS	AUBURN PENNANT HILLS	9/134 8/136 Loss First Innings
12	STRATHFIELD	AUBURN STRATHFIELD	9/289 dec 9/292 Loss First Innings
13	NORTH WEST SYDNEY	AUBURN NORTH WEST SYDNEY	10/207 10/213 Loss First Innings

1st Grade Captain's Report

Final Position: 7th

Season 2008/09 saw a new look Auburn 1st grade with 7 new players making their 1st grade and Auburn debuts.

Unfortunately the season did not start well with two disappointing losses to, what eventuated to be, two lowly placed sides; Macquarie University and Warringah. A spirited close victory against Lane Cove saw us sing the song for the first time before being well beaten by a strong South Sydney in round 4.

It was the next round against Epping that we decided to 'step up' as a unit and start to put together our best cricket with a run of 6 excellent, hard fought and competitive wins that not even falling light poles could stop.

With 3 rounds remaining we were sitting comfortably in 3rd position and looking forward to finals cricket. A narrow loss to minor premiers Pennant Hills by two wickets in a rain affected one day game, followed by heart breaking one wicket loss to a very good Strathfield saw us needing to win, or even tie, the last round against a committed North West Sydney to finish in the top 6. Mid March cricket was not to be as we fell an agonising 6 runs short to finish in 7th place with 7 wins and 6 losses.

Although we were all very disappointed not to finish in the top six, overall there were many positives to come out of the season, in particular our team spirit and determination to win, which will hold us in good stead moving forward next season.

I would like to thank all the players that played 1st grade this season for there effort, support and mateship that made for a competitive and enjoyable season.

Congratulations to everyone who was involved in the club winning the Club Championship again, ensuring the prestigious Dave Tribolet Trophy remains soundly locked in the cabinet at the home of cricket.

A big thankyou must go to our devoted scorer Don Rose who scored in all 13 matches. I, along with all the players, am very grateful for all his hard work with the scorebook, on My Cricket and his astute tactical input combined with endless encouragement.

Thanks also to Mike Wood, Ned Novosel and Peter Philipson for all their hard work running what is the best playing, eating, drinking and socialising facility in Sydney. Another big thanks to Peter Abboud for all his tireless work preparing the ground every week. Having Peter doing the covers week in week out is a captain's dream.

My final thankyou is to the Auburn Committee for giving me the opportunity and the honour to captain 1st grade this season. Looking ahead I feel 1st grade is in a good position to challenge in the finals next season

Jason Coleman
Captain

Player Profiles

Jason Coleman – 13 matches: Bumper tirelessly and inspirationally led from the front and by example this season in everything he did. From his motivational text Friday night, to firing passes and orders in touch football warm-ups, to bowling long, cranky and incisive spells, to 'pongoing' us home in pressure situations with the bat, Keeno always 'stepped up' when it mattered. His 39 wickets at 15.49, which was the second most in competition, was thoroughly deserved and represented some of the deep impact that he made on the grade (By M. Kirwan).
Highlights: 39 not out v Roseville, 5 for 45 v Epping and 5 for 45 v Georges River

Louis Hanna – 13 matches: A solid season for Louis in his first year at the club. He started the season strong with the bat scoring elegant 30s and 40s at will. Unfortunately he didn't manage to convert one of these into a deserved big score. He picked up handy wickets with the ball when given the opportunity with his crafty mixture of pace and off-spin bowling.
Highlights: 40 v Epping, 2 for 15 v Roseville

Michael Kirwan – 13 matches: A really good season for Michael with both bat and ball. He finished up being the side's leading run scorer with 336 runs at 25.85. Bowled with discipline and patience throughout the season and deserved his 18 wickets at 22.33. Michael's consistent season saw him rewarded with selection in the Shires representative XI.
Highlights: 89 v Burwood, 4 for 34 v North West Sydney

Marcus Lewis – 12 matches: A good debut season for the big Kiwi fast bowler. Bowled with pace, bounce and fire with the new ball, always picking up early wickets. Deserved more than his 24 wickets at 23.08 and I would love to have a dollar for every time he went past the outside edge. He also showed his lower-order handiness with the bat scoring 34 not out against North West Sydney which almost got us across the line.
Highlights: 34 not out v North West Sydney, 4 for 66 v Macquarie University

Daniel Johnson – 12 matches: A great all-round debut season for Daniel. He scored 277 runs at 33.66, with many of these runs being scored in back-to-the-wall type situations. His cranky and competitive off-spinners saw him take 23 wickets at 19.65. Had the bat-pad rule been enforced his wicket tally could have been anything. Dan's enthusiasm and competitive nature is an asset to any side.
Highlights: 73 not out v Epping, 4 for 15 v Southern Districts

Mark Collison – 11 matches: Mark averaged 24 with the bat this season and I have never seen a batsman get to 24 with such ease. Unfortunately Mark did not capitalise enough on these starts except for his superb 106 against Strathfield which was far and away the best innings of the 1st grade season. Mark also proved to be the side's best catcher taking some great snares in all positions. It was great to be back with Collo again after all these years.
Highlights: 106 v Strathfield, Six 20s

Noel South – 11 matches: Noel's first season at the club and first season in 4 years. Unfortunately he didn't have a lot of luck in his comeback year; being caught and

bowled off his front pad three times in a season supports this theory as well as suggesting the need of a trip to Kingsgrove to buy some softer pads. He showed his class with an important

58 against Burwood as well as some handy 20s and 30s along the way. I am tipping a big 2009/10 for SBS.

Highlights: 58 v Burwood, 34 v Epping

Ben Donaldson – 9 matches: Ben is a genuine match winner with the bat and in the field... and I am sure with the ball as well, if ever given the chance. Single handily won us the game against Lane Cove with a magnificent 77. A full season from Ben next year will see us in a better standing on the ladder. Ben is a superb, competitive and vocal fielder and always lifted the side... when he arrived.

Highlights: 77 v Lane Cove, 56 v Strathfield

Kasun Bulathsinghala – 7 matches: Bulla was promoted to 1st grade mid way through the season after consistent performances in 2s. He proved to be a very good asset to the 1st grade side scoring 120 runs at 21.33 which included two very gutsy match winning innings at the top of the order. His mistake free wicket keeping was of a high standard and lifted the whole team and was rewarded with 15 catches and 1 stumping.

Highlights: 55 v Lindfield, 39 not out v Southern Districts, 4 catches v Burwood

Jonathan Atkinson – 7 matches: Jonny was the club's overseas player joining Auburn in round 3 with immediate success scoring 124 in his first innings in 4th grade. With a side full of stroke makers in the middle order Jonny's job opening was to bat time and see off the new ball. Jonny did this job well; however, despite doing all the hard work on many occasions he never kicked on and got a big score for himself. A popular club member who will always be welcomed back.

Highlights: 22 v Georges River, 21 v Lindfield

Shane Cook – 7 matches: Unfortunately a pre-season skate boarding injury followed by a torn hamstring saw Shane miss 6 games. When fit and on the field Shane is 100% energy and enthusiasm in all aspects of the game. He bowled with controlled aggression with the new ball and added an intimidation factor to the attack. He is a modern-day-game fast bowler with being brilliant anywhere in the field. I look forward to playing a full season with a fully fit Chef next year.

Highlights: 3 for 50 v Burwood, 16 not out v Georges River

Iain Cowan – 6 matches: Statistics wise not a great season for Iain in 1s with the bat. Always looked comfortable at the crease however had more than his fair share of bad luck. His last round innings of 28 showed his true ability against the new ball. Cowie's presence in the field is second to none both in skill and enthusiasm. He is great team player who is an asset to any side and a pleasure to captain.

Highlights: 28 v North West Sydney

Also played – **Oliver Baily, Raoul Barbon, David Wood, Shawn Freeburn, Nathan Ross, Alex Murphy, Maxwell Labrooy and Paul Sullivan**

FIRST GRADE AVERAGES**2008 - 09****BOWLING**

<u>NAME</u>	<u>WICK</u>	<u>O</u>	<u>M</u>	<u>RUN</u>	<u>BEST</u>	<u>5FOR</u>	<u>AVE</u>	<u>MTCH</u>
J. COLEMAN	39	173.3	24	604	5/45	2	15.49	13
M. LEWIS	24	181.2	38	554	4/66		23.08	12
D. JOHNSON	23	159	23	452	4/15		19.65	12
M. KIRWAN	18	128.1	22	402	4/34		22.33	13
S. COOK	11	71.3	8	275	3/50		25.00	7
L. HANNA	5	66	10	234	2/15		46.80	13
M. LABROOY	1	3.5	3	2	1/2		2.00	1
J. ATKINSON	1	12	2	47	1/18		47.00	7
A. MURPHY	0	9	0	42	0/2		-	2
P. SULLIVAN	0	9	1	28	0/28		-	1
R. BARBON	0	5	0	21	0/21		-	4
I. COWAN	0	2.5	1	10	0/1		-	6
D. WOOD	0	1	0	4	0/4		-	3

FIRST GRADE AVERAGES**2008 - 09****BOWLING**

<u>NAME</u>	<u>WICK</u>	<u>O</u>	<u>M</u>	<u>RUN</u>	<u>BEST</u>	<u>5FOR</u>	<u>AVE</u>	<u>MTCH</u>
J. COLEMAN	39	173.3	24	604	5/45	2	15.49	13
M. LEWIS	24	181.2	38	554	4/66		23.08	12
D. JOHNSON	23	159	23	452	4/15		19.65	12
M. KIRWAN	18	128.1	22	402	4/34		22.33	13
S. COOK	11	71.3	8	275	3/50		25.00	7
L. HANNA	5	66	10	234	2/15		46.80	13
M. LABROOY	1	3.5	3	2	1/2		2.00	1
J. ATKINSON	1	12	2	47	1/18		47.00	7
A. MURPHY	0	9	0	42	0/2		-	2
P. SULLIVAN	0	9	1	28	0/28		-	1
R. BARBON	0	5	0	21	0/21		-	4
I. COWAN	0	2.5	1	10	0/1		-	6
D. WOOD	0	1	0	4	0/4		-	3

1ST GRADE OUTSTANDING PERFORMANCES 2007 - 08

BATTING

M. COLLISON	106	v's	STRATHFIELD	N. SOUTH	58	v's	BURWOOD
M. KIRWAN	89	v's	BURWOOD	B. DONALDSON	56	v's	STRATHFIELD
B. DONALDSON	77	v's	LANE COVE	B. DONALDSON	55	v's	MACQUARIE UNI
R. BARBON	76	v's	GEORGES RIVER	K. BULATHSINGHALA	55	v's	LINDFIELD
D. JOHNSON	73*	v's	EPPING	D. JOHNSON	50*	v's	SOUTH SYDNEY

BOWLING

J. COLEMAN	5/11	v's	GEORGES RIVER	M. KIRWAN	4/34	v's	NTH WEST SYDNEY
J. COLEMAN	5/45	v's	EPPING	J. COLEMAN	4/43	v's	WARRINGAH
D. JOHNSON	4/15	v's	STHN DISTRICTS	M. LEWIS	4/66	v's	MACQUARIE UNI
D. JOHNSON	4/21	v's	LINDFIELD	M. KIRWAN	4/67	v's	STRATHFIELD
J. COLEMAN	4/26	v's	BURWOOD				

1ST GRADE 50+ PARTNERSHIPS 2008 - 09

98	M. KIRWAN & N. SOUTH	7TH	v's BURWOOD
84	D. JOHNSON & L. HANNA	8TH	v's EPPING
76	D. JOHNSON & M. KIRWAN	8TH	v's SOUTH SYDNEY
68	D. JOHNSON & J. COLEMAN	8TH	v's ROSEVILLE
56	D. JOHNSON & J. COLEMAN	7TH	v's EPPING
55	N. ROSS & J. ATKINSON	1ST	v's ROSEVILLE
53	M. KIRWAN & R. BARBON	7TH	v's GEORGES RIVER
52	K. BULATHSINGHALA & L. HANNA	4TH	v's SOUTHERN DISTRICTS
50	K. BULATHSINGHALA & J. ATKINSON	2ND	v's LINDFIELD
50	J. ATKINSON & A. MURPHY	3RD	v's PENNANT HILLS

1ST GRADE STATISTICS FROM 1951 - 52

CENTURIES IN 1ST GRADE : (69)

C. WATSON	7	T. BRISCOE	1	D. STANFORD	1
G. PARRY	6	L. HOWARD	1	S. ABERCROMBIE	1
D. PERKINS	5	B. RAE	1	T. OWENS	1
B. DONALDSON	5	M. COTTER	1	M. TROY	1
M. COLLISON	6	K. FARLEY	1	G. SMALL	1
R. HALL	4	D. CORBETT	1	R. LOPEZ	1
T. SUCHY	3	R. CASSELL	1	G. DIMERY	1
G. KASSIS	3	M. PARRY	1	R. YOUNAN	1
T. ROSS	2	P. WOOD	1	D. ALDERTON	1
N. MATTHEWS	2	W. BALFOUR	1	D. WOOD	1
B. COLLISON	2	M. BOWEN	1	P. GREENTREE	1
K. LEE	1	L. MARKS	1		

<u>MOST RUNS IN A SEASON :</u>	794	C. WATSON	2002 - 03
<u>MOST WICKETS IN A SEASON :</u>	69	T. WOOD	1990 - 91
<u>BEST BATTING AVERAGE :</u>	63.73	B. DONALDSON	2006 - 07
<u>BEST BOWLING AVERAGE :</u>	7.0	M. BLACK	1955 - 56
<u>MOST CATCHES IN A SEASON :</u>	34	M. COLLISON (Wkt-Kpr)	2002 - 03
	23	D. HARVEY (Fielder)	1983 - 84
<u>MOST DISMISSALS IN A SEASON :</u>	38	M. COLLISON (Wkt-Kpr)	2002 - 03
		(34 ct , 4 st)	
<u>HIGHEST INDIVIDUAL SCORE :</u>	202*	B. DONALDSON	2006 - 07
<u>MOST WICKETS IN AN INNINGS :</u>	9/40	G. PARRY	1956 - 57

TEAM SCORES

<u>HIGHEST :</u>	FOR :	4 / 382 dec	v's	GEORGES RIVER	2002 - 03
	AGAINST :	10 / 493 dec	v's	SOUTH SYDNEY	2005 - 06
<u>LOWEST :</u>	FOR :	35	v's	WENTWORTHVILLE	1983 - 84
	AGAINST :	20	v's	BURWOOD (Final)	1961 - 62

BEST PARTNERSHIP FOR EACH WICKET

<u>WKT</u>	<u>SCORE</u>	<u>PARTNERSHIP</u>	<u>OPPONENT</u>	<u>SEASON</u>
1 ST	170**	M. TROY / M. WOOD / B.TARLINTON	v's BEXLEY	1994 - 95
1 ST	153	G. PARRY & D. PERKINS	v's ROSEVILLE	1953 - 54
2ND	181	G. KASSIS & C.WHITE	v's STRATHFIELD	1989 - 90
3RD	229	G. PARRY & B. RAE	v's LANE COVE	1959 - 60
4TH	198	B. DONALDSON & C. WATSON	v's NTH WEST SYDNEY	2006 - 07
5TH	199	M.COLLISON/B. DAVISON/P. SULLIVAN	v's EPPING	2004 - 05
6TH	179	G. PARRY & W. BALFOUR	v's RYDE	1957 - 58
7TH	160	B. DONALDSON & C. WATSON	v's PENNANT HILLS	2003 - 04
8TH	245	B. DONALDSON & D. WOOD	v's GEORGES RIVER	2006 - 07
9TH	98	R. HALL & L. HOWARD	v's CANTERBURY	1964 - 65
10TH	125	M. WARD & M. KOSZEK	v's STRATHFIELD	1996 - 97

** M. Wood retired hurt and 1st wicket fell at 170

1ST GRADE MATCH STATISTICS SINCE 1967 - 68

WIN / LOSS RATIO AGAINST ALL OPPONENTS

OPPONENT	GAMES PLAYED	FIRST INNS		OUTRIGHT		DRAW	TIE
		WIN	LOSS	WIN	LOSS		
BAULKHAM HILLS }}	13	5	4	0	0	4	0
HILLS SHIRE	4	2	1	0	0	1	0
BEXLEY }}	31	20	7	0	0	4	0
CANTERBURY-BEXLEY	5	1	2	1	1	0	0
BLACKTOWN	7	4	1	0	2	0	0
BURWOOD	47	11	23	1	5	5	2
CANTERBURY **	27	11	9	1	2	3	1
EPPING	46	17	19	0	0	10	0
LANE COVE	44	15	19	2	2	6	0
LINDFIELD	47	18	20	2	2	5	0
MACQUARIE UNI	36	13	16	1	0	6	0
PENNANT HILLS	46	16	20	3	2	5	0
ROSEVILLE	44	22	11	5	2	4	0
SOUTH SYDNEY }}	19	2	11	2	2	2	0
SOUTHERN DISTRICTS	7	6	1	0	0	0	0
STRATHFIELD	26	9	11	0	4	2	0
WARRINGAH	32	10	16	1	0	5	0
WENTWORTHVILLE }}	35	7	15	2	5	6	0
HOLROYD HILLS *	12	4	0	0	5	3	0
GEORGES RIVER	6	3	0	2	0	1	0
NTH WEST SYDNEY	3	1	1	0	0	0	1

UNI NSW **	8	1	5	0	2	0	0
RYDE **	12	6	2	1	1	2	0
SUTHERLAND **	4	2	1	0	0	1	0

TOTALS	561	206	215	24	37	75	4
---------------	------------	------------	------------	-----------	-----------	-----------	----------

<u>SUMMARY :</u>	TOTAL PLAYED...	561	
	TOTAL WON.....	230	(41.0%)
	TOTAL LOST.....	252	(44.9%)
	DRAWN / TIED.....	79	(14.1%)
<u>QUARTER FINALS</u>	PLAYED	6	WON 3 LOST 3
			WINNING DRAW 0 LOSING DRAW 0
<u>SEMI FINALS</u>	PLAYED	14	WON 3 LOST 10
			WINNING DRAW 0 LOSING DRAW 1
<u>FINALS</u>	PLAYED	3	WON 0 LOST 2
			WINNING DRAW 1 LOSING DRAW 0

N.B. A winning / losing draw is determined by a team's position on the competition table in the event of a semi or final being drawn or tied.

- ** Teams with this symbol are no longer in the competition.
- }} Wentworthville changed their name to Holroyd in 1993 - 94.
- }} Baulkham Hills changed their name to Hills Shire in 1996 - 97.
- }} Bexley changed their name to Canterbury-Bexley in 1997 - 98.
- * Holroyd changed their name to Holroyd Hills in 2000 - 01.

2ND GRADE TEAM SCORES AND RESULTS 2008 - 09

<u>ROUND</u>	<u>OPPONENT</u>	<u>SCORES</u>	<u>RESULT</u>
1	MACQUARIE UNI	AUBURN MACQUARIE UNI	10/269 10/178 Won 1st Innings
2	WARRINGAH	AUBURN WARRINGAH	9/212 10/198 Won 1st Innings
3	LANE COVE	AUBURN LANE COVE	5/371 dec 10/112 & 3/114 Won 1st Innings
4	SOUTH SYDNEY	AUBURN SOUTH SYDNEY	9/108 & 1/83 10/97 & 10/93 Won Outright
5	EPPING	AUBURN EPPING	8/172 dec 10/170 Won 1st Innings
6	GEORGES RIVER	AUBURN GEORGES RIVER	10/102 10/138 & 5/155 Loss First Innings
7	LINDFIELD	AUBURN LINDFIELD	10/252 8/267 Loss First Innings
8	ROSEVILLE	AUBURN ROSEVILLE	9/337 dec 10/196 Won 1st Innings
9	SOUTHERN DISTRICTS	AUBURN SOUTHERN DISTRICTS	6/161 10/160 Won 1st Innings
10	BURWOOD	AUBURN BURWOOD	10/156 10/51 & 0/63 Won 1st Innings
11	PENNANT HILLS	AUBURN PENNANT HILLS	10/50 2/51 Loss First Innings
12	STRATHFIELD	AUBURN STRATHFIELD	10/164 10/256 Loss First Innings
13	NORTH WEST SYDNEY	AUBURN NORTH WEST SYDNEY	10/104 10/63 Won 1st Innings
QUARTER FINAL	BURWOOD	AUBURN BURWOOD	10/134 9/150 dec Loss First Innings
SEMI FINAL	LINDFIELD	AUBURN LINDFIELD	8/169 10/166 Won 1st Innings
FINAL	BURWOOD	AUBURN BURWOOD	8/83 10/171 DRAWN

2nd Grade Captains Report

Once again congratulations to all members of the club for winning the highly sought after David Tribolet Club Championship for the 2nd consecutive season, a great achievement that everyone should be proud of.

2nd grade had another successful season this time taking one step closer to a premiership by making the grand final for the first time in 20 years, unfortunately weather intervened and a premiership will have to wait another season. Whereas last season we led the competition to win the minor premiership and had high expectations of competing in the grand final, this year was more a watershed with plenty of new faces and we were no guarantee to make the finals until the last couple of rounds.

The team performed very inconsistently this season with highlights being against Lane Cove and premiers Burwood, this proved that on our day we could beat any side in the competition, even if they played well. Having said this we still finished 3rd which is a great achievement

Batting continues to be the major area of inconsistency and once this can be overcome I look forward to seeing 2nd grade win a few premierships. Nathan Ross led the team with the bat scoring over 450 runs opening the batting, his efforts enabled us to win games we would otherwise not have. A super season in his 1st year in 2nd grade. He was backed up Max LaBrooy and particularly in the 1st half of the season by Jason Novosel, Mark Freeburn and Gordon Starkey.

The bowling was lead by three spinners, Max LaBrooy, Tom Wood and Mohammed Emran, who all proved a handful to most teams. This was a luxury that as captain I have never experienced and one which I found exciting by being able to exert a different type of pressure on the opposition. After losing most of our fast bowling stock from previous seasons it was left to Shan Rana coming back from knee surgery, Iain Cowan and Mitchell Wakeford to lead the way. With the performances of other fast bowlers in the lower grades it appears that there will be a lot of competition for spots in years to come which is a great sign.

The finals series summarised our season with flashes of brilliance, inconsistency, fun and most importantly a never say die attitude. A weather interrupted 1st final against Burwood meant they needed to set us a total and get us all out, with only 55 over's to bat to win the game we fell short unable to hold out. This meant the semi final was against the Linfield, the minor premiers who had lost only one game all season. A super bowling and fielding effort saw us dismiss them for only 170 on a great wicket and small outfield. At 1/100 we were in total control before we fell to 7/120 at tea, a mature innings by Mitchell Wakeford helped see us home 7 down and secure a spot in the Grand Final. Constant rain during the week and an unprepared wicket meant we lost the entire 1st day and 1st session of day 2. Another fine effort in the field saw us dismiss Burwood in 70 over's however with only 17 over's to score 170 this proved too much and the game ended in a losing draw for us.

Overall there are many positives to be taken out of this season, in particularly the youthfulness of the team which had only 2 players over 27 years of age, this should assist in setting the club up in years to come.

Special thanks to both Jason Jewiss and Dan Burton for filling in as captain whilst I was unable to play 2nd grade, it was greatly appreciated and proves the type of spirit the club displays.

Finally, on behalf of all the players, I would like to thank everyone who enables the players to enjoy the great facilities and playing conditions at Auburn. The committee for all the work done behind the scenes and the groundsmen along with Peter Abboud for all their hard work on preparing the wickets. Ned Novosel for running the canteen, Don Rose for maintaining the website, all club captains for the hours spent putting sides together and club president Peter Philipson for all his work and support. Last but not least, thanks to Michael Wood for making the club what it is and dedicating so much of his life to ensuring everything happens as it should.

Raoul Barbon
Captain

Player Profiles

Nathan Ross

Nathan came up from 4th grade last year to fill a void at the top of the order and performed beyond everyone's expectations leading to a well deserved promotion to 1st grade. 460 runs at an average of 42 with 6 scores over 50 says it all. I look forward to seeing this form continue next season and Nathan converting some of those 50's into 100's. By working on his fielding and maintaining this form there is no reason why Nathan won't enjoy many seasons in 1st grade, he has the ability. Congratulations on such a successful season and winning the 2nd grade player of the year.

Mark Freeburn

Parcel came up from 3rd grade early in the season and performed so well he remained in 2nd grade for the remainder of the year. A gutsy batsman who played a few critical innings when we needed him, hope to see him continue this form next season. A super fieldsman and whole hearted competitor.

Mohammed Emran

Emmy came into 2's after a few outstanding all round performances in 3rd grade. Unfortunately we never saw him bat to his potential however he bowled with great control and efficiency. An unassuming leg spinner who has great variety and changes of pace. A competent slip fielder and all round nice guy.

Iain Cowan

Icey is the type of player every captain loves to have in their side, excellent all round ability and super attitude. After playing the 1st half of the season in 1st grade Iain found himself in 2's opening the batting and bowling, a role he relished. Whilst his stats don't reflect his impact this season he played a crucial role in us making the final. A player that others enjoy having the side which is a great reflection on Iain's character.

Jason Novosel

After such a successful season last year big things were expected of JNo, unfortunately a form slump after Christmas resulted in him not being able to complete another good season. He showed us what he is capable of early in the season displaying his renowned stroke play. A good team player, I hope to see Jason show us all next season what we know he is capable of.

Max LaBrooy

Like Iain, Max is a player all captains like to have in their side. Our best player and the type of cricketer teams must have to win competitions in 2nd grade. I believe we are yet to see the best of his batting which is scary and his bowling is 2nd to none in the competition as displayed by taking 30 wickets at less than 10. A super fieldsman and competitor with a never say die attitude. A well respected and liked member of the side.

Shan Rana

An amazing story of self belief allowed Showtime to return this season after major knee surgery in the off season, all the more extraordinary given he was bowling at almost full pace by seasons end. Whilst not recapturing his form of previous seasons his input to the side was important and he showed glimpses of what he can do which is very positive for next year.

Mitchell Wakeford

This was always going to be a learning season for Mitch coming up from 3rd grade. A player of unquestionable all round ability he improved as the season progressed, particularly his bowling. Has the potential next season to be a dominant player at this level with bat and ball, something I look forward to seeing. A very likable player who is eager to learn, a 1st grader of the future.

Thomas Wood

The ticking time bomb came to us from Parramatta in round 3 and instantly proved what he is capable of taking 9 wickets in the match against South's. Tom turns the ball big which will always get wickets and is a potentially damaging lower order batsman. Once Tom learns to be comfortable with his own game and harness his energy towards his bowling rather than opposition he will discover he has the potential to play at a much higher level. A quality bowler.

Aaron Vella

Azza came up from 3's and proved very capable behind the stumps, especially to the spinners which would have been challenging. A very vocal wicket keeper who lets the opposition know their in a game and encourages our players all day. Needs to continue to work hard on his batting.

Gordon Starkey

Flash came up from 3rd grade and made an immediate impact scoring 40 and 100 in his 1st 2 games. A player with great talent, Gordon showed he has the ability to play consistently at this level. A mid season slump led him to moving back to 3rd grade. A player I would love to see cement a spot in the higher grades next season.

James Gatrack

Retired after round 2 due to a knee injury, was sorely missed as he is a proven performer at this level with the new ball.

=====

SECOND GRADE AVERAGES**2008 - 09****BATTING**

<u>NAME</u>	<u>RUNS</u>	<u>INNS</u>	<u>NO</u>	<u>50</u>	<u>100</u>	<u>HS</u>	<u>CTCH</u>	<u>ST</u>	<u>AVE</u>	<u>MTCH</u>
N. ROSS	464	12	1	6	0	83	5		42.18	11
R. BARBON	258	11	2	1	0	50	5		28.67	11
M. LABROOY	244	13	5	1	0	70 x	5		30.50	13
J. NOVOSEL	240	15	0	2	0	76	8		16.00	15
M. FREEBURN	223	14	3	1	0	55	6		20.27	14
G. STARKEY	208	9	1	0	1	103 x	3		26.00	9
K. BULATHSINGHALA	198	6	2	0	1	100	8	3	49.50	5
M. WAKEFORD	144	12	1	0	0	30	0		13.09	12
I. COWAN	112	8	0	0	0	39	2		14.00	8
M. EMRAM	84	10	0	0	0	29	6		8.40	12
S. RANA	81	7	0	0	0	27	1		11.57	7
T. WOOD	74	11	4	0	0	26	8		10.57	14
J. ATKINSON	69	2	0	0	0	46	0		34.50	2
J. JEWISS	57	3	0	0	0	24	3		19.00	4
R. HAWKER	44	5	0	0	0	23	1		8.80	4
A. CRASTO	42	4	0	0	0	40	5		10.50	4
A. VELLA	33	6	2	0	0	15	10		8.25	7
O. BAILEY	27	3	0	0	0	11	0		9.00	3
D. PAPANIS	24	4	0	0	0	18	2		6.00	4
M. SZADY	19	2	1	0	0	15 x	1		19.00	2
B. DONALDSON	17	1	0	0	0	17	2		17.00	1
K. SANDHU	9	2	1	0	0	7 x	2		9.00	5
M. HUSSAIN	4	1	0	0	0	4	0		4.00	2
D. WOOD	2	1	0	0	0	2	0		2.00	1
J. SINGH	2	1	0	0	0	2	0		2.00	1
J. GATRICK	0	2	1	0	0	0 x	1		0.00	2
R. HAKIM	0	1	0	0	0	0	0		0.00	1
D. BURTON	0	1	0	0	0	0	0		0.00	1
P. BASTOW	0	0	0	0	0	0	0		-	1

SECOND GRADE AVERAGES**2008 - 09****BOWLING**

<u>NAME</u>	<u>WICK</u>	<u>O</u>	<u>M</u>	<u>RUN</u>	<u>BEST</u>	<u>5FOR</u>	<u>AVE</u>	<u>MTCH</u>
M. LABROOY	32	159.4	64	292	5/13	1	9.13	13
T. WOOD	29	143	30	477	5/33	1	16.45	14
R. BARBON	16	92.5	23	226	6/34	2	14.13	11
M. EMRAM	15	86.3	20	206	3/0		13.73	12
M. WAKEFORD	14	98	19	302	4/40		21.57	12
K. SANDHU	12	61	21	130	4/17		10.83	5
I. COWEN	10	101.4	34	234	2/12		23.40	8
S. RANA	9	53	12	141	3/39		15.67	7
J. JEWISS	8	66	12	202	4/52		25.25	4
J. GATRICK	3	26	6	78	2/33		26.00	2
D. PAPANIS	3	48	10	156	1/25		52.00	4
D. BURTON	2	5	2	5	2/5		2.50	1
M. HUSSAIN	2	11	2	45	1/15		22.50	2
J. ATKINSON	1	0.3	0	0	1/0		0.00	2
A. CRASTO	1	2	0	17	1/17		17.00	4
J. SINGH	1	7	1	46	1/46		46.00	1
M. SZADY	1	33	10	74	1/22		74.00	2
M. FREEBURN	0	2	0	18	0/18		-	14
G. STARKEY	0	3	0	7	0/7		-	9
P. BASTOW	0	15	5	31	0/5		-	1
B. DONALDSON	0	5	0	7	0/7		-	1

2ND GRADE OUTSTANDING PERFORMANCES 2008 - 09

BATTING

G. STARKEY	103*	v's	LANE COVE	N. ROSS	61	v's	MACQUARIE UNI
K. BULATHSINGHALA	100	v's	LANE COVE	N. ROSS	59*	v's	SOUTH SYDNEY
N. ROSS	83	v's	LANE COVE	N. ROSS	58	v's	LINDFIELD
N. ROSS	79	v's	LINDFIELD	M. FREEBURN	55	v's	ROSEVILLE
J. NOVOSEL	76	v's	MACQUARIE UNI	N. ROSS	52	v's	BURWOOD
M. LABROOY	70*	v's	ROSEVILLE	R. BARBON	50	v's	ROSEVILLE
J. NOVOSEL	64	v's	ROSEVILLE				

BOWLING

R. BARBON	6/34	v's	WARRINGAH	M. LABROOY	4/20	v's	SOUTHERN DIST.
R. BARBON	5/9	v's	BURWOOD	M. LABROOY	4/38	v's	STRATHFIELD
M. LABROOY	5/13	v's	NTH WEST SYDNEY	M. LABROOY	4/38	v's	BURWOOD
T. WOOD	5/33	v's	SOUTH SYDNEY	M. WAKEFORD	4/40	v's	STRATHFIELD
K. SANDHU	4/17	v's	LANE COVE	J. JEWISS	4/52	v's	GEORGES RIVER
T. WOOD	4/20	v's	SOUTH SYDNEY	T. WOOD	4/58	v's	LINDFIELD

2ND GRADE 50+ PARTNERSHIPS 2008 - 09

142	K. BULATHSINGHALA & G. STARKEY	4TH	v's	LANE COVE
96	J. NOVOSEL & M. WAKEFORD	5TH	v's	MACQUARIE UNI
92	K. BULATHSINGHALA & M. LABROOY	2ND	v's	MACQUARIE UNI
92	J. NOVOSEL & M. FREEBURN	5TH	v's	ROSEVILLE
88	N. ROSS & I. COWAN	2ND	v's	LINDFIELD
74	N. ROSS & K. BULATHSINGHALA	2ND	v's	SOUTH SYDNEY
68	N. ROSS & R. HAWKER	1ST	v's	LANE COVE
66	I. COWAN & J. ATKINSON	1ST	v's	BURWOOD
61	M. LABROOY & R. BARBON	7TH	v's	ROSEVILLE
57	G. STARKEY & M. WAKEFORD	5TH	v's	LANE COVE
56	M. EMRAM & J. NOVOSEL	3RD	v's	LINDFIELD
55	N. ROSS & M. EMRAM	2ND	v's	LINDFIELD
55	N. ROSS & K. BULATHSINGHALA	2ND	v's	LANE COVE
51	J. JEWISS & T. WOOD	8TH	v's	GEORGES RIVER
50	G. STARKEY & R. BARBON	7TH	v's	WARRINGAH

3RD GRADE TEAM SCORES AND RESULTS 2008 - 09

<u>ROUND</u>	<u>OPPONENT</u>	<u>SCORES</u>	<u>RESULT</u>	
1	MACQUARIE UNI	AUBURN MACQUARIE UNI	6/368 dec 10/120	Won First Innings
2	WARRINGAH	AUBURN WARRINGAH	10/214 10/234	Loss First Innings
3	LANE COVE	AUBURN LANE COVE	10/198 & 4/100 10/102 & 10/192	Won Outright
4	SOUTH SYDNEY	AUBURN SOUTH SYDNEY	5/177 dec & 0/35 10/119 & 10/165	Won First Innings
5	EPPING	AUBURN EPPING	2/162 dec & 3/198 10/160 & 5/199 dec	Won Outright
6	GEORGES RIVER	AUBURN GEORGES RIVER	10/95 10/98 & 7/213	Loss First Innings
7	LINDFIELD	AUBURN LINDFIELD	6/147 10/144	Won First Innings
8	ROSEVILLE	AUBURN ROSEVILLE	10/375 10/114 & 10/202	Won Outright
9	SOUTHERN DISTRICTS	AUBURN SOUTHERN DISTRICTS	1/72 9/70	Won First Innings
10	BURWOOD	AUBURN BURWOOD	7/410 dec 10/198	Won First Innings
11	PENNANT HILLS	AUBURN PENNANT HILLS	8/140 8/139	Won First Innings
12	STRATHFIELD	AUBURN STRATHFIELD	7/295 dec 10/141 & 10/152	Won Outright
13	NORTH WEST SYDNEY	AUBURN NORTH WEST SYDNEY	8/230 9/226	Won First Innings
QUARTER FINAL	NORTH WEST SYDNEY	AUBURN NORTH WEST SYDNEY	5/208 10/206	Won First Innings
SEMI FINAL	GEORGES RIVER	AUBURN GEORGES RIVER	10/164 9/168	Loss First Innings

3rd Grade Captain's Report

After missing the finals the previous season, this team was keen to get ourselves back to where we know we belong – at the top. We achieved this goal during a very successful season, unfortunately just missing our ultimate goal by one week. Despite not bringing the premiership home, we had a great season, dominating almost all our opposition.

If success is measured in Premierships, then we were only a minor success. If, however, it is measured in overall performance, mateship and the will to win every time we took the field, then we were truly successful.

The strength throughout the club made Third Grade a formidable opponent each week and the competition for places in the XI ensured everyone was always out there trying to do their best.

Round 1 saw us take on Macquarie Uni, winning the toss and declaring at 6/368 off just 68 overs. Gordon Starkey with 77, the skipper with 125no and Peter Ananin showing what was to come with 54no. Mac Uni had no answer to Pete Bastow, who returned 5/40, and were bowled out for 120.

Round 2 saw our 1st defeat for the season – going down to Warringah in a 1 day match. Warringah set us 234 with Bastow again the star – 4/39. Raffee chipped in with 3/54 and Emran held 3 catches. We were bowled out for 214 with Bastow backing up and remaining 38no.

Round 3 saw us away at Lane Cove with Szady returning and destroying Lane Cove with 5/39 in their total of 102. We replied with 198 – Emran's 72 the highlight. Lane Cove batted again, reaching 192, with Emmy taking 4/42 and Ash Crasto chipping in with 3/28. Emmy's 40no and Raffee's 40 saw us get the required runs for an outright victory.

Round 4 we were back home to Souths and sent them in. All the bowlers got into the wickets with Souths dismissed for 119. Emran with 3/9 off 12 was the pick. Both Pete's (Bastow & Ananin) got 2 catches. We declared at 5/177 with Emmy again in the runs, 83. Souths were bowled out for 165 with Bastow 4/35 and Emmy 4/54 the destroyers. Szady held 2 catches. Unfortunately, time ran out on us for the outright.

Round 5 was away at Epping with the home side winning the toss and batting first. They made 160, with the skipper 4/34 & Mooseknuckle Papanis 3/38. We passed them 2 down with Rich Hawker 47 and Suresh 66. Epping declared their 2nd innings at 5/199 with Raffee picking up 2/18. Ash & Raffee then blasted us to an outright victory with 83 & 55 respectively.

Round 6 saw us away again, this time at our nemesis George's River. Bowling 1st, we had GR out for 98. The skipper with 4/10, Pete Ananin 2/11 and Jaz Singh 2/31. Unfortunately, we fell just short on 95 due to some stormy conditions at the end of day 1. Pete Ananin belted 31. GR batted again but refused to set a total, ending on 7/213. The highlight being Aaron Vella's first wicket for the club.

Round 7 & we were back home for a one dayer against Lindfield. They batted first, reaching only 144. Szady 3/36 and Bastow 3/24 were the stars. We passed them 6 down, with Raffee 56 and Vella's 35 no seeing us home.

Round 8 was away at Roseville where a dominant display batting first set up an outright win. We reached 375 off 69 overs with Ananin 93, Dave Wood 66, Raffee 51 and the skipper 46 setting up the huge total. Roseville replied with 114, Papanis the star with 5/55. Roseville batted again, reaching 202. Bastow with 3/27, but it was Woody's 3/66 that got us home, bowling their number 11 in the very last over the match. Suresh held 4 catches for the match and Hawker held 3 and a stumping.

Round 9 saw us trek out to Southern Districts. It was never a competition with SD's out for 70. Shan with 4/6 and Papanis 3/12. We passed them 1 down, Raffee and Woody both with 25 no.

Round 10 saw us up against the always strong Burwood. We won the toss and batted first amassing a club record 7/410. Ash with 77, Ananin 62, Wakeford 108 no and Bastow 69 no. Burwood were never in the hunt at 6/32, but eventually reached 198. Papanis 4/44, Bastow 4/51 and Shawn Freeburn with 3 catches.

Round 11 was away at Pennant Hills. A rain interrupted one day game saw us chasing 139 from 44 overs. Woody's 4/23 off his 10 was exceptional. We eventually scraped home 8 down, with only Raffee's 42 a score of note.

Round 12 saw us back home against Strathfield. They won the toss and batted first, putting on 141. Bastow with 5/34 and Woody 4/61. We declared at 7/295 off 61 overs. Suresh 59 no, Ananin 52 & the skipper sloggng 63 no off 28 balls at the end. Second time around, Strathfield could only manage 152 with Szady destroying them with 6/34. Hawker with 4 catches and a stumping for the match.

Round 13 saw the skipper "rested" in 2nd grade and Suresh took the helm against North West Sydney. NWS put on 9/226 from their 50 overs with Szady's 4/39 and Trent Miller's 1/15 from 10 the highlights. We eventually passed them 8 down with Raffee's 93 and Starkey's 39 seeing us home.

Qualifying Final saw NWS return for the 2nd week in succession. NWS batted first, reaching 206. Szady 3/47 and Bastow 2/44. But this match will be long remembered for the Papanis hat trick – all bowled. Moose finished with 4/38. An excellent opening partnership between Hawker (59) and Crasto (80) saw us home with the loss of only 5 wickets.

Semi Final – So close yet so far..... Sent in on a slightly rain affected George Parry Oval and we could only muster 164 with Woody starring with 68 & Suresh's 23 the only notable scores. We battled hard in the field but GR passed us 9 wickets down, the skipper 3/17 off 13 overs, Woody 3/38 and Bastow 3/43.

A highly successful season from a very good cricket side. We won 4 matches outright and came close on a couple of other occasions. We lost only 3 times all season, by 20 runs against Warringah, by 3 runs against George's River and then again to George's River in the Semi final by 1 wicket.

The Third Grade Player of the Year this season saw a new approach adopted where each player would vote on a 3-2-1 basis at the conclusion of each match (excluding themselves and the captain) with a minimum of 6 matches qualifying a player to be eligible. It was a close run race for the entire season. The final table looked like this;

- | | |
|--------------------|-----------|
| 1. Peter Bastow | 134 votes |
| 2. Raffee Hakim | 105 votes |
| 3. Matt Szady | 89 votes |
| 4. Peter Ananin | 88 votes |
| 5. Dimitri Papanis | 86 votes |

Congratulations to Peter Bastow on a wonderful all round season.

Congratulations must go to everyone involved in the Club for winning the Club Championship for the 2nd consecutive season. There are many 'behind the scenes' men who ensure we are all blessed to play at Mona Park each week, and this success rests as much with them as it does the guys who are out on the park every weekend.

Congratulations also to Raoul and his 2nd Grade side on making the Grand Final & to Dave and Shane for guiding the Frank Gray side to their 3rd consecutive final.

Thank you to everyone who ran out onto the field in 3rd Grade this season. This was by far my most enjoyable season in many years, and you all played a part in that as well as the success we enjoyed.

Dan Burton
Captain

=====

Player Profiles

Raffee Hakim (14 matches) – Brilliant season from the little man. Scored 530 runs @ 40.77 with 4 half centuries and fell just short of a century with a 93 against NWS. Chipped in with 6 wickets @ 21.17 and 7 catches and was always keen for more overs!

Peter Ananin (14 matches) – Pete excelled in his 1st full season in 3's. 374 runs @ 46.75 with four 50's and a high score of 93 against Roseville. A back injury saw his bowling restricted but his 9 wickets @ 28 don't reflect his true impact with ball. Held 13 catches and was a constant danger to anyone running between wickets.

Peter Bastow (14 matches) – Sneaky Pete had a brilliant season – he just gets better with age! 134 runs @ 33.5 with a top score of 69no. A club topping 41 wickets @ 15.05 with 2 five wicket hauls. Also held 13 catches to round out an outstanding all round season.

Ash Crasto (11 matches) – Ash was thrust into the opening batting role early in the season and did not let us down. 352 runs @ 32, including 3 half centuries and a top score of 83. Had a little bowl early in the season, returning 4 wickets @ 23.75. Was very quick in the field and always keen and smiling!

Matt Szady (11 matches) – A great season for Szades with 31 wickets @ 13.68 including 2 five wicket hauls. Didn't get to bat much with only 4 innings in 11 matches but always threw the bat entertainingly. Somehow held onto 6 catches.

Suresh Liyanage (10 matches) – 253 runs @ 36.14 held the side together at times with his steadiness. Only took 2 wickets but didn't get much opportunity (He was only skipper for 1 game!). Held 6 catches but we would have liked to see him hold 7.....

Dimitri Papanis (10 matches) – Another great season from the Moose. 25 wickets @ 16 with a five wicket haul against Roseville and that unforgettable hat trick in the QF his highlights. Another who's batting opportunities suffered from being in a strong side, only batting 3 times. Didn't hold a single catch all season, but didn't throw 4 overthrows this season either.

David Wood (9 matches) – Good season from Woody after early season injury. 241 runs @ 30.13 with 2 half centuries including 68 in the Semi Final. Found some form with the ball also – 19 wickets @ 15.68 including a couple of 4 fors. Got 3 catches also.

Aaron Vella (9 matches) – Was the most disappointed man in Shires cricket a couple of weeks out from the finals, yet was the only 1 of us who got to play in a Grand Final. 68 runs @ 17 doesn't reflect his input with the bat. Held 12 catches and took 3 stumpings but no doubt his season highlight will be his 1st wicket for the club against GR.

Nathan Deery (6 matches) – 151 runs @ 30.2 & 5 catches. Nath was unlucky to miss some games mid-season and didn't get to feature too much at the end of the season. Always performed well, whether batting down the order or sent out to open. Probably would have won the fielding award if he'd played a full season.....

Richard Hawker (6 matches) – Hawks went well opening the batting – 145 runs @ 20.71 doesn't reflect the effort or impact he had. Only scored one 50 but always looked likely. Got 11 catches and 2 stumpings and apparently not enough overs.

Gordon Starkey (6 matches) – Flash knocked up 77 in Round 1 and wasn't seen again until late in the season. 138 runs @ 23 and 2 wickets @ 18.5 along with 3 catches don't show the true effect he had on the side. A class batsman and fieldsman.

Special Mentions;

Mohammed Emran (3 matches) – Always a pleasure playing with Emmy. Scored 230 runs @ 76.67 with 2 half centuries. Finally got a bowl in 3's and took 13 wickets @ 8.15 and held 5 catches. All this in only 3 games – imagine if he'd been with us all season!

Shan Rana (2 matches) – Shan only played 2 matches in his return from serious injury but his 4/6 vs Southern Districts was exceptional.

Mitchell Wakeford (2 matches) – Mitch was another who only got 2 games with us but his 108no vs Burwood was brilliant to watch.

Thanks also to;

Shawn Freeburn (5 matches), Trent Miller (4 matches), Kashif Cheema (3 matches), Mark Freeburn, Chris Novosel and Michael Croucher (2 matches) & Tony Ross, Jaz Singh, Vince Cardinale, Byron Frankson, Andrew Baker and Maqbool Hussain (all 1 match)

=====

THIRD GRADE AVERAGES**2008 - 09****BATTING**

<u>NAME</u>	<u>RUNS</u>	<u>INNS</u>	<u>NO</u>	<u>50</u>	<u>100</u>	<u>HS</u>	<u>CTCH</u>	<u>ST</u>	<u>AVE</u>	<u>MTCH</u>
R. HAKIM	530	16	3	4	0	93	7		40.77	14
P. ANANIN	374	12	4	4	0	93	11		46.75	14
A. CRASTO	352	12	1	3	0	83	2		32.00	11
D. BURTON	297	12	4	1	1	125 x	7		37.13	14
S. LIYANAGE	253	10	3	2	0	66	4		36.14	10
D. WOOD	241	9	1	2	0	68	3		30.13	9
M. EMRAM	230	5	2	2	0	83	5		76.67	3
N. DEERY	151	8	3	0	0	38	5		30.20	6
R. HAWKER	145	7	0	1	0	59	9	2	20.71	6
G. STARKEY	138	6	0	1	0	77	3		23.00	6
P. BASTOW	134	7	3	1	0	69 x	13		33.50	14
M. WAKEFORD	108	1	1	0	1	108 x	1		-	2
A. VELLA	68	5	1	0	0	35 x	11	3	17.00	9
M. FREEBURN	60	2	0	0	0	38	1		30.00	2
S. FREEBURN	59	5	0	0	0	20	4		11.80	5
C. NOVOSEL	34	3	0	0	0	26	0		11.33	2
K. CHEEMA	34	3	0	0	0	15	1		11.33	3
M. SZADY	24	4	1	0	0	13	6		8.00	11
S. RANA	19	1	0	0	0	19	0		19.00	2
T. MILLER	19	4	0	0	0	14	1		4.75	4
M. CROUCHER	17	1	0	0	0	17	0		17.00	2
D. PAPANIS	14	3	2	0	0	12 x	0		14.00	10
T. ROSS	8	2	0	0	0	6	0		4.00	1
J. SINGH	2	1	1	0	0	2 x	2		-	1
V. CARDINALE	1	1	0	0	0	1	1		1.00	1
B. FRANKSON	0	1	0	0	0	0	0		0.00	1
A. BAKER	0	1	0	0	0	0	0		0.00	1
M. HUSSAIN	0	1	1	0	0	0 x	0		-	1

THIRD GRADE AVERAGES 2008 - 09**BOWLING**

<u>NAME</u>	<u>WICK</u>	<u>O</u>	<u>M</u>	<u>RUN</u>	<u>BEST</u>	<u>5FOR</u>	<u>AVE</u>	<u>MTCH</u>
P. BASTOW	41	177.5	40	617	5/34	2	15.05	14
M. SZADY	31	151.4	32	424	6/34	2	13.68	11
D. PAPANIS	25	130	27	400	5/55	1	16.00	10
D. WOOD	19	69.2	8	298	4/23		15.68	9
D. BURTON	18	101.2	23	332	4/10		18.44	14
M. EMRAM	13	45.3	13	106	4/42		8.15	3
P. ANANIN	9	91	28	252	2/11		28.00	14
R. HAKIM	6	27	3	127	3/54		21.17	14
S. RANA	5	19.2	11	22	4/6		4.40	2
A. CRASTO	4	24	2	95	3/28		23.75	11
T. MILLER	4	53	15	128	1/15		32.00	4
J. SINGH	3	15	3	55	2/31		18.33	1
G. STARKEY	2	11	2	37	2/10		18.50	6
S. LIYANAGE	2	23	2	88	1/13		44.00	10
B. FRANKSON	1	1.5	1	4	1/4		4.00	1
A. VELLA	1	3	0	9	1/9		9.00	9
K. CHEEMA	1	6	2	12	1/12		12.00	3
S. FREEBURN	1	4	0	16	1/16		16.00	5
C. NOVOSEL	1	4	0	19	1/19		19.00	2
A. BAKER	1	5.5	0	21	1/4		21.00	1
M. CROUCHER	1	14	5	47	1/12		47.00	2
M. WAKEFORD	1	8	2	48	1/25		48.00	2
N. DEERY	0	2	0	7	0/7		-	6
M. HUSSAIN	0	5	1	20	0/20		-	1

3RD GRADE OUTSTANDING PERFORMANCES 2008 - 09

BATTING

D. BURTON	125*	v's	MACQUARIE UNI	D. WOOD	66	v's	ROSEVILLE
M. WAKEFORD	108*	v's	MACQUARIE UNI	S. LIYANAGE	66	v's	EPPING
P. ANANIN	93	v's	ROSEVILLE	D. BURTON	63*	v's	STRATHFIELD
R. HAKIM	93	v's	NTH WEST SYDNEY	P. ANANIN	62	v's	BURWOOD
M. EMRAM	83	v's	SOUTH SYDNEY	S. LIYANAGE	59*	v's	STRATHFIELD
A. CRASTO	83	v's	EPPING	R. HAWKER	59	v's	NTH WEST SYDNEY
A. CRASTO	80	v's	NTH WEST SYDNEY	R. HAKIM	56*	v's	LINDFIELD
A. CRASTO	77	v's	BURWOOD	P. ANANIN	54*	v's	MACQUARIE UNI
G. STARKEY	77	v's	MACQUARIE UNI	R. HAKIM	55	v's	EPPING
M. EMRAM	72	v's	LANE COVE	P. ANANIN	52	v's	STRATHFIELD
P. BASTOW	69*	v's	BURWOOD	R. HAKIM	51	v's	ROSEVILLE
D. WOOD	68	v's	GEORGES RIVER				

BOWLING

M. SZADY	6/34	v's	STRATHFIELD	P. BASTOW	4/35	v's	SOUTH SYDNEY
M. SZADY	5/39	v's	LANE COVE	D. PAPANIS	4/38	v's	NTH WEST SYDNEY
P. BASTOW	5/34	v's	STRATHFIELD	P. BASTOW	4/39	v's	WARRINGAH
P. BASTOW	5/40	v's	MACQUARIE UNI	M. SZADY	4/39	v's	NTH WEST SYDNEY
D. PAPANIS	5/55	v's	ROSEVILLE	M. EMRAM	4/42	v's	LANE COVE
S. RANA	4/6	v's	SOUTHERN DIST.	D. PAPANIS	4/44	v's	BURWOOD
D. BURTON	4/10	v's	GEORGES RIVER	P. BASTOW	4/51	v's	BURWOOD
D. WOOD	4/23	v's	PENNANT HILLS	M. EMRAM	4/54	v's	SOUTH SYDNEY
D. BURTON	4/34	v's	EPPING	D. WOOD	4/61	v's	STRATHFIELD

3RD GRADE 50+ PARTNERSHIPS 2008 - 09

123*	D. BURTON & P. ANANIN	7TH	v's	MACQUARIE UNI
120	S. LIYANAGE & R. HAKIM	2ND	v's	EPPING
115	G. STARKEY & D. BURTON	6TH	v's	MACQUARIE UNI
109	D. WOOD & P. ANANIN	6TH	v's	ROSEVILLE
101	A. CRASTO & R. HAWKER	1ST	v's	NTH WEST SYDNEY
92	R. HAKIM & G. STARKEY	4TH	v's	NTH WEST SYDNEY
91	P. ANANIN & D. BURTON	7TH	v's	ROSEVILLE
90	R. HAWKER & S. LIYANAGE	1ST	v's	EPPING
89	M. WAKEFORD & P. ANANIN	6TH	v's	BURWOOD
84	M. EMRAM & R. HAKIM	2ND	v's	SOUTH SYDNEY
77	A. CRASTO & R. HAKIM	2ND	v's	BURWOOD
75	S. LIYANAGE & P. ANANIN	5TH	v's	STRATHFIELD
70	A. CRASTO & S. LIYANAGE	1ST	v's	BURWOOD
67	R. HAKIM & S. FREEBURN	3RD	v's	ROSEVILLE
59	M. EMRAM & R. HAKIM	3RD	v's	LANE COVE
55	S. LIYANAGE & R. HAKIM	3RD	v's	LINDFIELD
55	M. FREEBURN & N. DEERY	4TH	v's	MACQUARIE UNI
53	S. LIYANAGE & R. HAKIM	2ND	v's	EPPING
51	A. CRASTO & R. HAWKER	1ST	v's	STRATHFIELD
51	M. EMRAM & A. CRASTO	3RD	v's	LANE COVE

3RD GRADE STATISTICS FROM 1964 - 65

CENTURIES IN 3RD GRADE : (35)

W. MARSHALL	3	G. CLARKE	1	D. BURTON	3
G. RYAN	3	T. ROSS	1	B. FRANKSTON	1
R. LOPEZ	2	N. YOUNIS	1	N. DEERY	1
G. PENNYCOOK	2	S. SATHIAH	1	M. TRELOAR	1
P. PERKINS	1	C. CLUNAS	1	S. LIYANAGE	1
R. GENTLES	1	A. LAWSON	1	R. HAKIM	1
C. RYAN	1	G. GUTHRIE	1	M. WAKEFORD	2
S. LAING	1	C. ZAMMITT	1	T. AFFLECK	1
C. WILKINSON	1	S. FREEBURN	1		

<u>MOST RUNS IN A SEASON :</u>	769	R. LOPEZ	1998 - 99
<u>MOST WICKETS IN A SEASON :</u>	80	K. WILLIAMS	1966 - 67
<u>BEST BATTING AVERAGE :</u>	78.7	C. DENHAM	2005 - 06
<u>BEST BOWLING AVERAGE :</u>	6.4	R. JOHNSON	1976 - 77
<u>MOST CATCHES IN A SEASON :</u>	25	T. ROSS (Wkt-Kpr)	2001 - 02
	22	D. TRIBOLET (Fielder)	1966 - 67
<u>MOST DISMISSALS IN A SEASON :</u>	30	C. CLUNAS (Wkt-Kpr) (18 ct , 12 st)	1995 - 96
<u>HIGHEST INDIVIDUAL SCORE :</u>	170*	R. LOPEZ	1998 - 99
<u>MOST WICKETS IN AN INNINGS :</u>	10/43	K. WILLIAMS	1966 - 67

TEAM SCORES

<u>HIGHEST :</u>	FOR :	7/410 dec	v's	BURWOOD	2008 - 09 **
	AGAINST :	356	v's	EPPING	1980 - 81
	AGAINST :	8/356	v's	BURWOOD	2002 - 03
<u>LOWEST :</u>	FOR :	23	v's	HOLROYD HILLS	2002 - 03
	AGAINST :	19	v's	MOSMAN	1965 - 66

BEST PARTNERSHIP FOR EACH WICKET

<u>WKT</u>	<u>SCORE</u>	<u>PARTNERSHIP</u>			<u>OPPONENT</u>	<u>SEASON</u>
1ST	151	J. KHALIFEH	&	P. LEACY	v's CANTERBURY	1971 - 72
2ND	145	W. MARSHALL	&	C. ZAMMITT	v's STRATHFIELD	1985 - 86
3RD	137*	M. DEERY	&	M. WAKEFORD	v's LANE COVE	2007 - 08
4TH	164	T. BYRNES	&	G. KENNY	v's BURWOOD	1986 - 87
5TH	136	C. NOVOSEL	&	S. LIYANAGE	v's HOLROYD HILLS	2005 - 06
6TH	149	A. LAWSON	&	G. KENNY	v's BLACKTOWN	1995 - 96
7TH	123*	D. BURTON	&	P. ANANIN	v's MACQUARIE	2008 - 09 **
8TH	142	R. LOPEZ	&	M. WOOD	v's MACQUARIE	1998 - 99
9TH	279	M. WAKEFORD	&	D. BURTON	v's NTH WEST SYDNEY	2007 - 08
10TH	81	S. LAING	&	S. GUTHRIE	v's EPPING II	1980 - 81

4TH GRADE TEAM SCORES AND RESULTS 2008 - 09

<u>ROUND</u>	<u>OPPONENT</u>	<u>SCORES</u>	<u>RESULT</u>
1	MACQUARIE UNI	AUBURN MACQUARIE UNI	10/269 8/261 Won First Innings
2	WARRINGAH	AUBURN WARRINGAH	9/163 10/160 Won First Innings
3	LANE COVE	AUBURN LANE COVE	10/303 10/197 Won First Innings
4	SOUTH SYDNEY	AUBURN SOUTH SYDNEY	10/207 10/52 & 10/98 Won First Innings
5	EPPING	AUBURN EPPING	10/166 & 6/185 dec 10/179 & 6/81 Won Outright*
6	GEORGES RIVER	AUBURN GEORGES RIVER	10/133 & 6/150 dec 4/134 & 6/85 Loss First Innings
7	LINDFIELD	AUBURN LINDFIELD	8/119 10/118 Won First Innings
8	ROSEVILLE	AUBURN ROSEVILLE	10/225 9/76 & 9/79 Won Outright
9	SOUTHERN DISTRICTS	AUBURN SOUTHERN DISTRICTS	3/85 7/83 Won First Innings
10	BURWOOD	AUBURN BURWOOD	10/167 7/169 Loss First Innings
11	PENNANT HILLS	AUBURN PENNANT HILLS	6/227 9/169 Won First Innings
12	STRATHFIELD	AUBURN STRATHFIELD	3/235 10/153 & 3/142 Won First Innings
13	NORTH WEST SYDNEY	AUBURN NORTH WEST SYDNEY	10/176 10/107 Won First Innings
QUARTER FINAL	LINDFIELD	AUBURN LINDFIELD	10/122 9/164 Loss First Innings

4th Grade Captain's Report

Well just one of those years, I thought last season was hard to swallow but this season took the cake. The loss of the last 3 wickets in the final 15 minutes of play in the Qualifying Final against Lindfield, which resulted in us loosing the match and being knocked out of the Semi-finals, was one of the worst feelings I have had in my 32 years of cricket. The loss was even more difficult to take when you know that your team is a much better team than it showed in the Qualifying Final. With a bit of luck and if the team can put it together at the right end of the end of the season, there is no reason why we cannot be a strong contender for the title.

On a positive note it was good to captain a World X1 team. Auburn is the most multi-cultural club in Shires cricket and very proud of it. At one stage of the season the team consisted of players with backgrounds from Pakistan, India, Turkey, Africa, Asia/Sri Lanka, Croatia, now that's a team.

I would like thank Mark Cotter and Chris Novosel for captaining the team when I was unavailable and I would also like to thank the Committee on their hard work all year. In particular to Ned Novosel for all the work he does in Ned's Kitchen at Mona Park, to 'Bouds' (Peter Abboud) for setting up the training nets and putting the covers down during the season and to Woody (Mike Wood) for putting up with all the calls and drama.

Well done to 3rd Grade for being Minor Premiers and also to Raoul's 2nd Grade team for making the Final. Also congratulations to all players who played for Auburn during the season and helped to bring back 'Tribes' (Dave Tribolet Club Championship Trophy) to Auburn for another year.

I would also like to congratulate three of my young guns from last years 4th Grade team for making the step up to higher grades, Peter Ananin (3rd Grade), Mark Freeburn (2nd Grade) and Nathan Ross (1st grade), well done.

Special thanks to Rod Miller for undertaking the scoring duties on a number of occasions through out the season.

Jason Jewiss
Captain

=====

Player Profiles

Oscar Bray: Will be a good player in years to come, needs to take in all the positive things out of this year and back his own ability next season.

Byron Frankson: First year back for a couple of years and it was good to see him back at Auburn, a bit rusty but will be better for it next season.

Sanketh Gitte: One of the best fielders in the club, good top order batsman who will play higher grades next season.

Chris Novosel: My right hand man, always good having Chris around, his help and opinions are much appreciated.

Vince Cardinale: Solid wicket-keeper batsman who started the season late but with a full season behind him, Vinnie will be able show his true colours next season. Good bloke and very popular with his team mates.

Jaz Singh: A great season, produced match winning performances with both bat and ball on several occasions this season. One of the most passionate cricket players I have come across. Hope to see him again next season.

Trent Miller: Not much to say about Trent, everybody knows that he is a champion bloke and always a pleasure to him in my team.

Adam West: A wonderful westie, very promising pace bowler, it will be good to see Adam progress through the higher grades next season.

Kevin Bartolomeusz: One nice guy always tried his best and played with a lot of passion. High light was his hat-trick against South Sydney, well done Kev.

Karan Sandhu: Promising pace bowler who when focused can be a match winner, will have learned a lot from this season's experience. Hope to see him back again next season.

=====

FOURTH GRADE AVERAGES 2008 - 09

BATTING

NAME	RUNS	INNS	NO	50	100	HS	CTCH	ST	AVE	MTCH
J. SINGH	308	11	3	3	0	70	4		38.50	11
S. GITTE	189	6	2	0	1	103 x	5		47.25	6
S. RANA	185	5	1	2	0	76 x	1		46.25	3
R. HAWKER	169	3	0	2	0	80	1		56.33	3
C. NOVOSEL	165	11	1	0	0	33	5		16.50	11
B. FRANKSON	146	10	1	0	0	47	2		16.22	9
J. ATKINSON	124	1	0	0	1	124	0		124.00	1
T. MILLER	123	8	2	1	0	50	1		20.50	9
O. BRAY	105	7	1	0	0	30	1		17.50	6
T. ROSS	98	4	1	1	0	63	3		32.67	4
J. JEWISS	93	6	1	0	0	34	1		18.60	7
M. MEHCUR	93	9	0	0	0	27	2		10.33	7
A. WARBURTON	92	6	0	0	0	25	8		15.33	5
K. CHEEMA	90	6	0	0	0	35	0		15.00	4
M. COTTER	90	7	0	0	0	29	0		12.86	7
J. BELL	83	1	0	1	0	83	1		83.00	1
P. ABBODD	74	3	0	1	0	51	0		24.67	3
V. CARDINALE	74	7	1	0	0	42 x	11	1	12.33	8
K. SANDHU	57	3	0	0	0	24	0		19.00	4
N. HADDAD	41	5	0	0	0	17	3		8.20	4
K. BARTHOLOMEUSZ	39	6	1	0	0	22	2		7.80	8
S. JOSHI	36	5	0	0	0	17	1		7.20	5
A. WEST	33	6	2	0	0	14	2		8.25	8
R. XAVIER	22	2	1	0	0	17	0		22.00	1
M. WILTON	22	2	0	0	0	18	2		11.00	3
M. HUSSAIN	21	3	1	0	0	11 x	2		10.50	7
M. CROUCHER	17	1	0	0	0	17	0		17.00	1
K. TALLAPRAGADA	15	3	2	0	0	10 x	0		15.00	3
S. LIYANAGE	12	2	0	0	0	12	1		6.00	2
M. SZADY	8	1	1	0	0	8 x	0		-	1
N. DEERY	4	1	0	0	0	4	0		4.00	1
E. APHAIWONGSE	3	2	0	0	0	3	0		1.50	2

FOURTH GRADE AVERAGES 2008 - 09

BOWLING

<u>NAME</u>	<u>WICK</u>	<u>O</u>	<u>M</u>	<u>RUN</u>	<u>BEST</u>	<u>5FOR</u>	<u>AVE</u>	<u>MTCH</u>
T. MILLER	25	120.2	37	280	4/14		11.20	9
A. WEST	22	89.4	14	255	6/39	1	11.59	8
J. SINGH	22	140	30	453	3/21		20.59	11
K. BARTHOLOMEUSZ	21	73.1	17	200	7/29	1	9.52	8
M. HUSSAIN	10	77.2	15	178	3/13		17.80	7
J. JEWISS	9	74	20	208	3/16		23.11	7
M. MEHCUR	5	42	10	145	2/23		29.00	7
S. GITTE	4	17	7	30	2/15		7.50	6
K. TALLAPRAGADA	4	18	2	65	3/41		16.25	3
K. SANDHU	4	41.4	10	139	2/57		34.75	4
M. SZADY	3	8	1	23	3/23		7.67	1
S. JOSHI	3	15	2	60	2/33		20.00	5
K. CHEEMA	3	28.3	4	108	2/26		36.00	4
B. FRANKSON	2	5	0	21	2/12		10.50	9
J. ATKINSON	2	16	6	27	2/27		13.50	1
S. RANA	2	10	2	27	2/14		13.50	3
M. CROUCHER	1	3.3	2	8	1/8		8.00	1
O. BRAY	1	2	0	13	1/13		13.00	6
A. WARBURTON	1	7.5	1	27	1/3		27.00	5
R. XAVIER	1	9	2	29	1/19		29.00	1
P. ABBODD	1	13	1	57	1/31		57.00	3
V. CARDINALE	0	2.3	0	17	0/17		-	8

4TH GRADE OUTSTANDING PERFORMANCES 2008 - 09

BATTING

J. ATKINSON	124	v's	LANE COVE	S. RANA	68	v's	GEORGES RIVER
S. GITTE	103*	v's	STRATHFIELD	T. ROSS	63	v's	SOUTH SYDNEY
J. BELL	83	v's	STRATHFIELD	J. SINGH	57	v's	LANE COVE
R.HAWKER	80	v's	BURWOOD	J. SINGH	56	v's	ROSEVILLE
S. RANA	76*	v's	EPPING	J. JEWISS	51	v's	MACQUARIE UNI
R.HAWKER	72	v's	PENNANT HILLS	T. MILLER	50	v's	ROSEVILLE
J. SINGH	70	v's	NTH WEST SYDNEY				

BOWLING

K. BARTOLOMEUSZ	7/29	v's	SOUTH SYDNEY	A. WEST	4/22	v's	ROSEVILLE
A. WEST	6/39	v's	LINDFIELD	K. BARTOLOMEUSZ	4/24	v's	NTH WEST SYDNEY
T. MILLER	4/14	v's	LINDFIELD	T. MILLER	4/31	v's	GEORGES RIVER

4TH GRADE 50+ PARTNERSHIPS 2008 - 09

189	S. GITTE & S. BELL	3RD	v's STRATHFIELD
98	A. ROSS & A. WARBURTON	6TH	v's SOUTH SYDNEY
83	J. JEWISS & P. ABBODD	7TH	v's MACQUARIE UNI
72	R. HAWKER & O. BRAY	1ST	v's PENNANT HILLS
67	B. FRANKSON & C. NOVOSEL	3RD	v's EPPING
67	J. ATKINSON & B. FRANKSON	4TH	v's LANE COVE
63	J. JEWISS & J. SINGH	8th	v's NTH WEST SYDNEY
61	S. RANA & A. ROSS	7TH	v's EPPING
60	R. HAWKER & C. NOVOSEL	2ND	v's PENNANT HILLS
58	J. SINGH & K. BARTHOLOMEUSZ	8TH	v's LANE COVE
55	S. RANA & T. MILLER	4TH	v's GEORGES RIVER
54	S. RANA & M. MEHCUR	2ND	v's GEORGES RIVER
52	S. RANA & C. NOVOSEL	3RD	v's LINDFIELD

4TH GRADE STATISTICS FROM 1982 - 83

CENTURIES IN 4th GRADE : (34)

T. SANDERSON	2	G. RYAN	1	G. WESTERBERG	1
J. BELL	3	C. RYAN	1	D. BETTIOL	1
A. FARLEY	1	D. HARVEY	1	R. HAKIM	1
M. COTTER	1	C. ZAMMITT	1	N. DEERY	1
T. RICHARDS	1	D. FISHER	1	B. EDWARDS	1
W. SHEARGOLD	1	J. COOK	1	R. ANANDAPPA	1
S. BLOMFIELD	1	R. PALAMINO	1	N. ROSS	2
I. COWAN	1	W. SAUNDERS	1	M. WILTON	1
A. DOWNTON	1	D. METCALFE	1	J. ATKINSON	1
T. ROSS	1	B. BERGAN	1	S. GITTE	1

<u>MOST RUNS IN A SEASON :</u>	480	J. BELL	1998 - 99
<u>MOST WICKETS IN A SEASON :</u>	38	A. JULIEN	1988 - 89
<u>BEST BATTING AVERAGE :</u>	65.20	N. ROSS	2007 - 08
<u>BEST BOWLING AVERAGE :</u>	6.54	R. JOHNSON	1985 - 86
<u>MOST CATCHES IN A SEASON :</u>	24	J. BELL (Wkt-Kpr)	2000 - 01
	14	J. BELL (Fielder)	1997 - 98
<u>MOST DISMISSALS IN A SEASON :</u>	28	J. BELL (Wkt-Kpr)	2000 - 01
		(24 ct , 4 st)	
<u>HIGHEST INDIVIDUAL SCORE :</u>	187	R. ANANDAPPA	2004 - 05
<u>MOST WICKETS IN AN INNINGS :</u>	8/34	I. ZUBAK	1985 - 86

TEAM SCORES

<u>HIGHEST :</u>	FOR :	6/ 383 dec	v's	MACQUARIE UNI (Semi)	2007 - 08
	AGAINST :	7/ 422	v's	SOUTH SYDNEY	1997 - 98
<u>LOWEST :</u>	FOR :	19	v's	BURWOOD	1995 - 96
	AGAINST :	20	v's	SOUTHERN DISTRICTS	2007 - 08

BEST PARTNERSHIP FOR EACH WICKET

<u>WKT</u>	<u>SCORE</u>	<u>PARTNERSHIP</u>	<u>OPPONENT</u>	<u>SEASON</u>
1ST	173*	N. VARSANI & T. ROSS	v's HOLROYD HILLS	2005 - 06
2ND	278*	T. SANDERSON & G. RYAN	v's STRATHFIELD	1986 - 87
3RD	189	S. GITTE & S. BELL	v's STRATHFIELD	2008 - 09 **
4TH	139	T. RICHARDS & W. SHEPHERD	v's LINDFIELD	1984 - 85
5TH	168	N. DEERY & I. COWAN	v's WARRINGAH	2001 - 02
6TH	117	B. EDWARDS & M. HOLMES	v's HOLROYD HILLS	2003 - 04
7TH	87	J.BELL & D. BETTIOL	v's MACQUARIE UNI	1995 - 96
8TH	87*	B. EDWARDS & T. SHAD	v's ROSEVILLE	2003 - 04
9TH	90	D. DAWSON & S. BOWLES	v's EPPING	2000 - 01
10TH	86*	J. AITKEN & P. ABBOUD	v's BURWOOD	2002 - 03

5TH GRADE TEAM SCORES AND RESULTS 2008 - 09

<u>ROUND</u>	<u>OPPONENT</u>	<u>SCORES</u>	<u>RESULT</u>
1	EPPING	AUBURN EPPING	- - WASHED OUT
2	LANE COVE	AUBURN LANE COVE	7/198 6/199 Loss First Innings
3	ROSEVILLE	AUBURN ROSEVILLE	10/115 9/225 Loss First Innings
4	LINDFIELD BLUE	AUBURN LINDFIELD BLUE	9/115 Loss First Innings
5	SOUTH SYDNEY	AUBURN SOUTH SYDNEY	10/147 8/176 Loss First Innings
6	MACQUARIE UNI	AUBURN MACQUARIE UNI	8/236 10/119 Won First Innings
7	LINDFIELD GOLD	AUBURN LINDFIELD GOLD	4/138 10/136 Won First Innings
8	GEORGES RIVER	AUBURN GEORGES RIVER	8/154 6/267 dec DRAW
9	BURWOOD	AUBURN BURWOOD	- - WASHED OUT
10	BURWOOD	AUBURN BURWOOD	3/109 10/108 Won First Innings
11	LANE COVE	AUBURN LANE COVE	4/143 10/138 Won First Innings
12	ROSEVILLE	AUBURN ROSEVILLE	3/74 10/73 Won First Innings
13	LINDFIELD BLUE	AUBURN LINDFIELD BLUE	10/122 10/147 Loss First Innings
14	SOUTH SYDNEY	AUBURN SOUTH SYDNEY	2/108 10/104 Won First Innings
15	MACQUARIE UNI	AUBURN MACQUARIE UNI	2/159 10/157 Won First Innings
16	LINDFIELD GOLD	AUBURN LINDFIELD GOLD	7/170 7/136 Won First Innings
17	GEORGES RIVER	AUBURN GEORGES RIVER	2/202 10/194 Won First Innings
18	EPPING	AUBURN EPPING	4/121 10/119 Won First Innings
SEMI	LINDFIELD	AUBURN LINDFIELD	10/107 7/154 Loss First Innings

5th Grade Captain's Report

Congratulations to Georges River - Premiers

2008/09 was an interesting and enjoyable season. This season only 27 different players participated enthusiastically (50% less than last season) and on a number of occasions we had more than the required eleven. After five rounds we had not won a game, in the next thirteen rounds we suffered only one defeat. A great effort by a competitive cohesive group.

Season Summary

Won: 10

Lost: 5

Drawn: 3

Tosses: *Won 6* *Lost 10*

Runs For: 2,312 *Wickets Lost 93* *Ave 24.8*

Runs Against: 2,409 *Wickets Lost 140* *Ave 17.2*

Semi-Final vs Lindfield Blue at Acron Oval, St Ives (45 overs a side match)

Lindfield batted first and were struggling at 6/61(22 overs) due to excellent bowling by Wayne Moore, Peter Abboud (2/23 off 7 overs) and Reynold Xavier (2/22 off 9 overs). The seventh wicket fell to Andrew Baker (1/20 off 9 overs) with the total on 105, leaving us in a winning position. However, Lindfield struggled to a final score of 7/154 after surviving a number of lucky escapes. An achievable target.

A disappointing start saw us at 1/0, 2/7, 3/23 until a promising partnership between Eddie Aphaiwongse and Muhammed Mechur saw the score at 3/42 after 11 overs. Then a dramatic collapse followed and we struggled to 9/80 (lost 6/38), when a last wicket partnership of 27 runs due to some lusty hitting by Mitchell Binkins (17) gave us a final total of 107 off 34 overs. A loss but we will be a stronger and a better unit for the experience.

Season Highlights

1. Winning the Club Championship
2. Sides in the Final: Frank Gray Shield & 2nd Grade
3. Minor Premiership 3rd Grade
4. Winning our 1st match in Round 6 vs Macquarie University (Vince Cardinale 77 runs – promoted to 4th Grade)

5. Oscar Bray's consistency with the bat, i.e. 65*,51*, 34*, 40, 38 + 60 – promoted to 4th Grade)
6. Partnership of 61 between Michael Potter 20 * and Mustafa Poonawalla 34 to ensure a draw vs Georges River in Round 8.
7. Round11- 100 run partnership between Sanketh Gitte 81* (promoted to 4th Grade) & Eddie Aphaiwongse 22*, vs Lane Cove
8. Round 13 vs Lindfield Blue – Peter Abboud's 47 took the side close to victory. Outstanding batting on an ordinary wicket
9. Round 14 vs South Sydney – Partnership of 96 runs between Wayne Moore 51 & Oscar Bray 38* to clinch victory. Also in the same match Kevin Bartolomeusz's great catch at mid-off.
10. Round 17 vs Georges River victory and fantastic performance by Andrew Baker 6/66 (24 overs), Norm Haddad 102* & Rumeet Singh 87 i.e. Partnership of 189 runs (2nd Wicket) – an outstanding win against the ultimate Premiers.
11. Round 18 defeat of Epping with depleted side, plus the bowling of Reynold Xavier 3/21 (9 overs) and Mohammad Hadayek 3/30 (10 overs).

Congratulations to the clubs outstanding administration team's organizational skills after losing a number of top players from last season. They worked tirelessly to meet the challenges and obtained high quality replacements. Reward - Club Championship again.

Next year will bring greater success – maintain the enthusiasm.

Best of luck.

John Aitken

Captain

=====

Player Profiles

Peter Abboud: Amazing effort, battled hand injury which would have sidelined most. Outstanding 47 against Lindfield on an ordinary wicket. Opening the bowling late in the season he usually took early wickets. Quality outfielder.

Michael Potter: Michael's batting continued to show a marked improvement. Deserves to be classed as an all-rounder. Best batting performance was 20* vs Georges River. Bowling was of high standard with economy rate under 2.5. His contributions were sorely missed when he went into semi retirement. Top quality club man. Please return next season, full time.

Eddie Aphaiwongse: Handy wicketkeeper and quality opening batsman, who valued his wicket and continues to improve. Ground fielding high standard & capable of rapid promotion next season.

Wayne Moore: Another outstanding year. High quality out swing bowling, team's leading wicket taker at a low cost and economy rate of under 3. Showed batting ability with 51 vs South Sydney. Good outfielder. Deserves recognition and promotion to higher grades next season.

Oscar Bray: Our sides leading run scorer and a key player in the side making the Semi-Final. 300 plus runs at an average of 65. Good wicketkeeper when required. Excellent hands in the field and deserved his promotion to 4th Grade. Thanks Oscar.

Andrew Baker: Our star player. Hard hitting batsman and high quality slips fieldsman. Plus a leg spinner who should be playing higher grades. His value was shown vs Georges River with his 6/66 off 24 overs. Desire and fitness are the key ingredients for success and promotion.

Reynold Xavier: Young player who will progress to higher grades. Showed glimpses of a batting talent above average and will improve markedly next season. Left arm medium pace bowler who put sustained pressure on opposition, with best figures of 4/17 vs Roseville. Best performance in the Semi-Final 2/22 (9 overs). Watch his progress.

Rumeet Singh: High quality opening batsman. Showed form late in the season with a brilliant 87 vs Georges River. Fielding lifted dramatically later on in the season. Great in mid range catching position. Continuation of late form will ensure rapid promotion next season.

Norm Haddad: Excellent in short range catching positions and valuable wicketkeeper. Starred with the bat with 102* vs Georges River (Premiers). Great competitor who with a balanced hard working attitude can win selection in a much higher grade.

Muhammed Mehcur: Valuable team player. Batting better than figures show. Capable of rapid improvement. Right hand medium pace bowler who took a number of important wickets. Quality fearless fielder.

Vince Cardinale: Quality wicketkeeper and batsman. Won promotion to 4th Grade after scoring 77* vs Macquarie University.

Kevin Bartolomeusz:

Quality opening bowler and team player. Earned early promotion to 4th Grade.

Mark Cotter

Outstanding clubman and quality player. Good value in any side.

Maqbool Hussain

Above average leg spin bowler who created many opportunities, a match winner.

Sandeep Joshi

Above average player. Consistent commitment will earn remarkable rewards.

Mitchell Binkins: Energetic pace bowler, who with good direction could make remarkable improvement. Hard working fielder. Produced his top batting score in Semi-Final. Next year will be crucial in his development.

Sanketh Gitte: Quality plus, all round cricketer promoted to 4th Grade after 81* vs Lane Cove.

Matthew Wilton: Quality all-rounder. Capable of match winning performances. Limited availability.

Krishna Tallapragada: Tall talented leg spinner who only received limited opportunities.

Michael Croucher: Quality young fast bowler who will return next year 100% fit and surprise many with his sustained pace.

Mohammad Hadeyek: Promising young right hand leg spinner who only played four games. Best performance 3/30 off 10 overs. Definite selection next year. Regularly attended practice-vital for success.

Valued support players- one match each: A. Thomas, D Richardson, B Frankson, C Denham.
- Thanks

FIFTH GRADE AVERAGES**2008 - 09****BATTING**

<u>NAME</u>	<u>RUNS</u>	<u>INNS</u>	<u>NO</u>	<u>50</u>	<u>100</u>	<u>HS</u>	<u>CTCH</u>	<u>ST</u>	<u>AVE</u>	<u>MTCH</u>
O. BRAY	323	10	5	3	0	65 x	2	2	64.60	10
P. ABOUD	233	13	1	0	0	47	2		19.42	15
R. SINGH	227	11	1	1	0	87	4		22.70	11
E. APHAIWONGSE	208	13	1	0	0	32	9		17.33	14
N. HADDAD	193	9	4	0	0	102 x	5	2	38.60	9
S. GITTE	133	3	2	1	0	81 x	2		133.00	3
M. WILTON	122	6	1	0	0	43	1		24.40	6
W. MOORE	121	10	0	1	0	51	1		12.10	16
S. JOSHI	98	4	1	0	0	36	0		32.67	4
R. XAVIER	93	8	3	0	0	18 x	2		18.60	13
M. POONAWALA	85	8	0	0	0	34	1		10.63	10
V. CARDINALE	80	2	1	0	0	77 x	2	1	80.00	3
M. MEHCUR	66	5	0	0	0	31	3		13.20	9
M. BINKINS	38	5	1	0	0	17	2		9.50	8
M. POTTER	35	4	1	0	0	20 x	1		11.67	6
A. BAKER	32	4	2	0	0	17 x	4		16.00	9
M. COTTER	23	3	0	0	0	19	2		7.67	3
C. DENHAM	13	1	0	0	0	13	0		13.00	1
M. HEDAYAT	9	2	2	0	0	6 x	2		-	4
J. AITKEN	7	5	3	0	0	4 x	1		3.50	16
K. TALLAPRAGADA	5	1	0	0	0	5	0		5.00	3
A. THOMAS	1	1	0	0	0	1	0		1.00	1
K. BARTHOLOMEUSZ	1	1	0	0	0	1	4		1.00	5
M. HUSSAIN	0	1	0	0	0	0	2		0.00	3
B. FRANKSON	0	1	0	0	1	0	0		0.00	1
D. RICHARDSON	0	1	0	0	0	0	0		0.00	1
M. CROUCHER	0	0	0	0	0	0	1		-	1

FIFTH GRADE AVERAGES 2008 - 09

BOWLING

<u>NAME</u>	<u>WICK</u>	<u>O</u>	<u>M</u>	<u>RUN</u>	<u>BEST</u>	<u>5FOR</u>	<u>AVE</u>	<u>MTCH</u>
W. MOORE	25	138.4	14	415	3/8		16.60	16
A. BAKER	21	75	8	264	6/66	1	12.57	9
R. XAVIER	15	96	22	299	4/17		19.93	13
K. BARTHOLOMEUSZ	10	34	4	124	3/25		12.40	5
M. WILTON	10	41	2	160	3/15		16.00	6
P. ABOUD	9	76	5	249	3/17		27.67	15
M. MEHCUR	8	47.1	9	145	2/7		18.13	9
S. GITTE	6	14.5	1	59	3/24		9.83	3
M. HUSSAIN	5	21	4	43	3/14		8.60	3
M. POTTER	5	55	9	137	2/21		27.40	6
S. JOSHI	4	19	1	56	2/12		14.00	4
K. TALLAPRAGADA	3	16	3	58	1/13		19.33	3
J. AITKEN	3	10.2	1	61	3/51		20.33	16
M. HEDAYAT	3	22	1	113	0/19		37.67	4
M. CROUCHER	2	5	1	14	2/14		7.00	1
C. DENHAM	2	11	1	48	2/48		24.00	1
N. HADDAD	1	2	0	23	1/23		23.00	9
M. BINKINS	1	17	1	103	1/25		103.00	8
R. SINGH	0	3.4	0	24	0/4		-	11
D. RICHARDSON	0	3	0	19	0/19		-	1
A. THOMAS	0	3	0	12	0/12		-	1
M. POONAWALA	0	2	0	10	0/10		-	10
O. BRAY	0	1	0	8	0/8		-	10

5TH GRADE OUTSTANDING PERFORMANCES 2008 - 09**BATTING**

N. HADDAD	102*	V'S	GEORGES RIVER
S. GITTE	81*	V'S	LANE COVE
V. CARDINALE	77*	V'S	MACQUARIE UNI
O. BRAY	65*	V'S	LANE COVE
O. BRAY	60*	V'S	MACQUARIE UNI
O. BRAY	51*	V'S	LINDFIELD
W. MOORE	51	V'S	SOUTH SYDNEY

BOWLING

A. BAKER	6 / 66	V'S	GEORGES RIVER
R. XAVIER	4 / 17	V'S	ROSEVILLE
A. BAKER	4 / 26	V'S	LINDFIELD

5TH GRADE 50+ PARTNERSHIPS 2008 - 09

189	R. SINGH & N. HADDAD	2ND	v's	GEORGES RIVER
107*	S. GITTE & E. AIPHAIWONGSE	5TH	v's	LANE COVE
96	W. MOORE & O. BRAY	2ND	v's	SOUTH SYDNEY
92	V. CARDINALE & M. POONAWALA	8TH	v's	MACQUARIE UNI
84*	O. BRAY & N. HEDAYAT	3RD	v's	MACQUARIE UNI
67	E. AIPHAIWONGSE & O. BRAY	2ND	v's	LINDFIELD
61	M. POONAWALA & M. POTTER	8TH	v's	GEORGES RIVER
59*	S. GITTE & M. HEDAYAT	4TH	v's	ROSEVILLE
58	E. AIPHAIWONGSE & R. SINGH	1ST	v's	LINDFIELD GOLD
55	O. BRAY & P. ABOUD	3RD	v's	LANE COVE

U/24 GRADE (FRANK GRAY SHIELD) RESULTS 2008 - 09

<u>ROUND</u>	<u>OPPONENT</u>		<u>SCORES</u>	<u>RESULT</u>
1	SOUTH SYDNEY	AUBURN	7/212	WON 1ST INNINGS
		SOUTH SYDNEY	10/147	
2	NTH WEST SYDNEY	AUBURN	10/146	WON 1ST INNINGS
		NTH WEST SYDNEY	10/88	
3	LANE COVE	AUBURN	10/75	Lost First Innings
		LANE COVE	10/89	
4	LINDFIELD	AUBURN	6/145	WON 1ST INNINGS
		LINDFIELD	10/142	
5	GEORGES RIVER	AUBURN	4/129	WON 1ST INNINGS
		GEORGES RIVER	10/127	
6	ROSEVILLE	AUBURN	8/268	WON 1ST INNINGS
		ROSEVILLE	10/254	
7	WARRINGAH	AUBURN	10/188	WON 1ST INNINGS
		WARRINGAH	10/157	
QUARTER FINAL	STRATHFIELD	AUBURN	10/119	Lost First Innings
		STRATHFIELD	6/231	
SEMI FINAL	BURWOOD	AUBURN	6/165	WON 1ST INNINGS
		BURWOOD	8/164	
FINAL	STRATHFIELD	AUBURN	10/119	Lost First Innings
		STRATHFIELD	6/231	

Frank Gray Shield Season Report

This team performed really well to reach the final for the second year running. Most of us expected a mid table finish but no one told Cooky and the boys. Shane moulded the team into a keen and competitive outfit.

Wins against quality teams such as Warringah, Lindfield and Burwood in the semi final showed high ability and competitiveness. We were beaten by a better Strathfield team in the final and while there are no excuses, the loss of Cooky due to injury took away our captain and strike bowler.

Special mention must go to our Frank Gray Shield player of the year Mohammed Emran who also tied for the competitions best player, only to be beaten on a count back. Next year should be an exciting one with many new players coming into the Frank Gray Shield squad. To Cooky, Dave, A.V, Szades, Moose, Rafee and Johnny who all move on thanks for your efforts

Ray Gentles

Manager

PLAYER PROFILES

Shane Cook

Shane led the side effectively, with skill and enthusiasm and it was his leadership that got us so far. Shane 's short quick spells were able to turn games in our favour and his ability to unsettle good players gained wickets for himself and other bowlers.

Dave Wood

Dave had one of those seasons where he didn't get the breaks. Dave is a quality player as his outstanding efforts with bat and ball in the 3's semi final showed. He did a great job having to step in as captain for the final.

Mohammed Emran

An outstanding series by Emmy to score 214 runs at 35.67 and to bowl the most overs for the team taking 11 wickets at a terrific economy rate of 2.70 per over. Not bad for a leggie.

Dimitri Papanis

Moose showed his great heart at the business end of the Frank Gray, Taking 5-49 v Warringah, 1-26 off 10 in the semi and 4-39 in the final, a great effort given how well Strathfield batted. Moose is a great guy to have in any team.

Mitch Wakeford A blazing 62 v Warringah demonstrated Mitch's batting ability, though he would hope for more consistency next season. Mitch bowled really well, his 3-26 in the semi v Burwood was a highlight.

Johnny Atkinson

Jon's stylish batting was a feature in the FG'S. 82 V Souths, 42 v Warringah and a gutsy 15 in the final stood out. We had so many spinners Jon missed out a bit, though his 4-23 v Lindfield showed his potential

Nathan Ross

65 v Georges River, a dashing 62 v Roseville and a quickfire 26 in the final were the FG highlights in what was a great season for Nathan generally.

Mark Freeburn

Parcel really came good when he got the chance to open in FG'S, producing a full kit of shots to score 55 v Roseville and a gritty 57 in the semi v Burwood

Tom Wood

Tom bowled a lot of overs for us in tandem with Emmy, a tactic which often confused the opposition. His 3-37 v Georges River was a great effort. Tom has a lot of potential with the bat and needs to focus on developing this next season

Aaron Vella

Av will be hard to replace next season as keeper, a motivator and as a batsman who always puts the team and the situation first. Aaron's keeping to our twin spin partnership always kept the pressure on.

Matt Szady

Despite a nagging ankle injury Matt bowled well, learning to develop some variety and guile to support his pace

Jas Singh

Jas suffered from us having a lot of quicks but bowled well in every game he played. A very tight spell in the semi v Burwood was a feature.

Thanks to: Raffee Hakim, Ash Crasto, Trent Miller, Pete Ananin and Karan Sandhu. Most of these players will play a greater role next season

FRANK GRAY SHIELD AVERAGES 2008 - 2009

BATTING

<u>NAME</u>	<u>RUNS</u>	<u>INNS</u>	<u>NO</u>	<u>50</u>	<u>100</u>	<u>HS</u>	<u>CTCH</u>	<u>ST</u>	<u>AVE</u>	<u>MTCH</u>
M. EMRAM	214	9	3	1	0	54 x	1		35.67	9
J. ATKINSON	199	8	0	1	0	82			24.88	8
N. ROSS	174	8	1	2	0	65	2		24.86	8
M. FREEBURN	148	8	0	2	0	62	5		18.50	8
M. WAKEFORD	131	8	1	1	0	62	2		18.71	8
D. WOOD	99	9	0	0	0	34	3		11.00	9
A. VELLA	94	8	3	0	0	27 x	6	8	18.80	9
Th. WOOD	64	7	1	0	0	19 x	2		10.67	9
S. COOK	31	4	2	0	0	16 x	2		15.50	8
M. SZADY	29	2	0	0	0	28	3		14.50	4
A. CRASTO	14	2	0	0	0	12	2		7.00	2
D. PAPANIS	12	3	2	0	0	6 x	1		12.00	6
P. ANANIN	10	2	0	0	0	9			5.00	3
J. SINGH	9	2	1	0	0	8 x	2		9.00	3
R. HAKIM	5	3	1	0	0	4 x			2.50	3
T. MILLER	3	1	0	0	0	3			3.00	1
K. SANDHU	0	1	0	0	0	0			0.00	1

FRANK GRAY SHIELD AVERAGES 2008 - 2009

BOWLING

<u>NAME</u>	<u>WICK</u>	<u>O</u>	<u>M</u>	<u>RUN</u>	<u>BEST</u>	<u>SFOR</u>	<u>AVE</u>	<u>MTCH</u>
D. PAPANIS	13	55	5	186	5/49	1	14.31	6
S. COOK	13	61.2	8	170	3/11	-	13.08	8
M. WAKEFORD	12	49.5	6	153	3/13	-	12.75	8
M. EMRAM	8	78.5	12	213	4/9	-	19.36	9
Th. WOOD	8	56	6	224	3/37	-	28.00	9
J. ATKINSON	6	11.3	2	45	4/23	-	7.50	8
M. SZADY	5	33.5	3	142	3/52	-	28.40	4
J. SINGH	4	20	2	62	2/18	-	15.50	3
P. ANANIN	3	9	1	32	2/12	-	10.67	3
T. MILLER	1	9	0	46	1/46	-	46.00	1
D. WOOD	0	4	0	24	0/6	-	-	9
N. ROSS	0	1	0	9	0/9	-	-	8
R. HAKIM	0	2	0	6	0/6	-	-	3
K. SANDHU	0	4	0	19	0/19	-	-	1

UNDER 24 (FRANK GRAY) STATISTICS FROM 1987 - 88

CENTURIES SCORED		6	
MOST RUNS IN A SERIES	B. DONALDSON	396	2003 - 04
MOST WICKETS IN A SERIES	B. DONALDSON	18	2002 - 03
	S. RANA	18	2005 - 06
BEST BATTING AVERAGE **	C. WHITE	98.5	1991 - 92
BEST BOWLING AVERAGE **	G. KASSIS	8.67	1987 - 88
MOST CATCHES IN A SERIES	S. FREEBURN	14	2004 - 05
MOST DISMISSALS IN A SERIES	S. FREEBURN	19	2004 - 05
HIGHEST INDIVIDUAL SCORE	B. DONALDSON	139x	2004 - 05
BEST BOWLING FIGURES	K. KASSIS	8 / 36	1989 - 90

***** Batting average qualification is 2 innings and 100 runs

***** Bowling average qualification is 25 overs and 6 wickets

TEAM SCORES

<u>HIGHEST :</u>	FOR	7/281	v's	SOUTH SYDNEY	2004 - 05
	AGAINST	6 / 369	v's	BEXLEY	1996 - 97
<u>LOWEST :</u>	FOR :	60	v's	STRATHFIELD	1998 - 99
	AGAINST :	7 / 45 all out	v's	EPPING	2001 - 02

BEST PARTNERSHIP FOR EACH WICKET

<u>WKT</u>	<u>SCORE</u>	<u>PARTNERSHIP</u>	<u>OPPONENT</u>	<u>SEASON</u>
1ST	91	G. SANDERS & M.BENSEMANN	v's BURWOOD	1994 - 95
2ND	120	M. TRELOAR & B. DONALDSON	v's GEORGES RIVER	2004 - 05
3RD	150	I. COWAN & B. DONALDSON	v's EPPING	2003 - 04
4TH	127	B. DONALDSON & B. TRELOAR	v's STHN DISTRICTS	2003 - 04
5TH	151	G. WESTERBERG & G. KASSIS	v's BAULKHAM HILLS	1988 - 89
6TH	118	B. TRELOAR & S. RANA	v's ROSEVILLE	2004 - 05
7TH	85*	S. SARINA & C. WHITE	v's BURWOOD	1991 - 92
8TH	62	S. FREEBURN & T. PALMER	v's CANT-BEXLEY	1999 - 00
9TH	56	S. ROY & M. MITCHELL	v's HILLS SHIRE.	1996 - 97
10TH	61	G. BIRT & J. NOVOSEL	v's HILLS SHIRE.	1998 - 99

UNDER 24 (FRANK GRAY) STATISTICS FROM 1987 - 88

WIN / LOSS RATIO AGAINST ALL OPPONENTS

OPPONENT	GAMES PLAYED	FIRST	INNS	DRAWN	TIED
		WIN	LOSS		
BAULKHAM HILLS }}	7	3	3	1	0
HILLS SHIRE	3	1	2	0	0
BEXLEY }}	7	4	3	0	0
CANTERBURY-BEXLEY	3	1	1	1	0
BURWOOD	15	6	9	0	0
CANTERBURY }}	5	1	4	0	0
GEORGES RIVER	5	5	0	0	0
EPPING	4	3	0	1	0
LANE COVE	7	0	7	0	0
LINDFIELD	5	3	1	1	0
MACQUARIE UNI	7	4	3	0	0
PENNANT HILLS	6	4	2	0	0
ROSEVILLE	9	6	1	2	0
STRATHFIELD	17	4	10	3	0
WARRINGAH	9	2	5	2	0
WENTWORTHVILLE }}	4	3	1	0	0
HOLROYD HILLS	8	2	6	0	0
BLACKTOWN	5	1	4	0	0
SOUTH SYDNEY	7	4	3	0	0
SOUTHERN DISTRICTS	7	5	1	1	0
NTH WEST SYDNEY	2	2	0	0	0
TOTALS	140	62	66	12	0

SUMMARY :	TOTAL PLAYED.....	142		
	TOTAL WON.....	64	44.3%	
	TOTAL LOST.....	66	47.1%	
	DRAWN / TIED.....	12	8.6%	

QUARTER FINALS	PLAYED	5	WON	3	LOST	2
			WINNING DRAW	0	LOSING DRAW	0
SEMI FINALS	PLAYED	6	WON	3	LOST	3
			WINNING DRAW	0	LOSING DRAW	0
FINALS	PLAYED	3	WON	0	LOST	3
			WINNING DRAW	0	LOSING DRAW	0

2008 - 2009 SEASON SUMMARY ALL GRADES

BATTING

<u>NAME</u>	<u>TOTAL</u>	<u>RUN</u> <u>1ST</u>	<u>RUN</u> <u>2ND</u>	<u>RUN</u> <u>3RD</u>	<u>RUN</u> <u>4TH</u>	<u>RUN</u> <u>5TH</u>	<u>INN</u>	<u>NO</u>	<u>50</u>	<u>100</u>	<u>HS</u>	<u>CTCH</u>	<u>AVE</u>	<u>MTCH</u>
R. HAKIM	530	-	0	530	-	-	17	3	4	0	93	7	37.86	15
N. ROSS	501	37	464	-	-	-	15	1	6	0	83	7	35.79	14
O. BRAY	428	-	-	-	105	323	17	6	3	0	65 x	5	38.91	16
A. CRASTO	394	0	42	352	-	-	16	1	3	0	83	8	26.27	16
R. BARBON	377	119	258	-	-	-	15	2	2	0	76	8	29.00	15
P. ANANIN	374	-	-	374	-	-	12	4	4	0	93	11	46.75	14
R. HAWKER	358	-	44	145	169	-	15	0	3	0	80	13	23.87	13
M. KIRWAN	336	336	-	-	-	-	13	0	1	0	89	4	25.85	13
K. BULATHSINGHALA	326	128	198	-	-	-	13	3	1	1	100	27	32.60	12
S. GITTE	322	-	-	-	189	133	9	4	1	1	103 x	7	64.40	9
M. EMRAM	314	-	84	230	-	-	15	2	2	0	83	11	24.15	15
J. SINGH	312	-	2	2	308	-	13	4	3	0	70	6	34.67	13
P. ABBODD	307	-	-	-	74	233	16	1	1	0	51	2	20.47	18
D. BURTON	297	-	0	297	-	-	13	4	1	1	125 x	7	33.00	15
J. ATKINSON	289	96	69	-	124	-	10	0	0	1	124	2	28.90	10
S. RANA	285	-	81	19	185	-	13	1	2	0	76 x	2	23.75	12
M. FREEBURN	283	-	223	60	-	-	16	3	1	0	55	7	21.77	16
B. DONALDSON	276	259	17	-	-	-	10	0	3	0	77	5	27.60	10
L. HANNA	272	272	-	-	-	-	13	0	0	0	40	2	20.92	13
G. STARKEY	268	-	208	60	-	-	11	1	0	1	103 x	4	26.80	11
S. LIYANAGE	265	-	-	253	12	-	12	3	2	0	66	5	29.44	12
M. COLLISON	264	264	-	-	-	-	11	0	0	1	106	4	24.00	11
D. WOOD	254	11	2	241	-	-	13	1	2	0	68	3	21.17	13
M. WAKEFORD	252	-	144	108	-	-	13	2	0	1	108 x	1	22.91	14
M. LABROOY	245	1	244	-	-	-	14	5	1	0	70 x	5	27.22	14
J. NOVOSEL	240	-	240	-	-	-	15	0	2	0	76	8	16.00	15
D. JOHNSON	237	237	-	-	-	-	11	4	2	0	73 x	3	33.86	12
N. HADDAD	234	-	-	-	41	193	14	4	0	0	102 x	10	23.40	13
R. SINGH	227	-	-	-	-	227	11	1	1	0	87	4	22.70	11
E. APHAIWONGSE	211	-	-	-	3	208	15	1	0	0	32	9	15.07	16
C. NOVOSEL	199	-	-	34	165	-	14	1	0	0	33	5	15.31	13
J. COLEMAN	173	173	-	-	-	-	13	7	0	0	39 x	5	28.83	13
I. COWEN	170	58	112	-	-	-	14	0	0	0	39	5	12.14	14
M. MEHCUR	159	-	-	-	93	66	14	0	0	0	31	5	11.36	16
N. DEERY	155	-	-	151	4	-	9	3	0	0	38	5	25.83	7
V. CARDINALE	155	-	-	1	74	80	10	2	0	0	77 x	16	19.38	12
N. SOUTH	155	155	-	-	-	-	11	1	1	0	58	3	15.50	11
J. JEWISS	150	-	57	-	93	-	9	1	0	0	34	4	18.75	11
B. FRANKSON	146	-	-	0	146	0	12	1	0	1	47	2	13.27	11

2008 - 2009 SEASON SUMMARY ALL GRADES

BOWLING

<u>NAME</u>	TOTAL	WK 1ST	WK 2ND	WK 3RD	WK 4TH	WK 5TH	O	M	RUN	BEST	5FOR	AVE	MTCH
P. BASTOW	41	-	0	41	-	-	192.5	45	648	5/34	2	15.80	15
J. COLEMAN	39	39	-	-	-	-	173.3	24	604	5/45	2	15.49	13
M. SZADY	35	-	1	31	3	-	192.4	43	521	6/34	2	14.89	14
M. LABROOY	33	1	32	-	-	-	163.3	67	294	5/13	1	8.91	14
K. BARTHOLOMEUSZ	31	-	-	-	21	10	107.1	21	324	7/29	1	10.45	13
T. MILLER	29	-	-	4	25	-	173.2	52	408	4/14	0	14.07	13
T. WOOD (Th)	29	-	29	-	-	-	143	30	477	5/33	1	16.45	14
M. EMRAM	28	-	15	13	-	-	132	33	312	4/42	0	11.14	15
D. PAPANIS	28	-	3	25	-	-	178	37	556	5/55	1	19.86	14
J. SINGH	26	-	1	3	22	-	162	34	554	3/21	0	21.31	13
W. MOORE	25	-	-	-	-	25	138.4	14	415	3/8	0	16.60	16
M. LEWIS	24	24	-	-	-	-	181.2	38	554	4/66	0	23.08	12
D. JOHNSON	23	23	-	-	-	-	159	23	452	4/15	0	19.65	12
A. WEST	22	-	-	-	22	-	89.4	14	255	6/39	1	11.59	8
A. BAKER	22	-	-	1	-	21	80.5	8	285	6/66	1	12.95	10
D. BURTON	20	-	2	18	-	-	106.2	25	337	4/10	0	16.85	15
D. WOOD	19	0	0	19	-	-	70.2	8	302	4/23	0	15.89	13
M. KIRWAN	18	18	-	-	-	-	128.1	22	402	4/34	0	22.33	13
M. HUSSAIN	17	-	2	0	10	5	114.2	22	286	3/13	0	16.82	13
J. JEWISS	17	-	8	-	9	-	140	32	410	4/52	0	24.12	11
S. RANA	16	-	9	5	2	-	82.2	25	190	4/6	0	11.88	12
R. BARBON	16	0	16	-	-	-	97.5	23	247	6/34	2	15.44	15
K. SANDHU	16	-	12	-	4	-	102.4	31	269	4/17	0	16.81	9
R. XAVIER	16	-	-	-	1	15	105	24	328	4/17	0	20.50	14
M. WAKEFORD	15	-	14	1	-	-	106	21	350	4/40	0	23.33	14
M. MEHCUR	13	-	-	-	5	8	89.1	19	290	2/7	0	22.31	16
S. COOK	11	11	-	-	-	-	71.3	8	275	3/50	0	25.00	7
S. GITTE	10	-	-	-	4	6	31.5	8	89	3/24	0	8.90	9
M. WILTON	10	-	-	-	0	10	41	2	160	3/15	0	16.00	9
I. COWAN	10	0	10	-	-	-	104.3	35	244	2/12	0	24.40	14
P. ABBOUD	10	-	-	-	1	9	89	6	306	3/17	0	30.60	18
P. ANANIN	9	-	-	9	-	-	91	28	252	2/11	0	28.00	14
S. JOSHI	7	-	-	-	3	4	34	3	116	2/12	0	16.57	9

2008 - 2009 SEASON SUMMARY ALL GRADES

BOWLING

<u>NAME</u>	TOTAL	WK 1ST	WK 2ND	WK 3RD	WK 4TH	WK 5TH	O	M	RUN	BEST	5FOR	AVE	MTCH
P. BASTOW	41	-	0	41	-	-	192.5	45	648	5/34	2	15.80	15
J. COLEMAN	39	39	-	-	-	-	173.3	24	604	5/45	2	15.49	13
M. SZADY	35	-	1	31	3	-	192.4	43	521	6/34	2	14.89	14
M. LABROOY	33	1	32	-	-	-	163.3	67	294	5/13	1	8.91	14
K. BARTHOLOMEUSZ	31	-	-	-	21	10	107.1	21	324	7/29	1	10.45	13
T. MILLER	29	-	-	4	25	-	173.2	52	408	4/14	0	14.07	13
T. WOOD (Th)	29	-	29	-	-	-	143	30	477	5/33	1	16.45	14
M. EMRAM	28	-	15	13	-	-	132	33	312	4/42	0	11.14	15
D. PAPANIS	28	-	3	25	-	-	178	37	556	5/55	1	19.86	14
J. SINGH	26	-	1	3	22	-	162	34	554	3/21	0	21.31	13
W. MOORE	25	-	-	-	-	25	138.4	14	415	3/8	0	16.60	16
M. LEWIS	24	24	-	-	-	-	181.2	38	554	4/66	0	23.08	12
D. JOHNSON	23	23	-	-	-	-	159	23	452	4/15	0	19.65	12
A. WEST	22	-	-	-	22	-	89.4	14	255	6/39	1	11.59	8
A. BAKER	22	-	-	1	-	21	80.5	8	285	6/66	1	12.95	10
D. BURTON	20	-	2	18	-	-	106.2	25	337	4/10	0	16.85	15
D. WOOD	19	0	0	19	-	-	70.2	8	302	4/23	0	15.89	13
M. KIRWAN	18	18	-	-	-	-	128.1	22	402	4/34	0	22.33	13
M. HUSSAIN	17	-	2	0	10	5	114.2	22	286	3/13	0	16.82	13
J. JEWISS	17	-	8	-	9	-	140	32	410	4/52	0	24.12	11
S. RANA	16	-	9	5	2	-	82.2	25	190	4/6	0	11.88	12
R. BARBON	16	0	16	-	-	-	97.5	23	247	6/34	2	15.44	15
K. SANDHU	16	-	12	-	4	-	102.4	31	269	4/17	0	16.81	9
R. XAVIER	16	-	-	-	1	15	105	24	328	4/17	0	20.50	14
M. WAKEFORD	15	-	14	1	-	-	106	21	350	4/40	0	23.33	14
M. MEHCUR	13	-	-	-	5	8	89.1	19	290	2/7	0	22.31	16
S. COOK	11	11	-	-	-	-	71.3	8	275	3/50	0	25.00	7
S. GITTE	10	-	-	-	4	6	31.5	8	89	3/24	0	8.90	9
M. WILTON	10	-	-	-	0	10	41	2	160	3/15	0	16.00	9
I. COWAN	10	0	10	-	-	-	104.3	35	244	2/12	0	24.40	14
P. ABBOUD	10	-	-	-	1	9	89	6	306	3/17	0	30.60	18
P. ANANIN	9	-	-	9	-	-	91	28	252	2/11	0	28.00	14
S. JOSHI	7	-	-	-	3	4	34	3	116	2/12	0	16.57	9

2008 - 2009 SEASON SUMMARY ALL GRADES

BOWLING

<u>NAME</u>	TOTAL	WK 1ST	WK 2ND	WK 3RD	WK 4TH	WK 5TH	O	M	RUN	BEST	5FOR	AVE	MTCH
K. TALLAPRAGADA	7	-	-	-	4	3	34	5	123	3/41	0	17.57	6
R. HAKIM	6	-	0	6	-	-	27	3	127	3/54	0	21.17	15
A. CRASTO	5	0	1	4	-	-	26	2	112	3/28	0	22.40	16
M. POTTER	5	-	-	-	-	5	55	9	137	2/21	0	27.40	6
L. HANNA	5	5	-	-	-	-	66	10	234	2/15	0	46.80	13
M. CROUCHER	4	-	-	1	1	2	22.3	8	69	2/14	0	17.25	4
J. ATKINSON	4	1	1	-	2	-	28.3	8	74	2/27	0	18.50	10
K. CHEEMA	4	-	-	1	3	-	34.3	6	120	2/26	0	30.00	7
B. FRANKSON	3	-	-	1	2	0	6.3	1	25	2/12	0	8.33	11
J. AITKEN	3	-	-	-	-	3	10.2	1	61	3/51	0	20.33	16
J. GATRICK	3	-	3	-	-	-	26	6	78	2/33	0	26.00	2
M. HEDAYAT	3	-	-	-	-	3	22	1	113	0/19	0	37.67	4
G. STARKEY	2	-	0	2	-	-	14	2	44	2/10	0	22.00	15
C. DENHAM	2	-	-	-	-	2	11	1	48	2/48	0	24.00	1
S. LIYANAGE	2	-	-	2	0	-	23	2	88	1/13	0	44.00	12
A. VELLA	1	-	0	1	-	-	3	0	9	1/9	0	9.00	16
S. FREEBURN	1	0	-	1	-	-	4	0	16	1/16	0	16.00	8
C. NOVOSEL	1	-	-	1	0	-	4	0	19	1/19	0	19.00	13
O. BRAY	1	-	-	-	1	0	3	0	21	1/13	0	21.00	16
N. HADDAD	1	-	-	-	0	1	2	0	23	1/23	0	23.00	13
A. WARBURTON	1	-	-	-	1	-	7.5	1	27	1/3	0	27.00	5
M. BINKINS	1	-	-	-	-	1	17	1	103	1/25	0	103.00	8
P. SULLIVAN	0	0	0	-	-	-	9	1	28	0/28	0	-	1
A. MURPHY	0	0	0	-	-	-	9	0	42	0/2	0	-	2
B. DONALDSON	0	0	0	-	-	-	5	0	7	0/7	0	-	10
R. SINGH	0	-	-	-	-	0	3.4	0	24	0/4	0	-	11
D. RICHARDSON	0	-	-	-	-	0	3	0	19	0/19	0	-	1
A. THOMAS	0	-	-	-	-	0	3	0	12	0/12	0	-	1
V. CARDINALE	0	-	-	0	0	0	2.3	0	17	0/17	0	-	12
M. POONAWALA	0	-	-	-	-	0	2	0	10	0/10	0	-	10
N. DEERY	0	-	-	0	0	-	2	0	7	0/7	0	-	7
M. FREEBURN	0	-	0	0	-	-	2	0	18	0/18	0	-	16

CAREER BATTING STATISTICS OF 2008 - 09 PLAYERS

<u>NAME</u>	<u>TOT</u>	<u>RUN 1ST</u>	<u>RUN 2ND</u>	<u>RUN 3RD</u>	<u>RUN 4TH</u>	<u>MET CUP</u>	<u>INN</u>	<u>NO</u>	<u>50</u>	<u>100</u>	<u>HS</u>	<u>AVE</u>	<u>CTCH</u>	<u>MTCH</u>
P. ABOUD	1303	0	2	0	795	506	118	20	3	0	79	13.30	35	142
J. AITKEN	833	298	78	0	358	99	78	44	2	0	56 x	24.50	26	128
P. ANANIN	576	0	0	374	54	148	25	4	5	0	93	27.43	15	29
E. APHAIWONGSE	414	0	0	47	127	240	36	4	1	0	57 x	12.94	22	34
J. ATKINSON	289	96	69	0	124	0	10	0	0	1	124	28.90	2	10
O. BAILEY	95	68	27	0	0	0	8	0	0	0	30	11.88	8	8
A. BAKER	700	0	44	414	148	94	78	27	1	0	70 x	13.73	46	101
R. BARBON	3187	119	1287	1553	223	5	161	35	17	0	89	25.29	86	166
K. BARTHOLOMEUSZ	40	0	0	0	39	1	7	1	0	0	22	6.67	6	13
P. BASTOW	920	24	337	379	172	8	60	15	3	0	69 x	20.44	37	76
J. BELL	4003	0	78	328	3457	140	178	16	16	4	118	24.71	196	161
M. BINKINS	38	0	0	0	0	38	5	1	0	0	17	9.50	2	8
O. BRAY	428	0	0	0	105	323	17	6	3	0	65	38.91	5	16
K. BULATHSINGHALA	640	298	342	0	0	0	29	5	3	1	100 x	26.67	56	27
D. BURTON	2083	206	72	1781	24	0	121	29	6	3	138 x	22.64	64	142
V. CARDINALE	155	0	0	1	74	80	10	2	0	0	77	19.38	16	12
K. CHEEMA	124	0	0	34	90	0	9	0	0	0	35	13.78	1	7
J. COLEMAN	909	522	387	0	0	0	66	24	1	0	58 x	21.64	18	64
M. COLLISON	2846	2846	0	0	0	0	100	8	12	6	160	30.93	135	92
S. COOK	283	108	0	6	0	169	26	9	0	0	42	16.65	11	36
M. COTTER	5874	1062	2371	1413	644	384	293	26	32	4	108	22.00	108	272
I. COWAN	1549	475	521	261	226	66	91	5	2	1	147 x	18.01	33	90
A. CRASTO	394	0	42	352	0	0	16	1	3	0	83	26.27	8	16
M. CROUCHER	483	0	0	17	92	374	36	7	1	0	52	16.66	9	40
N. DEERY	1916	0	137	844	504	431	109	15	5	2	104	20.38	44	104
C. DENHAM	262	0	4	236	7	15	14	6	1	0	71	32.75	3	16
B. DONALDSON	2376	2302	74	0	0	0	76	8	10	5	202 x	34.94	33	75
M. EMRAM	572	0	84	488	0	0	34	2	2	0	83	17.87	19	32
B. FRANKSON	1530	0	57	921	402	150	83	8	7	2	138	20.40	31	76
M. FREEBURN	594	0	237	76	242	39	30	3	2	0	77	22.00	14	29
S. FREEBURN	3023	552	1161	971	223	116	146	15	13	2	102 x	23.08	105	147
J. GATRICK	505	165	271	60	8	1	59	18	1	0	55	12.32	25	67
S. GITTE	322	0	0	0	189	133	9	4	1	1	103	64.40	7	9
N. HADDAD	364	0	0	0	144	220	25	6	0	0	102	19.16	10	23
R. HAKIM	2024	0	187	1162	546	129	82	8	10	2	155 x	27.35	35	75
L. HANNA	272	272	0	0	0	0	13	0	0	0	40	20.92	2	13
R. HAWKER	1190	201	220	439	188	142	84	3	5	0	80 x	14.69	54	73
M. HEDAYAT	9	0	0	0	0	9	2	2	0	0	6	-	2	4

CAREER BATTING STATISTICS OF 2008 - 09 PLAYERS

<u>NAME</u>	<u>TOT</u>	<u>RUN 1ST</u>	<u>RUN 2ND</u>	<u>RUN 3RD</u>	<u>RUN 4TH</u>	<u>MET CUP</u>	<u>INN</u>	<u>NO</u>	<u>50</u>	<u>100</u>	<u>HS</u>	<u>AVE</u>	<u>CTCH</u>	<u>MTCH</u>
M. HUSSAIN	25	0	4	0	21	0	6	2	0	0	11	6.25	4	13
S. IJAZ	0	0	0	0	0	0	2	0	0	0	0	0.00	0	3
J. JEWISS	1158	0	102	470	586	0	66	14	5	0	98 x	22.27	31	88
D. JOHNSON	237	237	0	0	0	0	11	4	2	0	73	33.86	3	12
S. JOSHI	178	0	0	0	46	132	12	1	0	0	36	16.18	2	12
M. KIRWAN	486	486	0	0	0	0	28	4	1	0	89	20.25	9	27
M. LABROOY	767	158	609	0	0	0	43	11	1	1	110	23.97	22	43
M. LEWIS	86	86	0	0	0	0	10	4	0	0	34	14.33	0	12
S. LIYANAGE	1547	0	421	1114	12	0	88	13	6	1	113	20.63	42	87
M. MEHCUR	159	0	0	0	93	66	14	0	0	0	31	11.36	5	16
T. MILLER	547	0	0	27	341	179	39	4	3	0	79	15.63	10	42
W. MOORE	460	0	0	0	2	458	37	3	2	0	51	13.53	4	47
A. MURPHY	61	61	0	0	0	0	2	0	0	0	31	30.50	1	2
C. NOVOSEL	1853	0	0	686	1108	59	133	9	8	0	80	14.94	68	135
J. NOVOSEL	2599	23	1572	529	398	77	147	12	10	1	111 x	19.25	75	140
D. PAPANIS	162	0	24	100	31	7	23	12	0	0	21 x	14.73	9	39
M. POONAWALA	85	0	0	0	0	85	8	0	0	0	34	10.63	1	10
M. POTTER	674	0	18	23	239	394	113	48	0	0	38	10.37	43	151
S. RANA	1056	50	802	19	185	0	58	9	2	1	107	21.55	15	61
N. ROSS	1828	37	464	57	1095	175	68	5	12	2	172	29.02	34	76
T. ROSS	6379	2558	642	1295	1205	679	257	27	32	8	170	27.73	240	252
K. SANDHU	66	0	9	0	57	0	5	1	0	0	24	16.50	2	9
J. SINGH	312	0	2	2	308	0	13	4	3	0	70	34.67	6	13
R. SINGH	227	0	0	0	0	227	11	1	1	0	87	22.70	4	11
N. SOUTH	155	155	0	0	0	0	11	1	1	0	58	15.50	3	11
G. STARKEY	1445	6	227	423	618	171	78	17	5	1	103	23.69	47	80
P. SULLIVAN	512	459	0	53	0	0	46	20	0	0	44	19.69	23	59
M. SZADY	400	0	49	115	36	200	36	8	0	1	103	14.29	15	54
K. TALLAPRAGADA	20	0	0	0	15	5	4	2	0	0	10	10.00	0	6
A. THOMAS	29	28	0	0	0	1	3	0	0	0	17	9.67	4	3
A. VELLA(Aaron)	524	0	79	124	1	320	29	5	4	0	54	21.83	54	39
M. WAKEFORD	1228	0	183	478	331	236	53	11	4	2	145 x	29.24	19	54
A. WARBURTON	92	0	0	0	92	0	6	0	0	0	25	15.33	8	5
A. WEST	33	0	0	0	33	0	6	2	0	0	14	8.25	2	8
M. WILTON	599	0	0	0	451	148	27	3	2	1	122	24.96	7	29
D. WOOD	1709	424	219	438	98	530	92	12	12	1	125	21.36	25	90
T. WOOD (Th)	158	0	74	0	19	65	25	10	1	0	53	10.53	12	27
R. XAVIER	115	0	0	0	22	93	10	4	0	0	18	19.17	2	14

CAREER BOWLING STATISTICS OF 2008 - 09 PLAYERS

<u>NAME</u>	<u>TOT</u>	<u>WKT</u> <u>1ST</u>	<u>WKT</u> <u>2ND</u>	<u>WKT</u> <u>3RD</u>	<u>WKT</u> <u>4TH</u>	<u>WKT</u> <u>5TH</u>	<u>OVER</u>	<u>M</u>	<u>RUNS</u>	<u>BEST</u>	<u>5</u> <u>FOR</u>	<u>AVE</u>	<u>CTCH</u>	<u>MTCH</u>
P. ABOUD	146	0	0	0	122	24	1192	243	3380	8\38	5	23.15	35	138
J. AITKEN	112	73	8	0	12	19	432	75	1387	6\44	3	12.38	26	128
P. ANANIN	20	0	0	9	3	8	163	41	469	3\14		23.45	15	29
J. ATKINSON	4	1	1	0	2	0	29	8	74	2\27		18.50	2	10
A. BAKER	161	0	22	78	26	35	950	158.3	3391	6\66	3	21.06	46	101
R. BARBON	147	0	115	27	5	0	919	213	2533	6\34	2	17.23	86	166
K. BARTHOLOMEUSZ	31	0	0	0	21	10	107	21	324	7\29	1	10.45	6	13
P. BASTOW	130	4	13	95	17	1	851	170	2820	6\61	4	21.69	37	76
J. BELL	39	0	0	0	39	0	256	52	840	6\50	1	21.54	194	161
M. BINKINS	1	0	0	0	0	1	17	1	103	1\25		103.00	2	8
O. BRAY	1	0	0	0	1	0	3	0	21	1\13		21.00	5	16
D. BURTON	245	37	17	190	1	0	1697	414	4498	7\51	6	18.36	64	142
V. CARDINALE	0	0	0	0	0	0	3	0	17	0\17		-	16	12
K. CHEEMA	4	0	0	1	3	0	35	6	120	2\26		30.00	1	7
J. COLEMAN	107	79	28	0	0	0	743	152	2257	5\45	3	21.09	18	64
M. COLLISON	1	1	0	0	0	0	4	0	15	1\1		15.00	135	92
S. COOK	75	61	0	3	0	11	468	86	1549	7\21	3	20.65	11	36
M. COTTER	10	1	1	2	6	0	82	12	304	3\14		30.40	108	272
I. COWAN	97	2	57	22	14	2	633	160	2155	6\23	4	22.22	33	90
A. CRASTO	5	0	1	4	0	0	26	2	112	3\28		22.40	8	16
M. CROUCHER	60	0	0	1	31	28	372	86	1053	5\20	1	17.55	9	40
N. DEERY	45	0	0	18	14	13	295	65	862	3\9		19.16	40	95
C. DENHAM	31	0	4	18	7	2	168	46	467	5\28	2	15.06	3	16
B. DONALDSON	20	20	0	0	0	0	122	24	391	4\34		19.55	23	46
M. EMRAM	28	0	15	13	0	0	134	33	321	4\42		11.46	19	32
B. FRANKSON	5	0	0	1	2	2	33	3	114	2\12		22.80	31	76
M. FREEBURN	4	0	0	0	3	1	43	2	239	1\40		59.75	13	29
S. FREEBURN	70	2	14	40	14	0	482	87	1677	4\16		23.96	103	144
J. GATRICK	102	31	52	17	1	1	803	175	2324	5\44	2	22.78	25	67
S. GITTE	10	0	0	0	4	6	32	8	89	3\24		8.90	7	9
N. HADDAD	16	0	0	0	13	3	51	7	173	5\21	1	10.81	10	23
R. HAKIM	34	0	0	11	21	2	185	43	553	6\19	1	16.26	35	75
L. HANNA	5	5	0	0	0	0	66	10	234	2\15		46.80	2	13
R. HAWKER	6	0	0	0	0	6	21	4	76	4\11		12.67	28	44

CAREER BOWLING STATISTICS OF 2008 - 09 PLAYERS

<u>NAME</u>	<u>TOT</u>	<u>WKT</u> <u>1ST</u>	<u>WKT</u> <u>2ND</u>	<u>WKT</u> <u>3RD</u>	<u>WKT</u> <u>4TH</u>	<u>WKT</u> <u>5TH</u>	<u>OVER</u>	<u>M</u>	<u>RUNS</u>	<u>BEST</u>	<u>5</u> <u>FOR</u>	<u>AVE</u>	<u>CTCH</u>	<u>MTCH</u>
M. HEDAYAT	3	0	0	0	0	3	22	1	113	0\19		37.67	2	4
M. HUSSAIN	17	0	2	0	10	5	114	22	286	3\13		16.82	4	13
S. IJAZ	0	0	0	0	0	0	3	0	19	0\19		-	0	3
J. JEWISS	171	0	30	80	61	0	1132	278	3206	6\21	3	18.75	29	88
D. JOHNSON	23	23	0	0	0	0	159	23	452	4\15		19.65	3	12
S. JOSHI	7	0	0	0	3	4	37	3	131	2\12		18.71	2	12
M. KIRWAN	37	37	0	0	0	0	227	43	692	6\27	1	18.70	9	27
M. LABROOY	89	13	73	0	0	3	510	177	1170	5\13	2	13.15	22	43
M. LEWIS	24	24	0	0	0	0	181	38	554	4\66		23.08	0	12
S. LIYANAGE	58	0	23	35	0	0	466	99	1832	6\82	2	31.59	42	86
M. MEHCUR	13	0	0	0	5	8	89	19	290	2\7		22.31	5	16
T. MILLER	86	0	0	15	44	27	426	116	1113	5\18	2	12.94	10	42
W. MOORE	44	0	0	0	0	44	246	23	854	3\8		19.41	4	47
A. MURPHY	0	0	0	0	0	0	9	0	42	0\2		-	1	2
C. NOVOSEL	90	0	0	31	59	0	675	117	2280	5\8	3	25.33	67	133
J. NOVOSEL	6	0	2	1	3	0	35	4	160	1\9		26.67	75	138
D. PAPANIS	84	0	3	59	19	3	473	110	1302	7\23	3	15.50	9	39
M. POONAWALA	0	0	0	0	0	0	2	0	10	0\10		-	1	10
M. POTTER	240	0	1	21	112	106	1559	334	4115	6\34	3	17.15	43	150
S. RANA	80	10	63	5	2	0	561	110	1754	5\38	2	21.93	15	61
N. ROSS	30	0	0	0	28	2	233	36	778	6\52	1	25.93	34	76
T. ROSS	31	2	1	8	10	10	202	32	709	5\27	1	22.87	240	252
K. SANDHU	16	0	12	0	4	0	103	31	269	4\17		16.81	2	9
J. SINGH	26	0	1	3	22	0	162	34	554	3\21		21.31	6	13
R. SINGH	0	0	0	0	0	0	4	0	24	0\4		-	4	11
G. STARKEY	62	0	0	11	41	10	401	81	1224	5\26	1	19.74	47	80
P. SULLIVAN	155	154	0	0	1	0	944	264	2157	8\53	4	13.92	23	59
M. SZADY	121	0	6	78	21	16	650	142	1877	7\54	3	15.51	15	54
K. TALLAPRAGADA	7	0	0	0	4	3	34	5	123	3\41		17.57	0	6
A. THOMAS	0	0	0	0	0	0	3	0	12	0\12		-	4	3
A. VELLA(Aaron)	1	0	0	1	0	0	7	0	26	1\9		26.00	54	39
M. WAKEFORD	54	0	15	17	14	8	359	74	1224	4\18		22.67	19	54
A. WARBURTON	1	0	0	0	1	0	8	1	27	1\3		27.00	8	5
A. WEST	22	0	0	0	22	0	90	14	255	6\39	1	11.59	2	8
M. WILTON	15	0	0	0	2	13	101	11	392	3\15		26.13	7	29
D. WOOD	112	16	4	31	22	39	571	73	2086	6\36	2	18.63	25	90
T. WOOD (Th)	47	0	29	0	12	6	236	39	797	5\33	2	16.96	12	27
R. XAVIER	16	0	0	0	1	15	105	24	328	4\17		20.50	2	14

CLUB MATCH STATISTICS FOR ALL GRADES

ALL PLAYERS WITH 100 OR MORE MATCH APPEARANCES

D. TRIBOLET	358		L. REES	140	
T. SUCHY	340		P. MOONEY	140	
W. SHEPHERD	310		G. KENNY	140	
** M. COTTER	272	2008-09	** J. NOVOSEL	140	2008-09
P. PERCEY	265		D. DIAS	137	
R. GENTLES	258		J. SKINNER	137	
K. COLLINS	253		S. HOLMES	135	
** T. ROSS	252	2008-09	R. HADLEY	135	
B. TRIBOLET	219		** C. NOVOSEL	135	2008-09
D. NOYES	215		D. ADAMS	134	
J. ROSS	210		S. FINCH	130	
G. PARRY	205		N. DAY	130	
R. JOHNSON	187		D. PERKINS	130	
D. VEIGEL	186		** J. AITKEN	128	2008-09
S. BLOMFIELD	182		V. CONNOR	127	
G. RYAN	181		E. BURGIN	125	
K. HARRISON	180		A. INGLEBY	125	
B. BALFOUR	175		J. DOWLING	123	
I. JOHNSON	171		S. KING	122	
P. PERKINS	170		S. GUTHRIE	121	
** R. BARBON	166	2008-09	K. GRIFFITHS	120	
D. BETTIOL	162		M. HOLMES	116	
** J. BELL	161	2008-09	P. WOOD	115	
B. TARLINTON	158		G. KASSIS	113	
M. WOOD	158		B. TRELOAR	115	
J. WALSH ""	157		D. HARVEY	109	
K. WICKS	156		M. ROSE	108	
H. HARRISON	155		N. RUGLESS	108	
G. SANDERS	161		D. SCLAVOS	107	
M. ROUILLON	156		D. STANFORD	105	
P. COSTIN	155		S. PHILIPSON	104	
L. PENDREIGH	151		M. McDERMOTT	102	
** M. POTTER	151	2008-09	P. JACKYMIN	101	
** S. FREEBURN	147	2008-09	M. McSHANE	101	
B. MOORE	145		G. SIMMONS	101	
N. HOPPER	143		P. KLEIN	101	
A. SMEE	142		L. MARKS	100	
** D. BURTON	142	2008-09	** N. DEERY	104	2008-09
** P. ABOUD	142	2008-09	** A. BAKER	101	2008-09

** Indicates Current Player

DISTINGUISHED INDIVIDUAL SEASON PERFORMANCES

BATSMEN SCORING MORE THAN 500 RUNS IN A SEASON

	TOTAL	1ST	2ND	3RD	4TH	5TH	SEASON	
C. WATSON	794	794	-	-	-	-	2002-03	
R. LOPEZ	769	-	-	769	-	-	1998-99	
B. DONALDSON	701	701	-	-	-	-	2006-07	
W. MARSHALL	663	-	-	663	-	-	1985-86	
C. WATSON	661	661	-	-	-	-	2006-07	
T. SUCHY	628	628	-	-	-	-	1967-68	
N. MATTHEWS	623	623	-	-	-	-	1965-66	
G. PARRY	620	620	-	-	-	-	1956-57	
B. COLLISON	618	618	-	-	-	-	2005-06	
K. GRIFFITHS	617	12	605	-	-	-	1964-65	
M. COLLISON	617	617	-	-	-	-	2004-05	
N. MATTHEWS	615	615	-	-	-	-	1963-64	
M. COLLISON	597	597	-	-	-	-	2002-03	
G. PARRY	586	586	-	-	-	-	1958-59	
R. HAKIM	580	-	3	440	56	81	2005-06	
D. STANFORD	568	568	-	-	-	-	1976-77	
G. PARRY	564	564	-	-	-	-	1959-60	
G. PARRY	564	564	-	-	-	-	1957-58	
D. ARTHUR	558	-	-	-	-	558	2001-02	
D. PERKINS	549	549	-	-	-	-	1957-58	
C. WATSON	543	543	-	-	-	-	2004-05	
K. GRIFFITHS	541	314	227	-	-	-	1966-67	
R. HALL	538	538	-	-	-	-	1964-65	
K. LEE	535	535	-	-	-	-	1951-52	
C. WATSON	533	533	-	-	-	-	2003-04	
R. HAKIM	530	-	-	530	-	-	2008-09	**
R. HALL	523	523	-	-	-	-	1966-67	
P. PERKINS	522	-	522	-	-	-	1968-69	
M. COTTER	514	64	193	151	106	-	1983-84	
T. BYRNES	514	-	-	514	-	-	1986-87	
W. MARSHALL	512	202	-	310	-	-	1986-87	
B. COLLISON	511	511	-	-	-	-	2004-05	
C. WATSON	511	-	-	-	-	-	2007-08	
S. ATTARD	507	-	201	93	213	-	1999-00	
N. ROSS	501	37	464	-	-	-	2008-09	**

BOWLERS TAKING MORE THAN 50 WICKETS IN A SEASON

	TOTAL	1ST	2ND	3RD	4TH	SEASON		
K. WILLIAMS	87	-	7	80	-	-	1966-67	
T. WOOD	69	69	-	-	-	-	1990-91	
A. RUDGELEY	67	-	67	-	-	-	1965-66	
G. PARRY	66	66	-	-	-	-	1956-57	
P. SULLIVAN	65	65	-	-	-	-	2002-03	
W. BALFOUR	62	62	-	-	-	-	1957-58	
N. DAY	59	-	59	-	-	-	1960-61	
K. CHEVELL	59	-	26	33	-	-	1966-67	
J. AITKEN	58	50	8	-	-	-	1957-58	
K. WILLIAMS	57	-	-	57	-	-	1965-66	
G. PARRY	55	55	-	-	-	-	1953-54	
G. PARRY	55	55	-	-	-	-	1957-58	
G. PARRY	54	54	-	-	-	-	1958-59	
A. RUDGELEY	54	48	6	-	-	-	1967-68	
G. PARRY	54	54	-	-	-	-	1965-66	
R. HALL	53	53	-	-	-	-	1962-63	
R. HOLMES	53	3	50	-	-	-	1966-67	
D. HARVEY	53	53	-	-	-	-	1980-81	
D. HARVEY	53	53	-	-	-	-	1985-86	
S. GUTHRIE	52	19	24	9	-	-	1985-86	
M. PARRY	52	52	-	-	-	-	1954-55	
S. MEIER	52	52	-	-	-	-	1951-52	
P. BAMBURY	52	-	-	52	-	-	1965-66	
K. WOODCROFT	52	-	9	43	-	-	1964-65	
F. MOLSKI	51	-	34	17	-	-	1971-72	
I. JOHNSON	51	51	-	-	-	-	1979-80	
J. SKINNER	50	50	-	-	-	-	1963-64	
R. HALL	50	50	-	-	-	-	1961-62	
A. RUDGELEY	50	50	-	-	-	-	1968-69	

CLUB STATISTICS FOR ALL GRADES

ALL PARTNERSHIPS OF 150 RUNS

<u>SCORE</u>	<u>WKT</u>	<u>PARTNERSHIP</u>	<u>OPPONENT</u>	<u>GRADE</u>	<u>SEASON</u>
279	(9th)	M. WAKEFORD & D. BURTON	v's NTH WEST SYDNEY	3RD	2007-08
278*	(2nd)	T. SANDERSON & G. RYAN	v's STRATHFIELD	4TH	1986-87
245	(8th)	B. DONALDSON & D. WOOD	v's GEORGES RIVER	1ST	2006-07
229*	(3rd)	G. PARRY & B. RAE	v's LANE COVE	1ST	1959-60
202*	(2nd)	T. ROSS & S. MORTLOCK	v's LINDFIELD	5TH	2002-03
199**	(5th)	M. COLLISON / B. DAVISON / P. SULLIVAN	v's EPPING	1ST	2004-05
198	(4th)	B. DONALDSON & C. WATSON	v's NTH WEST SYDNEY	1ST	2006-07
189*	(3rd)	S. GITTE & S. BELL	v's STRATHFIELD	4TH	2008-09
189	(2nd)	R. SINGH & N. HADDAD	v's GEORGES RIVER	5TH	2008-09
182*	(3rd)	G. WESTERBERG & G. WADE	v's PENNANT HILLS	4TH	1982-83
182*	(4th)	C. WATSON & M. COLLISON	v's GEORGES RIVER	1ST	2002-03
181*	(2nd)	C. WHITE & G. KASSIS	v's STRATHFIELD	1ST	1989-90
180*	(2nd)	G. PARRY & A. INGLEBY	v's CANTERBURY	1ST	1956-57
179*	(6th)	B. BALFOUR & G. PARRY	v's RYDE	1ST	1957-58
178*	(1st)	D. NOYES & P. PERKINS	v's EPPING	2ND	1968-69
178*	(4th)	G. PARRY & L. HOWARD	v's ROSEVILLE	1ST	1958-59
178	(3rd)	R. ANANDAPPA & C. NOVOSEL	v's SOUTHERN DIST.	4TH	2004-05
177*	(5th)	J. NOVOSEL & S. FREEMAN	v's SOUTHERN DIST.	2ND	2007-08
174	(2nd)	J. ALVAREZ & G. KASSIS	v's CANTERBURY	1ST	1988-89
174	(1st)	D. HARVEY & R. JANCZUK	v's BURWOOD	2ND	1975-76
170**	(1st)	M. TROY / M. WOOD / B. TARLINTON	v's BEXLEY	1ST	1994-95
168	(2nd)	N. DEERY & I. COWAN	v's WARRINGAH	4TH	2001-02
167*	(5th)	L. MARKS & L. FRY	v's BURWOOD	1ST	1968-69
164*	(4th)	G. KENNY & T. BYRNES	v's BURWOOD	3RD	1986-87
162	(6th)	D. ALDERTON & R. PARNELL	v's CANT-BEXLEY	1ST	2001-02
160*	(7th)	C. WATSON & B. DONALDSON	v's PENNANT HILLS	1ST	2003-04
159	(5th)	G. PARRY & P. WOOD	v's EPPING	1ST	1965-66
158*	(4th)	S. ABERCROMBIE & A. PICO	v's WARRINGAH	2ND	1991-92
153*	(6th)	P. PERCEY & R. HOLMES	v's BEXLEY	2ND	1966-67
153	(4th)	M. WARD & K. WICKS	v's STRATHFIELD	1ST	1996-97
153	(4th)	R. LOPEZ & A. LOVERIDGE	v's LINDFIELD	3RD	1998-99
152*	(1st)	S. BLOMFIELD & W. SHEARGOLD	v's STRATHFIELD	4TH	1986-87
152*	(1st)	D. PERKINS & G. PARRY	v's ROSEVILLE	1ST	1953-54
152	(2nd)	S. BLOMFIELD & J. HARRIS	v's BAULKHAM HILLS	4TH	1987-88
151*#	(5th)	D. HARVEY & D. NOYES	v's LANE COVE	4TH	1984-85
151*	(1st)	J. KHALIFEH & P. LEACY	v's CANTERBURY	3RD	1971-72
151*	(5th)	G. WESTERBERG & G. KASSIS	v's BAULKHAM HILLS	U24	1988-89
151*	(1st)	D. ARTHUR & W. SAUNDERS	v's ROSEV-GORDON	5TH	2001-02
150	(3rd)	M. PARRY & K. LEE	v's RYDE	1ST	1951-52
150*	(7th)	M. SCHOLLES & G. LANGFORD	v's MACQUARIE UNI	5TH	2003-04
150	(5th)	M. COLLISON & B. DONALDSON	v's MACQUARIE UNI	1ST	2004-05

* Signifies this partnership is a record for that wicket in that grade.

** Signifies batsman retired hurt.

Signifies this partnership is a record in a final.

CENTURIES SCORED SINCE CLUB'S INCEPTION (1951-52) Total 192

<u>SCORE</u>	<u>NAME</u>		<u>OPPONENT</u>	<u>GRADE</u>	<u>SEASON</u>	
202*	B. DONALDSON	v's	GEORGES RIVER	1ST	2006-07	
201*	C. WATSON	v's	SOUTHERN DISTRICTS	1ST	2002-03	
178	R. ANANDAPPA	v's	SOUTHERN DISTRICTS	4TH	2004-05	
177	C. WATSON	v's	GEORGES RIVER	1ST	2002-03	
172*	N. ROSS	v's	MACQUARIE UNI	4TH	2007-08	SEMI
171	D. ARTHUR	v's	ROSEVILLE-GORDON	5TH	2001-02	
170*	R. LOPEZ	v's	MACQUARIE UNI	3RD	1998-99	
170*	T. ROSS	v's	LINDFIELD	5TH	2002-03	
160	M. COLLISON	v's	EPPING	1ST	2004-05	
159	D. ALDERTON	v's	CANT-BEXLEY	1ST	2001-02	
156*	G. WESTERBERG	v's	STRATHFIELD	3RD	1982-83	
155*	R. HAKIM	v's	ROSEVILLE	3RD	2005-06	
151*	G. PENNYCOOK	v's	PENNANT HILLS	4TH	2003-04	
150	G. RYAN	v's	STRATHFIELD	4TH	1986-87	
148	B. DONALDSON	v's	NTH WEST SYDNEY	1ST	2006-07	
147*	I. COWAN	v's	WARRINGAH	4TH	2001-02	
147	C. WILKINSON	v's	HOLROYD	3RD	1995-96	
145*	M. WAKEFORD	v's	NTH WEST SYDNEY	3RD	2007-08	
144	D. PERKINS	v's	BEXLEY	1ST	1951-52	
144	G. KASSIS	v's	WARRINGAH	2ND	1985-86	FINAL
143	B. DONALDSON	v's	MACQUARIE UNI	1ST	2002-03	
140	G. KASSIS	v's	CANTERBURY	1ST	1988-89	
139	C. WATSON	v's	WARRINGAH	1ST	2007-08	
138*	T. OWENS	v's	EPPING	1ST	1994-95	
138*	D. BURTON	v's	NTH WEST SYDNEY	3RD	2007-08	
138	D. PERKINS	v's	LINDFIELD	1ST	1959-60	
138	B. FRANKSON	v's	ROSEVILLE	3RD	2003-04	
134	C. WATSON	v's	PENNANT HILLS	1ST	2003-04	
132*	D. METCALFE	v's	HOLROYD	4TH	1994-95	
131*	B. RAE	v's	LANE COVE	1ST	1959-60	
131*	T. ROSS	v's	BLACKTOWN	4TH	1999-00	
131*	R. PALAMINO	v's	BAULKHAM HILLS	4TH	1990-91	
131	M. TROY	v's	BEXLEY	1ST	1994-95	
130*	G. PARRY	v's	LANE COVE	1ST	1959-60	
129*	G. PARRY	v's	ROSEVILLE	1ST	1958-59	
128*	B. FRANKSTON	v's	EPPING	5TH	2001-02	
127*	N. WILLOUGHBY	v's	LINDFIELD	5TH	2000-01	
126*	K. FARLEY	v's	WENTWORTHVILLE	1ST	1983-84	
125*	D. WOOD	v's	GEORGES RIVER	1ST	2006-07	
125	P. WOOD	v's	EPPING	1ST	1965-66	
125	W. MARSHALL	v's	EPPING	3RD	1985-86	
125	G. SMALL	v's	WARRINGAH	1ST	1994-95	
125	N. ROSS	v's	ROSEVILLE	4TH	2005-06	
125*	D. BURTON	v's	MACQUARIE UNI	3RD	2008-09	***
124*	G. RYAN	v's	BURWOOD	5TH	2003-04	
124	T. ROSS	v's	WENTWORTHVILLE	1ST	1982-83	
124	C. WATSON	v's	EPPING	1ST	2002-03	
124	N. YOUNIS	v's	LANE COVE	3RD	1989-90	
124	J. LIDDLE	v's	LANE COVE	2ND	1956-57	
124	G. RYAN	v's	EPPING	3RD	2000-01	
124	J. ATKINSON	v's	LANE COVE	4TH	2008-09	***
123*	D. BURTON	v's	SOUTHERN DISTRICTS	3RD	2006-07	
123	S. ABERCROMBIE	v's	WARRINGAH	2ND	1991-92	
122*	W. MARSHALL	v's	BURWOOD	3RD	1986-87	SEMI
122	M. WILTON	v's	EPPING	4TH	2007-08	SEMI
121*	R. YOUNAN	v's	MACQUARIE UNI	1ST	1997-98	
120*	T. MATTHYSZ	v's	ROSEVILLE	2ND	1963-64	
120	A. DOWNTON	v's	STRATHFIELD	4TH	1992-93	
119*	P. PERCEY	v's	BEXLEY	2ND	1966-67	
119*	T. ROSS	v's	LINDFIELD	5TH	2003-04	
119	M. COLLISON	v's	ROSEVILLE	1ST	2007-08	
118	T. SUCHY	v's	PENNANT HILLS	1ST	1975-76	
118	J. COOK	v's	CANTERBURY	4TH	1993-94	
118	J. BELL	v's	BLACKTOWN (2)	5TH	2002-03	
118	P. GREENTREE	v's	SOUTHERN DISTRICTS	1ST	2007-08	
117*	R. GENTLES	v's	LANE COVE	3RD	1980-81	
116	D. PERKINS	v's	PENNANT HILLS	1ST	1952-53	
116	D. HARVEY	v's	BURWOOD	2ND	1975-76	
115*	G. KASSIS	v's	STRATHFIELD	1ST	1989-90	
115*	T. SANDERSON	v's	STRATHFIELD	4TH	1986-87	
115	D. PERKINS	v's	PENNANT HILLS	1ST	1952-53	
115	D. STANFORD	v's	LINDFIELD	1ST	1976-77	
115	T. ROSS	v's	CANTERBURY	3RD	1993-94	
115	D. ARTHUR	v's	ROSEVILLE-GORDON	5TH	2001-02	
115	R. HAKIM	v's	MACQUARIE UNI	4TH	2002-03	
114	P. PERKINS	v's	BEXLEY	2ND	1968-69	
113*	S. LIYANAGE	v's	HOLROYD HILLS	3RD	2005-06	
113*	B. DONALDSON	v's	PENNANT HILLS	1ST	2006-07	
113	J. BELL	v's	LANE COVE	4TH	1997-98	
113	R. LOPEZ	v's	ROSEVILLE	1ST	1995-96	
113	G. DIMERY	v's	LANE COVE	1ST	1996-97	
112*	B. BALFOUR	v's	ROSEVILLE	1ST	1954-55	
112	N. RUGLESS	v's	STRATHFIELD	2ND	2000-01	QFINAL
111*	T. SUCHY	v's	WARRINGAH	2ND	1978-79	
111*	J. NOVOSEL	v's	SOUTHERN DISTRICTS	2ND	2007-08	
111	G. KASSIS	v's	WARRINGAH	1ST	1991-92	
111	K. GRIFFITHS	v's	LANE COVE	2ND	1964-65	
111	N. HOPPER	v's	MACQUARIE UNI	2ND	1996-97	
110*	T. SANDERSON	v's	STRATHFIELD	4TH	1986-87	
110*	M. LABROOY	v's	GEORGES RIVER	2ND	2005-06	
110	R. CASSEL	v's	BURWOOD	1ST	1964-65	
110	G. PARRY	v's	EPPING	1ST	1965-66	
110	M. TRELOAR	v's	STRATHFIELD	3RD	2005-06	
109*	M. COLLISON	v's	GEORGES RIVER	1ST	2002-03	
109*	A. SIMON	v's	LINDFIELD	5TH	2005-06	
109	R. HADLEY	v's	LANE COVE	2ND	1964-65	
109	C. ZAMMITT	v's	WARRINGAH	4TH	1988-89	

CENTURIES SCORED SINCE 1951 - 1952 (con't)

109	M. PARRY	v's	ROSEVILLE	1ST	1951-52	
109	M. SCHOLLES	v's	GEORGES RIVER	5TH	2003-04	
109	B. COLLISON	v's	MACQUARIE UNI	1ST	2005-06	
108*	D. SCLAVOS	v's	ROSEVILLE	2ND	1997-98	
108	M. WAKEFORD	v's	BURWOOD	3RD	2008-09	***
108	T. BRISCOE	v's	ROSEVILLE	1ST	1964-65	
108	M. COTTER	v's	LANE COVE	1ST	1987-88	
108	J. BELL	v's	HILLS SHIRE (B'HILLS)	4TH	1998-99	
108	G. CLARKE	v's	WENTWORTHVILLE	3RD	1983-84	
108	W. SHEARGOLD	v's	STRATHFIELD	4TH	1986-87	
107*	D. BETTIOL	v's	ROSEVILLE	4TH	1998-99	
107*	S. BLOMFIELD	v's	STRATHFIELD	4TH	1988-89	
107	T. SUCHY	v's	MACQUARIE UNI	1ST	1980-81	
107	M. COTTER	v's	ROSEVILLE	2ND	2000-01	
107	S. RANA	v's	STRATHFIELD	2ND	2006-07	
106	R. HALL	v's	CANTERBURY	1ST	1964-65	
106*	C. WHITE	v's	BURWOOD	U24	1991-92	
106	S. LAING	v's	LINDFIELD	3RD	1982-83	
106	M. COTTER	v's	STRATHFIELD	4TH	1983-84	
106*	C. CLUNAS	v's	BEXLEY	3RD	1995-96	
106	A. LAWSON	v's	BLACKTOWN	3RD	1995-96	
106	B. BERGAN	v's	ROSEVILLE	4TH	2000-01	
106*	B. EDWARDS	v's	ROSEVILLE	4TH	2003-04	
106	M. COLLISON	v's	STRATHFIELD	1ST	2008-09	***
105*	R. HALL	v's	LINDFIELD	1ST	1966-67	
105*	D. FISHER	v's	MACQUARIE UNI	4TH	1991-92	
105	K. LEE	v's	RYDE	1ST	1951-52	
105	D. CORBETT	v's	SUTHERLAND	1ST	1953-54	
105	G. PARRY	v's	BEXLEY	1ST	1959-60	
105	N. MATTHEWS	v's	LANE COVE	1ST	1965-66	
105	C. RYAN	v's	PENNANT HILLS	3RD	1986-87	
105	N. LEWIS	v's	PENNANT HILLS	2ND	1954-55	
105	A. MIHALJ	v's	STRATHFIELD	2ND	2004-05	
105	W. SAUNDERS	v's	WARRINGAH	4TH	1993-94	
105*	S. SATHIAH	v's	BAULKHAM HILLS	3RD	1995-96	
104*	G. RYAN	v's	CANTERBURY	3RD	1987-88	
104*	A. FARLEY	v's	LINDFIELD	4TH	1983-84	
104	L. HOWARD	v's	ROSEVILLE	1ST	1958-59	
104	M. BOWEN	v's	ROSEVILLE	1ST	1974-75	
104	M. COTTER	v's	ROSEVILLE	2ND	1983-84	
104	P. MOONEY	v's	PENNANT HILLS	2ND	1974-75	
104	N. DEERY	v's	EPPING	3RD	2003-04	
104	M. TRELOAR	v's	HOLROYD HILLS	2ND	2005-06	
104	C. WATSON	v's	STRATHFIELD	1ST	2006-07	
103*	G. KASSIS	v's	HILLS SHIRE (B'HILLS)	2ND	1997-98	
103*	P. PERKINS	v's	MANLY	3RD	1966-67	
103*	C. ZAMMITT	v's	STRATHFIELD	3RD	1985-86	
103*	M. SZADY	v's	STH SYDNEY GREEN	5TH	2005-06	
103*	G. STARKEY	v's	LANE COVE	2ND	2008-09	***
103*	S. GITTE	v's	STRATHFIELD	4TH	2008-09	***
103	G. RYAN	v's	BAULKHAM HILLS	3RD	1991-92	
103	L. MARKS	v's	PENNANT HILLS	1ST	1966-67	
103	D. NOYES	v's	EPPING	2ND	1968-69	
103	T. ROSS	v's	BEXLEY	1ST	1984-85	
103	J. BELL	v's	MACQUARIE UNI	4TH	1995-96	
103	G. PENNYCOOK	v's	SOUTHERN DISTRICTS	3RD	2004-05	
102*	G. KENNY	v's	MACQUARIE UNI	2ND	1978-79	
102*	S. FREEBURN	v's	SOUTHERN DISTRICTS	3RD	2002-03	
102*	R. LENARD	v's	HOLROYD HILLS	5TH	2004-05	
102*	S. FREEBURN	v's	SOUTHERN DISTRICTS	2ND	2007-08	
102*	N. HADDAD	v's	GEORGES RIVER	5TH	2008-09	***
102	G. PARRY	v's	CANTERBURY	1ST	1956-57	
102	N. DAY	v's	SUTHERLAND	2ND	1964-65	
102	T. RICHARDS	v's	LINDFIELD	4TH	1984-85	
102	S. ABERCROMBIE	v's	LINDFIELD	1ST	1991-92	
102	N. MATTHEWS	v's	BEXLEY	1ST	1966-67	
102	M. COLLISON	v's	ROSEVILLE	1ST	2002-03	
102	B. DONALDSON	v's	MACQUARIE UNI	1ST	2006-07	
102	T. AFFLECK	v's	PENNANT HILLS	3RD	2007-08	
101*	R. LOPEZ	v's	LANE COVE	3RD	1998-99	
101*	D. NOYES	v's	RYDE	2ND	1967-68	
101*	P. GANE	v's	EPPING	2ND	1975-76	
101*	L. FRY	v's	MACQUARIE UNI	2ND	1973-74	
101*	C. RYAN	v's	ROSEVILLE	4TH	1986-87	
101*	N. DEERY	v's	HOLROYD HILLS	4TH	2002-03	
101	R. HALL	v's	SUTHERLAND	1ST	1962-63	
101	G. GUTHRIE	v's	MACQUARIE UNI	3RD	1983-84	
101	R. HALL	v's	CANTERBURY	1ST	1964-65	
100*	D. HUDSON	v's	MACQUARIE UNI	2ND	1983-84	
100*	P. WOOD	v's	ROSEVILLE	2ND	1966-67	
100*	W. MARSHALL	v's	EPPING	3RD	1987-88	
100*	T. SUCHY	v's	CANTERBURY	1ST	1968-69	
100*	G. BRAZIER	v's	ROSEVILLE	2ND	1970-71	
100*	J. AFFLECK	v's	LINDFIELD	5TH	2001-02	
100*	M. ROULLON	v's	BURWOOD	5TH	2004-05	
100*	M. COLLISON	v's	EPPING	1ST	2005-06	
100	G. PARRY	v's	BURWOOD	1ST	1951-52	
100	D. PERKINS	v's	LANE COVE	1ST	1951-52	
100	T. ROSS	v's	CANTERBURY	2ND	1980-81	
100	D. HARVEY	v's	LANE COVE	4TH	1984-85	FINAL
100	B. COUPAR	v's	PENNANT HILLS	2ND	1986-87	
100	B. COLLISON	v's	LINDFIELD	1ST	2005-06	
100	G. KENNY	v's	PENNANT HILLS	2ND	1982-83	
100	C. WATSON	v's	PENNANT HILLS	1ST	2006-07	
100	K. BULANTHSINGHALA	v's	LANE COVE	2ND	2008-09	***

SEVEN WICKETS IN AN INNINGS SINCE (1951-52) Total 105

<u>WKTS</u>	<u>NAME</u>		<u>OPPONENT</u>	<u>GRADE</u>	<u>SEASON</u>	
10/43	K. WILLIAMS	v's	SYDNEY UNI	3RD	1966-67	
9/40	G. PARRY	v's	HORNSBY	1ST	1953-54	
8/2	D. HARVEY	v's	LINDFIELD	1ST	1985-86	
8/13	R. JOHNSON	v's	STRATHFIELD	3RD	1986-87	
8/18	D. DAWSON	v's	SOUTHERN DISTRICTS	3RD	2002-03	
8/21	B. MEREDITH	v's	RYDE	2ND	1960-61	
8/24	V. ELLIOTT	v's	BEXLEY	1ST	1974-75	
8/27	R. JOHNSON	v's	RYDE	1ST	1972-73	
8/28	D. HARVEY	v's	LINDFIELD	1ST	1983-84	
8/28	G. PARRY	v's	UNKNOWN	1ST	1956-57	
8/33	D. GILLARD	v's	WENTWORTHVILLE	3RD	1976-77	
8/34	I. ZUBAK	v's	MACQUARIE UNI	4TH	1985-86	
8/34	S. MEIER	v's	UNKNOWN	1ST	1951-52	
8/35	P. ROSBOROUGH	v's	CANTERBURY	4TH	1988-89	
8/36	G. KASSIS	v's	BEXLEY	U24	1989-90	
8/38	P. ABOUD	v's	SOUTHERN DISTRICTS	4TH	2002-03	
8/43	A. DOWNTON	v's	WENTWORTHVILLE	2ND	1989-90	SEMI
8/44	R. JOHNSON	v's	ROSEVILLE	3RD	1982-83	
8/51	M. McDERMOTT	v's	HILLS SHIRE (B'HILLS)	2ND	1998-99	
8/53	P. SULLIVAN	v's	PENNANT HILLS	1ST	2003-04	
8/55	M. WOOD	v's	MACQUARIE UNI	3RD	1996-97	
8/61	K. WOODCROFT	v's	SUTHERLAND	3RD	1964-65	
8/65	R. TURNBULL	v's	BEXLEY	2ND	1968-69	
8/81	A. RUDGELEY	v's	LANE COVE	1ST	1968-69	
7/3	T. OWENS	v's	WARRINGAH	4TH	1993-94	
7/8	W. BALFOUR	v's	ROSEVILLE	1ST	1962-63	
7/9	T. PALMER	v's	LANE COVE	2ND	1999-00	
7/14	G. LANGLEY	v's	EPPING	4TH	1988-89	
7/15	D. HARVEY	v's	WARRINGAH	1ST	1978-79	
7/16	D. GILLARD	v's	LINDFIELD	3RD	1973-74	
7/16	W. BALFOUR	v's	UNKNOWN	1ST	1956-57	
7/18	D. HARVEY	v's	BEXLEY	1ST	1976-77	
7/19	G. REYNOLDS	v's	EPPING	4TH	1998-99	
7/21	R. JOHNSON	v's	PENNANT HILLS	2ND	1981-82	
7/21	S. COOK	v's	WARRINGAH	1ST	2006-7	
7/23	R. JOHNSON	v's	BURWOOD	2ND	1987-88	
7/23	G. PARRY	v's	UNKNOWN	1ST	1951-52	
7/23	S. ROY	v's	STH EAST SYDNEY	3RD	1995-96	
7/23	M. ROSE	v's	EPPING	4TH	1995-96	
7/23	D. PAPANIS	v's	PENNANT HILLS	3RD	2007-8	
7/24	T. BURTON	v's	EPPING	2ND	1988-89	
7/24	J. ETTO	v's	LANE COVE	2ND	1985-86	
7/24	G. PARRY	v's	CANTERBURY	1ST	1962-63	
7/25	T. BURTON	v's	WENTWORTHVILLE	4TH	1984-85	
7/27	D. ROLL	v's	WARRINGAH	2ND	1984-85	
7/27	R. HALL	v's	SUTHERLAND	1ST	1966-67	
7/27	M. McDERMOTT	v's	WARRINGAH	3RD	1995-96	
7/29	G. PARRY	v's	EPPING	1ST	1962-63	
7/29	I. JOHNSON	v's	MACQUARIE UNI	1ST	1976-77	
7/29	W. SHEARGOLD	v's	CANTERBURY	4TH	1987-88	
7/29	M. WOOD	v's	BLACKTOWN	3RD	1994-95	
7/29	K. BARTHOLOMEUSZ	v's	SOUTH SYDNEY	4TH	2008-9	**
7/30	*****	v's	STRATHFIELD	4TH	1985-86	
7/30	N. DAY	v's	LINDFIELD	2ND	1960-61	
7/30	A. SMEE	v's	ROSEVILLE	2ND	1977-78	
7/31	W. BALFOUR	v's	PENNANT HILLS	1ST	1964-65	
7/31	G. PARRY	v's	RYDE	1ST	1961-62	
7/32	S. VIDLER	v's	ROSEVILLE	1ST	1998-99	
7/32	J. BERRY	v's	PENNANT HILLS	1ST	1975-76	
7/32	G. SIMMONS	v's	LANE COVE	3RD	1974-75	
7/32	J. DOWLING	v's	GEORGES RIVER	1ST	2003-04	
7/33	B. MOORE	v's	LINDFIELD	2ND	1973-74	
7/33	M. PARRY	v's	UNKNOWN	1ST	1954-55	
7/33	M. McDERMOTT	v's	WARRINGAH	3TH	1999-00	
7/34	D. PERKINS	v's	UNKNOWN	1ST	1955-56	
7/34	K. REMINGTON	v's	UNKNOWN	1ST	1951-52	
7/34	M. KENNEDY	v's	MACQUARIE UNI	4TH	1987-88	
7/35	S. GUTHRIE	v's	WENTWORTHVILLE	2ND	1985-86	
7/35	B. MOORE	v's	CANTERBURY	2ND	1968-69	
7/35	A. RUDGELEY	v's	CANTERBURY	2ND	1965-66	

SEVEN WICKETS OR MORE IN AN INNINGS (cont'd)

7/35	M. PARRY	v's	UNKNOWN	1ST	1953-54	
7/35	M. McDERMOTT	v's	WARRINGAH	3TH	2000-01	QFINAL
7/35	J. KING	v's	EPPING	5TH	2001-02	
7/36	I. JOHNSON	v's	BURWOOD	1ST	1978-79	
7/37	J.SKINNER	v's	LINDFIELD	1ST	1963-64	
7/38	K. WILLIAMS	v's	EPPING	3RD	1965-66	
7/40	G. WILLMOTT	v's	UNKNOWN	2ND	1956-57	
7/40	R. HOLMES	v's	LANE COVE	2ND	1966-67	
7/40	J. BERRY	v's	RYDE	1ST	1965-66	
7/41	A. SMEE	v's	CANTERBURY	2ND	1970-71	
7/41	G. PARRY	v's	BURWOOD	1ST	1958-59	
7/42	F. MOLSKI	v's	MACQUARIE UNI	2ND	1980-81	
7/42	K. WILLIAMS	v's	WESTERN SUBURBS	3RD	1965-66	
7/42	M. BENSEMANN	v's	LINDFIELD	2ND	1991-92	
7/44	R. YOUNAN	v's	STRATHFIELD	1ST	1997-98	
7/45	L. WATKINS	v's	PENNANT HILLS	2ND	1963-64	
7/45	M. PARRY	v's	UNKNOWN	1ST	1954-55	
7/46	A. JULIEN	v's	WENTWORTHVILLE	4TH	1988-99	
7/47	F. MOLSKI	v's	LANE COVE	1ST	1975-76	
7/48	R. HOLMES	v's	LANE COVE	2ND	1966-67	
7/50	A. RUDGELEY	v's	RYDE	2ND	1962-63	
7/51	N.DAY	v's	EPPING	2ND	1960-61	
7/51	D. BURTON	v's	BLACKTOWN	3RD	1999-00	
7/52	A. RUDGELEY	v's	EPPING	1ST	1967-68	
7/52	A. OSTLER	v's	CANTERBURY	3RD	1968-69	
7/53	W. SHEARGOLD	v's	WARRINGAH	4TH	1987-88	
7/54	M. SZADY	v's	WARRINGAH	5TH	2005-06	
7/55	S. GUTHRIE	v's	EPPING	3RD	1980-81	
7/57	G. BERRY	v's	EPPING	2ND	1965-66	
7/58	D. GILLARD	v's	PENNANT HILLS	3RD	1975-76	
7/61	W. BALFOUR	v's	EPPING	1ST	1959-60	
7/63	K. WILLIAMS	v's	CANTERBURY	3RD	1966-67	
7/66	D. HARVEY	v's	CANTERBURY	1ST	1976-77	
7/73	D. HARVEY	v's	PENNANT HILLS	1ST	1977-78	
7/99	I. JOHNSON	v's	WENTWORTHVILLE	1ST	1979-80	

HATRICKS TAKEN (Total 25)

1ST	GRADE	W. PEPPER	v's	HILLS SHIRE	1996-97 (B,L,C)
		J. DOWLING	v's	ROSEVILLE	2000-01 (C,C,B)
		M. KIRWAN	v's	SOUTH SYDNEY	2008-09 (C,C,L)
		C. WATSON	v's	GEORGES RIVER	2007-08 (S,C+B,B)
2ND	GRADE	K. WOODCROFT	v's	LINDFIELD	1965-66 (B,B,B)
		S. HOLMES	v's	SUTHERLAND	1967-68 (B,L,B)
		G. SAUNDERS	v's	WENTWORTHVILLE	1981-82 (L,B,B)
		M. KOSZEK	v's	STRATHFIELD	1995-96 (L,L,L)
		B. STONE	v's	STRATHFIELD	1995-96 (C,C,B)
3RD	GRADE	G. SIMMONS	v's	LINDFIELD	1964-65 (B,C,B)
		S. GREENTREE	v's	UNI NSW	1964-65 (L,L,B)
		K. WILLIAMS	v's	LANE COVE	1965-66 (B,L,C)
		D. TRIBOLET	v's	WENTWORTHVILLE	1977-78 (L,B,C)
		W. MARSHALL	v's	PENNANT HILLS	1985-86 (B,L,C)
		W. GREEN	v's	LANE COVE	1993-94 (C,B,S)
		J. DOWLING	v's	HOLROYD	1996-97 (B,B,C)
		M. EGAN	v's	HILLS SHIRE	1998-99 (B,B,L)
		M. MITCHELL	v's	STRATHFIELD	2001-02 (C,C,L)
		S. LIYANAGE	v's	LANE COVE	2004-05 (TBA)
		D. PAPANIS	v's	Nth W. HURRICANES	2008-09 (B,B,B)
4TH	GRADE	W. SAUNDERS	v's	LANE COVE	1995-96 (C,C,L)
		P. ABBOD	v's	MACQUARIE UNI	2007-08 (B,B,C)
		K. BARTHOLOMEUSZ	v's	SOUTH SYDNEY	2008-09 (B,B,B)
5TH	GRADE	J. KING	v's	EPPING	2001-02 (C,B,L)
		T. MILLER	v's	SOUTH SYDNEY	2006-07

(B =BOWLED, C =CAUGHT, L =LBW, S=STUMPED)

BATSMEN 1000 RUN CLUB - 133 Members Since 1951

<u>NAME</u>	<u>TOT</u>	<u>RUN 1ST</u>	<u>RUN 2ND</u>	<u>RUN 3RD</u>	<u>RUN 4TH</u>	<u>MET CUP</u>	<u>INN</u>	<u>NO</u>	<u>50</u>	<u>100</u>	<u>HS</u>	<u>AVE</u>	<u>CTCH</u>	<u>MTCH</u>
T. SUCHY	7335	4773	1719	800	43	-	382	39	26	4	118	21.38	154	340
T. ROSS	6379	2558	642	1295	1205	679	257	27	32	8	170	27.73	240	252
G. PARRY	6368	6365	-	3	-	-	225	14	41	6	130	30.18	150	205
M. COTTER	5874	1062	2371	1413	644	384	293	26	32	4	108	22.00	108	272
W. SHEPHERD	5234	70	2029	1796	1339	-	317	52	13	0	91 x	19.75	186	310
R. GENTLES	5099	2620	590	1454	435	0	277	39	18	1	117 x	21.42	120	258
K. COLLINS	5083	2293	1785	905	100	-	258	50	19	0	92	24.44	97	253
P. PERCEY	4685	669	2589	984	443	-	286	45	15	1	119 x	19.44	141	265
J. ROSS	4343	4021	277	45	-	-	251	15	16	0	91	18.40	292	210
D. NOYES	4217	1611	1803	508	295	-	236	24	17	2	103	19.89	89	215
P. PERKINS	4176	348	3007	821	-	-	288	12	13	2	114	15.13	88	170
J. BELL	4003	0	78	328	3457	140	178	16	16	4	118	24.71	196	161
C. WATSON	3819	3819	0	0	0	0	103	15	18	7	201 x	43.40	46	92
G. RYAN	3803	169	1061	1763	660	150	208	21	12	5	150	20.34	69	181
R. JOHNSON	3671	1952	920	623	176	-	205	46	15	0	91	23.09	87	187
D. TRIBOLET	3579	36	2537	966	40	-	331	41	9	0	68	12.34	270	358
B. BALFOUR	3424	3417	7	-	-	-	186	27	13	1	112	21.53	126	175
G. KENNY	3417	86	1683	1355	293	-	168	11	16	2	102	21.76	37	140
D. BETTIOL	3378	18	1771	788	665	136	184	13	10	2	107 x	19.75	76	162
D. PERKINS	3290	3290	-	-	-	-	115	4	18	5	144	29.64	35	130
K. WICKS	3217	2789	134	92	202	0	172	16	13	0	96	20.62	58	156
R. BARBON	3187	119	1287	1553	223	5	161	35	17	0	89	25.29	86	166
P. MOONEY	3121	-	1044	2077	-	-	185	15	14	1	104	18.36	80	140
S. BLOMFIELD	3092	0	18	693	2317	64	201	17	10	1	107 x	16.80	59	182
D. VEIGEL	3060	485	1959	528	88	-	206	22	8	0	73	16.63	109	186
S. FREEBURN	3023	552	1161	971	223	116	146	15	13	2	102 x	23.08	105	147
G. SANDERS	3006	0	4	269	896	1837	180	5	10	0	93	17.18	48	161
K. GRIFFITHS	2974	1508	1466	-	-	-	143	6	13	1	111	21.71	158	120
M. COLLISON	2846	2846	0	0	0	0	100	8	12	6	160	30.93	135	92
G. KASSIS	2752	1968	659	100	25	-	125	11	9	5	144	24.14	45	112
R. LOPEZ	2683	952	941	776	14	0	102	15	13	3	170 x	30.84	27	88
B. TARLINTON	2642	1409	650	490	93	-	186	17	9	0	74	15.63	129	158
N. HOPPER	2630	110	1180	869	346	125	155	12	11	1	111	18.39	158	143
J. NOVOSSEL	2599	23	1572	529	398	77	147	12	10	1	111 x	19.25	75	140
I. JOHNSON	2575	1769	385	227	194	-	168	38	7	0	77	19.81	91	171
P. WOOD	2572	1596	976	-	-	-	137	16	10	2	125	21.26	25	115
P. COSTIN	2497	142	642	1201	395	117	169	12	7	0	78	15.90	62	155
N. RUGLESS	2401	1397	898	106	0	0	131	9	9	1	112	19.68	47	108
B. DONALDSON	2376	2302	74	0	0	0	76	8	10	5	202 x	34.94	33	75
L. REES	2352	1255	894	183	20	-	147	10	10	0	94	17.17	66	140
L. MARKS	2334	1955	379	-	-	-	128	9	6	1	103	19.61	52	100
M. WOOD	2310	1369	12	856	57	16	160	29	4	0	95	17.63	70	158
R. HALL	2278	2105	173	-	-	-	99	10	4	4	106	25.60	49	95
M. ROULLON	2217	50	275	476	496	920	160	23	5	1	100 x	16.18	107	156
D. SCLAVOS	2202	1399	269	534	0	-	123	15	10	1	108 x	20.39	76	107
D. STANFORD	2191	2180	11	-	-	-	93	8	13	1	115	25.78	44	105
D. BURTON	2083	206	72	1781	24	0	121	29	6	3	138 x	22.64	64	142
C. O'NEILL	2069	194	1799	0	36	40	118	16	12	0	89 x	20.28	32	105
A. INGLEBY	2058	2058	-	-	-	-	128	11	9	0	74	17.59	72	125
M. TRELOAR	2051	374	608	391	292	386	104	6	6	2	110	20.93	22	97
R. HAKIM	2024	0	187	1162	546	129	82	8	10	2	155 x	27.35	35	75
S. FINCH	1934	175	1461	298	-	-	133	12	7	0	69	15.98	130	130
K. HARRISON	1922	16	1455	451	-	-	195	24	3	0	54	11.24	38	180
N. DEERY	1916	0	137	844	504	431	109	15	5	2	104	20.38	44	104
G. WESTERBERG	1905	351	886	460	208	-	102	14	4	1	151 x	21.65	52	94
E. BURGIN	1900	485	1088	327	-	-	94	10	11	0	85	22.62	27	125
D. HARVEY	1886	1375	212	-	299	-	111	8	6	2	116	18.31	76	109
N. WILLOUGHBY	1882	136	494	801	272	179	117	7	5	1	127 x	17.11	43	99
N. MATTHEWS	1865	1865	-	-	-	-	61	2	7	2	105	31.61	86	70
C. NOVOSSEL	1853	0	0	686	1108	59	133	9	8	0	80	14.94	68	135
S. KING	1847	-	247	1329	271	-	114	12	8	0	75	18.11	51	122
A. MIHALJ	1832	134	1048	460	31	159	85	4	11	0	105	22.62	83	83
N. ROSS	1828	37	464	57	1095	175	68	5	12	2	172	29.02	34	76
J. SCORGIE	1806	221	1442	143	-	-	120	16	3	0	76	17.37	60	94
M. PARRY	1802	1802	-	-	-	-	74	4	9	1	109	25.74	43	70
D. DIAS	1797	3	801	500	493	0	150	22	4	0	68 x	14.04	52	137
G. WADE	1784	24	416	1012	332	-	115	16	5	0	83 x	18.02	40	90

BATSMEN 1000 RUN CLUB - 133 Members Since 1951

<u>NAME</u>	<u>TOT</u>	<u>RUN</u> <u>1ST</u>	<u>RUN</u> <u>2ND</u>	<u>RUN</u> <u>3RD</u>	<u>RUN</u> <u>4TH</u>	<u>MET</u> <u>CUP</u>	<u>INN</u>	<u>NO</u>	<u>50</u>	<u>100</u>	<u>HS</u>	<u>AVE</u>	<u>CTCH</u>	<u>MTCH</u>
W. MARSHALL	1780	303	24	1401	52	-	68	14	8	3	125	32.96	26	54
D. WOOD	1709	424	219	438	98	530	92	12	12	1	125	21.36	25	90
P. LEACY	1693	-	267	1426	-	-	119	8	2	0	76	15.25	17	60
L. PENDREIGH	1691	6	1264	301	120	0	147	26	5	0	65	13.98	59	151
S. ABERCROMBIE	1660	1138	494	23	5	-	76	3	7	2	123	22.74	66	66
C. DALEY	1643	62	765	576	212	28	103	12	9	0	75	18.05	85	95
B. TRELOAR	1599	560	535	325	57	122	122	16	5	0	83 x	15.08	62	115
M. HOLMES	1576	0	450	273	853	0	112	11	4	0	73 x	15.60	60	116
A. SMEE	1574	121	836	585	32	-	150	20	2	0	52	12.11	105	142
T. BYRNES	1571	-	51	1154	366	-	82	10	5	0	93	21.82	31	71
R. HADLEY	1567	386	1095	86	-	-	103	8	2	1	109	16.49	61	135
B. HANSHAW	1558	312	1016	159	71	-	84	6	7	0	70 x	19.97	23	71
I. COWAN	1549	475	521	261	226	66	91	5	2	1	147 x	18.01	33	90
S. LIYANAGE	1547	0	421	1114	12	0	88	13	6	1	113	20.63	42	87
N. DAY	1537	13	1276	248	-	-	107	18	5	1	102	17.27	33	130
B. FRANKSON	1530	0	57	921	402	150	83	8	7	2	138	20.40	31	76
B. TRIBOLET	1492	835	335	322	-	-	193	64	2	0	77 x	11.57	81	219
P. KLEIN	1485	41	412	1032	-	-	100	10	5	0	93	16.50	37	101
N. DISSANAYAKE	1457	0	1187	169	23	78	86	6	5	0	71	18.21	21	74
G. GUTHRIE	1446	59	770	592	25	-	92	7	5	1	101	17.01	78	82
G. STARKEY	1445	6	227	423	618	171	78	17	5	1	103	23.69	47	80
H. HARRISON	1406	1247	100	59	-	-	117	19	1	0	52	14.35	63	155
J. DAVINO	1401	29	735	389	248	-	100	8	4	0	60	15.23	59	95
W. SAUNDERS	1355	0	256	293	522	284	73	6	5	1	105	20.22	24	67
B. TRELOAR	1350	511	406	325	57	51	107	14	5	0	83 x	14.52	54	99
G. BERRY	1338	40	342	956	-	-	110	13	2	0	65	13.79	27	85
T. BRISCOE	1327	1327	-	-	-	-	77	8	3	1	108	19.23	24	65
C. WILKINSON	1324	921	49	303	51	-	56	2	8	1	147	24.52	64	49
J. WALSH ""	1308	19	202	404	683	-	136	30	4	0	59 x	12.34	41	157
P. ABBOD	1303	0	2	0	795	506	118	20	3	0	79	13.30	35	142
B. COUPAR	1286	538	529	219	-	-	83	20	4	1	100	20.41	55	84
J. HARRIS	1280	-	39	340	901	-	83	8	5	0	95	17.07	48	77
V. CONNOR	1271	728	152	254	137	-	119	22	3	0	70 x	13.10	63	127
R. ANANDAPPA	1254	0	187	303	712	52	53	5	5	1	187	26.13	21	49
B. MOORE	1234	189	854	191	-	-	128	30	2	0	78 x	12.59	39	145
R. KNOTT	1232	789	443	-	-	-	112	14	2	0	64	12.57	30	96
M. WAKEFORD	1228	0	183	478	331	236	53	11	4	2	145 x	29.24	19	54
K. JAMES	1218	248	204	766	-	-	99	15	2	0	76	14.50	38	76
K. GOUGH	1215	8	803	404	-	-	137	26	2	0	70	10.95	42	85
L. HOWARD	1210	938	272	-	-	-	85	13	4	1	104	16.81	45	80
D. WRIGHT	1207	656	304	231	16	-	65	5	2	0	65	20.12	35	69
R. HAWKER	1190	201	220	439	188	142	84	3	5	0	80 x	14.69	54	73
P. McDERMID	1171	301	728	45	97	-	57	10	6	0	86 x	24.91	30	54
A. LOVERIDGE	1169	7	343	726	16	77	74	7	4	0	99 x	17.45	100	74
G. LANGLEY	1166	26	228	552	360	-	58	4	5	0	90	21.59	51	53
A. LOVERIDGE	1162	7	343	726	16	70	73	7	4	0	99	17.61	100	73
J. JEWISS	1158	0	102	470	586	0	66	14	5	0	98 x	22.27	31	88
S. PERKS	1143	0	40	542	561	-	48	4	8	0	81	25.98	25	42
R. WILEY	1132	808	241	83	-	-	52	4	6	0	87	23.58	22	49
M. TROY	1130	1130	0	0	0	0	54	1	7	1	131	21.32	11	40
B. COLLISON	1129	1129	0	0	0	0	29	0	7	2	109	38.93	7	24
M. BENSEMAN	1088	526	473	89	0	-	74	13	3	0	65 x	17.84	28	64
C. ZAMMITT	1081	233	227	327	294	-	41	2	4	2	109	27.72	13	36
S. LUCAS	1081	-	339	674	68	-	75	13	2	0	83	17.44	36	65
K. FARLEY	1064	598	466	-	-	-	64	9	2	1	126 x	19.35	35	58
A. FARLEY	1063	33	255	319	456	-	48	5	5	1	104 x	24.72	35	41
C. WHITE	1062	822	76	130	34	0	39	0	10	0	90	27.23	28	36
S. RANA	1056	50	802	19	185	0	58	9	2	1	107	21.55	15	61
D. CORBETT	1037	1037	-	-	-	-	48	0	5	1	105	21.60	23	49
J. COOK	1037	450	453	3	131	0	93	24	1	1	118	15.03	28	90
P. SMITH	1017	0	0	0	778	239	54	2	7	0	82 x	19.56	20	49
R. CASSELL	1015	975	-	40	-	-	39	6	5	1	110	30.76	19	71
F. WICKS	1011	1	870	140	-	-	76	4	4	0	80	14.04	20	79
R. JANCZUK	1006	200	744	62	-	-	70	3	3	0	53	15.01	28	77
B. BURTON	1004	189	485	298	32	-	77	6	5	0	66	14.14	22	74
K. THAYANANTHAN	1003	0	798	205	0	0	52	3	5	0	81	20.47	19	47

BOWLERS 100 WICKET CLUB (Since 1951)

NAME	TOT	WKT	WKT	WKT	WKT	WKT	OVER	M	RUNS	BEST	5 FOR	AVE	CTCH	MTCH
		1ST	2ND	3RD	4TH	5TH								
G. PARRY	613	613	0	0	0	0	2492	494	7377	9\40	36	12.03	150	205
R. JOHNSON	595	310	140	98	47	0	2669	603	7181	8\13	30	12.07	87	187
A. RUDGELEY	575	330	231	14	0	0	2532	367	9420	8\81	29	16.38	65	210
D. TRIBOLET	460	5	298	151	6	0	1718	193	7706	6\18	11	16.75	270	358
I. JOHNSON	398	306	47	28	17	0	2478	623	6154	7\29	20	15.46	91	171
W. BALFOUR	386	386	0	0	0	0	1549	186	5591	7\8	16	14.48	126	275
B. TRIBOLET	350	230	94	25	1	0	2200	435	6123	6\15	10	17.49	81	219
D. HARVEY	311	272	29	0	10	0	1551	383	3964	8\2	20	12.75	76	109
J. DOWLING	302	261	13	27	1	0	1697	346	5062	7\32	16	16.76	24	123
A. SMEE	274	35	131	108	0	0	1251	301	4028	7\30	8	14.70	105	142
D. ADAMS	269	0	61	133	75	0	1664	393	4344	7\30	6	16.15	43	134
V. CONNER	265	144	41	53	27	0	1628	407	4221	6\9	10	15.93	63	127
M. McDERMOTT	259	2	94	150	13	0	1580	355	4388	8\51	11	16.94	29	102
B. MOORE	254	78	155	21	0	0	1223	165	4270	7\33	10	16.81	39	145
D. BURTON	245	37	17	190	1	0	1697	414	4498	7\51	6	18.36	64	142
S. GUTHRIE	244	135	75	32	2	0	1670	405	4231	7\35	8	17.34	42	121
M. POTTER	240	0	1	21	112	106	1559	334	4115	6\34	3	17.15	43	150
D. GILLARD	231	0	0	231	0	0	724	120	3123	8\33	12	13.52	34	79
K. GOUGH	218	2	125	91	0	0	831	106	2930	6\35	5	13.44	42	85
J. WALSH ""	216	5	47	88	76	0	1491	342	3915	6\43	5	18.13	41	157
R. HALL	215	213	2	0	0	0	1024	135	3615	7\27	9	16.81	49	95
J. SKINNER	214	195	17	2	0	0	1024	182	3399	7\37	8	15.88	82	137
N. DAY	206	0	192	14	0	0	767	87	2737	7\30	10	13.29	33	130
J. BERRY	189	168	21	0	0	0	863	86	3406	7\32	10	18.02	39	90
M. MITCHELL	184	72	55	52	3	2	1119	251	3256	5\22	6	17.70	21	93
L. PENDREIGH	183	2	139	37	5	0	1086	199	3040	6\65	5	16.61	59	151
S. HOLMES	179	19	126	34	0	0	730	123	2350	6\25	13	13.13	14	135
F. MOLSKI	179	98	62	19	0	0	830	154	2669	7\42	8	14.91	35	85
H. HARRISON	178	156	12	10	0	0	684	64	2965	5\41	1	16.66	63	155
G. SIMMONS	174	17	70	87	0	0	703	97	2730	7\32	10	15.69	24	101
M. ROSE	174	6	76	64	23	5	1313	265	3892	7\23	5	22.37	29	108
J. JEWISS	171	0	30	80	61	0	1132	278	3206	6\21	3	18.75	29	88
T. WOOD (Tom)	166	166	0	0	0	0	1045	294	2076	6\28	13	12.51	20	47
M. WOOD	166	26	0	124	14	2	1100	281	2667	8\55	8	16.07	70	158
A. BAKER	161	0	22	78	26	35	950	158.3	3391	6\66	3	21.06	46	101
C. WATSON	160	160	0	0	0	0	1017	239	3037	5\51	2	18.98	46	92
M. PARRY	159	159	0	0	0	0	545	71	1941	7\33	12	12.21	43	70
S. PHILIPSON	159	159	0	0	0	0	1048	232	3198	6\50	4	20.11	17	88

BOWLERS 100 WICKET CLUB (Since 1951)

NAME	TOT	WKT	WKT	WKT	WKT	WKT	OVER	M	RUNS	BEST	5 FOR	AVE	CTCH	MTCH
		1ST	2ND	3RD	4TH	5TH								
G. KASSIS	158	117	22	6	13	0	1127	276	2783	6\29	5	17.61	45	113
J. KNEZEVIC	157	43	71	41	2	0	999	232	2624	6\27	3	16.71	17	74
P. SULLIVAN	155	154	0	0	1	0	944	264	2157	8\53	4	13.92	23	59
C. O'NEILL	155	10	128	0	6	11	907	174	2769	6\12	4	17.86	32	105
W. SHEPHERD	155	0	47	72	36	0	917	153	3436	6\19	2	22.17	186	310
K. WICKS	153	139	5	0	9	0	955	183	3174	6\53	4	20.75	58	156
B. STONE	149	5	111	21	10	2	1324	308	3598	5\3	2	24.15	27	99
R. BARBON	147	0	115	27	5	0	919	213	2533	6\34	2	17.23	86	166
P. COSTIN	146	0	24	90	19	13	969	231	2778	5\13	4	19.03	62	155
P. ABOUD	146	0	0	0	122	24	1192	243	3380	8\38	5	23.15	35	138
K. WILLIAMS	144	0	7	137	0	0	466	89	1580	10\43	9	10.97	23	27
S. MEIER	143	143	0	0	0	0	569	100	1705	8\34	10	11.92	10	52
J. COOK	138	72	63	2	1	0	959	231	2609	5\32	1	18.91	28	90
P. JACKYMIN	134	22	96	14	2	0	765	133	2696	6\29	3	20.12	36	101
B. COUPAR	133	52	56	25	0	0	791	188	2137	5\42	2	16.07	55	84
G. WESTERBERG	131	19	68	36	8	0	877	175	2606	6\30	3	19.89	52	94
P. BASTOW	130	4	13	95	17	1	851	170	2820	6\61	4	21.69	37	76
B. HEDDLE	128	4	90	23	11	0	740	207	1709	5\39	2	13.35	16	58
T. SUCHY	127	48	32	44	3	0	850	272	2740	6\41	3	21.57	154	340
K. WOODCROFT	126	34	49	43	0	0	481	92	1674	8\61	7	13.29	11	39
G. BERRY	125	1	46	78	0	0	520	66	2195	7\57	2	17.56	27	85
G. KENNY	124	1	63	59	1	0	798	188	2176	6\21	4	17.55	37	140
D. ROLL	122	8	68	43	3	0	716	218	1489	7\27	7	12.20	19	51
M. SZADY	121	0	6	78	21	16	650	142	1877	7\54	3	15.51	15	54
B. MEREDITH	118	0	118	0	0	0	464	76	1672	8\21	5	14.17	15	54
R. HADLEY	115	12	95	8	0	0	615	122	1882	6\21	2	16.37	61	135
J. AITKEN	112	73	8	0	12	19	432	75	1387	6\44	3	12.38	26	128
D. WOOD	112	16	4	31	22	39	571	73	2086	6\36	2	18.63	25	90
C. DALEY	107	8	31	53	13	2	597	114	1982	5\27	1	18.52	82	94
J. COLEMAN	107	79	28	0	0	0	743	152	2257	5\45	3	21.09	18	64
P. McDERMID	106	28	53	3	22	0	590	129	1640	5\24	2	15.47	30	54
C. MASTERSON	106	7	77	6	16	0	788	236	1819	6\15	7	17.16	31	55
S. BELL	106	0	0	37	69	0	698	171	1854	5\19	5	17.49	12	54
R. WARNER	105	0	33	21	51	0	812	238	1847	6\27	4	17.59	24	80
M. KASSIS	105	0	1	20	84	0	756	145	2008	6\67	4	19.12	12	60
P. KLEIN	105	0	29	76	0	0	611	109	2053	5\32	1	19.55	37	101
D. O'BRIEN	104	0	1	53	50	0	892	200	2691	6\40	3	25.88	26	62
D. LAGATS	102	0	33	47	22	0	645	139	1689	5\23	1	16.56	20	56
J. GATRICK	102	31	52	17	1	1	803	175	2324	5\44	2	22.78	25	67
J. MOLONEY	101	101	0	0	0	0	803	231	1862	6\12	3	18.44	14	59

CLUB STATISTICS FOR ALL GRADES

TEAM SCORES OF 350+ MADE BY AUBURN

<u>SCORE</u>			<u>OPPONENT</u>	<u>GRADE</u>	<u>SEASON</u>	
7 / 410	dec	v's	BURWOOD	3RD	2008 - 09	***
6 / 406	dec	v's	LANE COVE	2ND	1964 - 65	
6 / 383	dec	v's	MACQUARIE UNI	4TH	2007 - 08	SEMI
4 / 382	dec	v's	GEORGES RIVER	1ST	2002 - 03	
377		v's	ROSEVILLE	1ST	1964 - 65	
8 / 376	dec	v's	EPPING	1ST	2004 - 05	
375		v's	ROSEVILLE	3RD	2008 - 09	***
5 / 371	dec	v's	LANE COVE	2ND	2008 - 09	***
6 / 368		v's	MACQUARIE UNI	3RD	2008 - 09	***
368		v's	WARRINGAH	2ND	1985 - 86	FINAL
7 / 366	dec	v's	GEORGES RIVER	1ST	2006 - 07	
5 / 359		v's	ROSEVILLE-GORDON	5TH	2001 - 02	
8 / 358		v's	NTH WEST SYDNEY	3RD	2007 - 08	
9 / 357	dec	v's	MACQUARIE UNI	1ST	2002 - 03	
8 / 352	dec	v's	MACQUARIE UNI	3RD	1998 - 99	
9 / 350	dec	v's	STRATHFIELD	2ND	2004 - 05	
350		v's	LANE COVE	4TH	1984 - 85	FINAL

SCORES OF 350+ MADE BY OPPONENTS

<u>SCORE</u>			<u>OPPONENT</u>	<u>GRADE</u>	<u>SEASON</u>	
10 / 493		v's	SOUTH SYDNEY	1ST	2005 - 06	
7 / 422	dec	v's	STH EAST SYDNEY	4TH	1997 - 98	
8 / 393	dec	v's	HOLROYD	1ST	1996 - 97	
8 / 392	dec	v's	LINDFIELD	2ND	1982 - 83	
5 / 374	dec	v's	BLACKTOWN	1ST	1998 - 99	
372		v's	LINDFIELD	2ND	1968 - 69	
372		v's	LINDFIELD	5TH	2003 - 04	
8 / 370		v's	ROSEVILLE	1ST	2001 - 02	
7 / 366	dec	v's	BAULKHAM HILLS	4TH	1994 - 95	
363		v's	EPPING	1ST	2007 - 08	***
360		v's	LANE COVE	2ND	1991 - 92	
360		v's	NTH WEST SYDNEY	4TH	2007 - 08	***
356		v's	EPPING	3RD	1980 - 81	
8 / 356		v's	BURWOOD	3RD	2002 - 03	
8 / 354	dec	v's	LINDFIELD	1ST	2001 - 02	
6 / 354	dec	v's	ROSEVILLE	2ND	2000 - 01	
9 / 351	dec	v's	LINDFIELD	1ST	1996 - 97	

CLUB STATISTICS FOR ALL GRADES

TEAM SCORES OF 50 OR LESS MADE BY AUBURN

<u>SCORE</u>		<u>OPPONENT</u>	<u>GRADE</u>	<u>SEASON</u>	
8 / 16 dec	v's	EPPING	2ND	1976 - 77	
18	v's	BURWOOD	2ND	1982 - 83	SEMI
19	v's	BURWOOD	4TH	1995 - 96	
21	v's	EPPING	2ND	1970 - 71	
22	v's	BURWOOD	2ND	2004 - 05	
23	v's	HOLROYD HILLS	3RD	2002 - 03	
29	v's	BEXLEY	2ND	1960 - 61	
32	v's	RYDE	2ND	1972 - 73	
35	v's	WENTWORTHVILLE	1ST	1983 - 84	
35	v's	UNI OF NSW	3RD	1970 - 71	
35	v's	BAULKHAM HILLS	3RD	1984 - 85	
37	v's	UNI OF NSW	3RD	1970 - 71	
37	v's	LINDFIELD	1ST	1972 - 73	
38	v's	RANDWICK	3RD	1965 - 66	
39	v's	UNI OF NSW	3RD	1970 - 71	
39	v's	EPPING	4TH	1995 - 96	
40	v's	BURWOOD	3RD	1970 - 71	
40	v's	WENTWORTHVILLE	2ND	1985 - 86	
41	v's	CUMBERLAND	3RD	1967 - 68	
41	v's	WENTWORTHVILLE	2ND	1971 - 72	
41	v's	EPPING	1ST	1957 - 58	
42	v's	SOUTH SYDNEY	4TH	2002 - 03	QTR FINAL
43	v's	MACQUARIE UNI	3RD	1990 - 91	
43	v's	SOUTHERN DISTRICTS	3RD	1968 - 69	
43	v's	BEXLEY	2ND	1985 - 86	
45	v's	CANTERBURY	1ST	1994 - 95	
46	v's	CANTERBURY	2ND	1973 - 74	
46	v's	UNI OF NSW	2ND	1971 - 72	
46	v's	SUTHERLAND	3RD	1964 - 65	
47	v's	UNI OF NSW	3RD	1969 - 70	
48	v's	WENTWORTHVILLE	1ST	1973 - 74	SEMI
48	v's	RYDE	1ST	1956 - 57	
49	v's	MACQUARIE UNI	3RD	1971 - 72	
49	v's	BURWOOD	1ST	1968 - 69	
49	v's	EPPING	2ND	1999 - 00	
50	v's	NORTH SYDNEY	5TH	1998 - 99	
50	v's	PENNANT HILLS	2ND	2008 - 09	***

TEAM SCORES OF 50 OR LESS MADE BY OPPONENTS

<u>SCORE</u>		<u>OPPONENT</u>	<u>GRADE</u>	<u>SEASON</u>	
18	v's	PENNANT HILLS	5TH	1999 - 00	
19	v's	MOSMAN	3RD	1965 - 66	
20	v's	BURWOOD	1ST	1961 - 62	FINAL
20	v's	SOUTHERN DISTRICTS	4TH	2007 - 08	
22	v's	WARRINGAH	1ST	1980 - 81	
23	v's	CANTERBURY	3RD	1971 - 72	
24	v's	RYDE	2ND	1969 - 70	
25	v's	BEXLEY	3RD	1995 - 96	
26	v's	ROSEVILLE	2ND	1965 - 66	
26	v's	GEORGES RIVER	3RD	2005 - 06	
30	v's	EPPING	4TH	1988 - 89	
32	v's	RYDE	2ND	1972 - 73	
32	v's	LINDFIELD	4TH	1984 - 85	
32	v's	ROSEVILLE	5TH	2000 - 01	
34	v's	MACQUARIE UNI	3RD	1976 - 77	
35	v's	SYDNEY UNI	3RD	1971 - 72	
36	v's	LANE COVE	4TH	1982 - 83	
36	v's	SUTHERLAND	2ND	1958 - 59	
36	v's	ROSEVILLE-GORDON	5TH	2001 - 02	
36	v's	SOUTHERN DISTRICTS	3RD	2003 - 04	
37	v's	SYDNEY UNI	3RD	1971 - 72	
37	v's	BEXLEY	1ST	1952 - 53	
39	v's	CANTERBURY	1ST	1990 - 91	
40	v's	SUTHERLAND	1ST	1956 - 57	
40	v's	LINDFIELD	1ST	1985 - 86	
41	v's	LANE COVE	4TH	2000 - 01	
42	v's	LINDFIELD	1ST	1985 - 86	
42	v's	UNIVERSITY	1ST	1954 - 55	
42	v's	BURWOOD	3RD	1975 - 76	
42	v's	BURWOOD	1ST	1976 - 77	
42	v's	SOUTHERN DISTRICTS	1ST	2003 - 04	
43	v's	ROSEVILLE	4TH	1988 - 89	
44	v's	MACQUARIE UNI	1ST	2003 - 04	
45	v's	BEXLEY	3RD	1985 - 86	
45	v's	LANE COVE	2ND	1985 - 86	
45	v's	SOUTHERN DISTRICTS	3RD	2002 - 03	
46	v's	LINDFIELD	3RD	1981 - 82	
47	v's	LANE COVE	4TH	1988 - 89	
47	v's	LANE COVE	1ST	1953 - 54	
48	v's	BEXLEY	2ND	1981 - 82	
49	v's	EPPING	2ND	1988 - 89	
49	v's	SOUTHERN DISTRICTS	2ND	2007 - 08	
50	v's	GEORGES RIVER (1st innings)	4TH	2005 - 06	
50	v's	GEORGES RIVER (2nd innings)	4TH	2005 - 06	

THE DUCK CLUB AWARD (2008 - 09)

<u>WINNER:</u>	I. COWAN (on countback) } N. SOUTH } J. NOVOSEL }	4 DUCKS
<u>RUNNERS UP</u>	E. APHAIWONGSE } D. BURTON } B. FRANKSON } G. STARKEY }	3 DUCKS
<u>OTHER MINOR ACHIEVERS :</u>	M. WAKEFORD } M. HUSSAIN } R. HAWKER } D. PAPANIS } P. ABBODD } T. WOOD } P. BASTOW } R. HAKIM } C. NOVOSEL } P. ANANIN } M. MEHCUR } T. MILLER } S. FREEBURN } J. AITKEN } N. ROSS } D. JOHNSONL } V. CARDINALE } L. HANNA } M. LABROOY } K. BULATHSINGHALA } D. WOOD }	2 DUCKS

PREVIOUS SEASON WINNERS

<u>SEASON</u>	<u>NAME</u>	<u>No DUCKS</u>	<u>CLUB TOTAL</u>	
1982 - 83	*****	4 *	61	
1983 - 84	L. PENDREIGH	5 *	79	
1984 - 85	S. RUDGELEY	4	77	
1985 - 86	S. GUTHRIE	6	97	
1986 - 87	R. WARNER	4	52	
1987 - 88	W. SHEARGOLD	6	87	
1988 - 89	*****	4 *	80	
1989 - 90	N. FORD	3 *	68	
1990 - 91	G. LANGLEY	4	76	
1991 - 92	N. YOUNIS	4	66	
1992 - 93	J. DUHIGG	4 *	81	
1993 - 94	W. SAUNDERS	7**	66	
1994 - 95	B. STONE	5	99	
1995 - 96	A. MITCHELL	5#	111	CLUB RECORD (4 GRADES)
1996 - 97	N. WILLOUGHBY	5	84	
1997 - 98	M. ROSE	5 *	96	
1998 - 99	S. MADDEN	6	129"	
1999 - 00	P. COSTIN	5#	134"	CLUB RECORD (5 GRADES)
2000 - 01	M. HOLMES	4#	77"	
2001 - 02	D. WOOD	4	86"	
2002 - 03	C. SMITH	5*	113"	
2003 - 04	A. BAKER	4*	69"	
2004 - 05	C. WILDMAN	5	69"	
2005 - 06	N. DEERY	4	80"	
2006 - 07	S. DUHIGG, P. BASTOW, A. VELLA	4	97"	
2007 - 08	D. BETTIOL	4*	85"	
2008 - 09	I. COWAN	4*	88"	

- (*) Indicates the trophy was won on a countback (lowest batting average)
- (#) Indicates the trophy was won on a countback (Least no. of Innings)
- (") Indicates includes Metro Cup players (5th Grade)