

**AUBURN DISTRICT  
CRICKET CLUB INC.  
SYDNEY SHIRES COMPETITION  
AND METROPOLITAN CUP**



**51 ST  
ANNUAL REPORT  
2001 - 2002**



## TABLE OF CONTENTS

SPONSORS .....	0
HONOURS LIST .....	1
OFFICE BEARERS FOR SEASON 2001 - 02 .....	2
EXECUTIVE OFFICE BEARERS SINCE CLUB FORMATION .....	3
PRESIDENT'S REPORT .....	4
SECRETARY'S REPORT .....	7
APPRECIATION ROLL .....	11
COMPETITION RESULTS AND POINTS TABLE FOR 2001 - 02 .....	12
ALL TEAM CAPTAINS SINCE INCEPTION 1951 - 1952 .....	22
AWARD WINNERS 2001 - 02 SEASON .....	23
ADCC OUTSTANDING PERFORMANCES 2001 - 02 .....	29
1ST GRADE RESULTS & CAPTAIN'S REPORT .....	30
1ST GRADE AVERAGES AND STATISTICS .....	35
2ND GRADE RESULTS & CAPTAIN'S REPORT .....	40
2ND GRADE AVERAGES AND STATISTICS .....	43
3RD GRADE RESULTS & CAPTAIN'S REPORT .....	48
3RD GRADE AVERAGES AND STATISTICS .....	56
4TH GRADE RESULTS & CAPTAIN'S REPORT .....	61
4TH GRADE AVERAGES AND STATISTICS .....	67
5TH GRADE (METRO PLATE) RESULTS & CAPTAIN'S REPORT .....	72
5TH GRADE (METRO PLATE) AVERAGES AND STATISTICS .....	79
UNDER 24 MATCH RESULTS .....	84
UNDER 24 COMPETITION AVERAGES AND STATISTICS .....	86
COMBINED BATTING PERFORMANCES FOR 2001 - 02 .....	89
COMBINED BOWLING PERFORMANCES FOR 2001 - 02 .....	91
2001 - 02 PLAYER'S CAREER STATISTICS .....	93
PLAYERS 100 MATCH CLUB .....	97
DISTINGUISHED INDIVIDUAL SEASON PERFORMANCES .....	98
ALL PARTNERSHIPS IN EXCESS 150 RUNS .....	99
CENTURIES SCORED SINCE CLUB'S INCEPTION 1951- 52 .....	100
SEVEN WICKETS IN AN INNINGS SINCE 1951 - 52 .....	102
BATSMEN 1000 RUN CLUB .....	104
BOWLERS 100 WICKET CLUB .....	106
HIGHEST AND LOWEST TEAM SCORES .....	108
THE DUCK CLUB AWARD .....	110



## A D C C HONOURS LIST

1952 - 1953	1ST GRADE	PREMIERS
1956 - 1957	1ST GRADE	MINOR PREMIERS
1961 - 1962	1ST GRADE	PREMIERS
1962 - 1963	1ST GRADE	PREMIERS
1962 - 1963	1ST GRADE	MINOR PREMIERS
1962 - 1963		CLUB CHAMPIONS
1963 - 1964	1ST GRADE	PREMIERS
1963 - 1964	1ST GRADE	MINOR PREMIERS
1973 - 1974	3RD GRADE	MINOR PREMIERS
1978 - 1979		CLUB CHAMPIONS
1980 - 1981	1ST GRADE	MINOR PREMIERS
1981 - 1982	3RD GRADE	MINOR PREMIERS
1984 - 1985	4TH GRADE	PREMIERS
1985 - 1986	2ND GRADE	PREMIERS
1985 - 1986	3RD GRADE	MINOR PREMIERS
1985 - 1986		CLUB CHAMPIONS
1986 - 1987	3RD GRADE	PREMIERS
1986 - 1987	3RD GRADE	MINOR PREMIERS
1988 - 1989	4TH GRADE	MINOR PREMIERS
1989 - 1990	1ST GRADE	PREMIERS
1995 - 1996	3RD GRADE	PREMIERS
1999 - 2000	3RD GRADE	PREMIERS
2001 - 2002	3RD GRADE	PREMIERS
2001 - 2002	5TH GRADE	MINOR PREMIERS



# OFFICE BEARERS FOR SEASON 2001 - 2002

<u>PATRONS:</u>	R. Johnson, A. Rudgeley, R. Hadley, C. Cassidy (Mayor of Auburn)
<u>PRESIDENT:</u>	M. Rouillon
<u>SENIOR VICE PRESIDENT:</u>	M. Potter
<u>VICE PRESIDENTS:</u>	R. Johnson, T. Suchy, K. Collins, N. Ross G. Parry, M. McShane, D. Noyes, R. Hadley, G. Kenny, S. Blomfield.
<u>HONORARY SECRETARY:</u>	M. Wood
<u>ASSISTANT SECRETARY:</u>	D. Rose
<u>HONORARY TREASURER:</u>	C. Treloar
<u>MANAGEMENT COMMITTEE:</u>	P. Philipson, C. Daley, N. Hopper, M. Cotter, N. Rugless, M. McDermott
<u>CLUB COACH</u>	C. Watson
<u>PROVISIONAL SELECTION COMMITTEE AND PRACTICE CAPTAINS:</u>	M. Wood, S. Philipson, M. Rouillon, C. Daley R. Barbon
<u>LIFE MEMBERS:</u>  (* Deceased	G. Parry, D. Tribolet, A. Rudgeley, T. Suchy R. Johnson, W. Shepherd, R. Hadley, K. Collins, P. Percey, D. Noyes, R. Gentles, J. Ross, J. Whitford (*), T. Haggett (*), E. Howard (*), M. Wood, M. McShane, T. Ross, R. Eagar.
<u>DELEGATES TO SCA :</u>	R. Johnson, K. Collins
<u>DELEGATES TO : AUBURN COMBINED SPORTS COMMITTEE</u>	M. Wood, M. Potter
<u>CUMBERLAND CRICKET COUNCIL</u>	M. Wood, M. Rouillon
<u>CLUB STATISTICIAN</u>	T. Suchy

J. FINOLAY



## EXECUTIVE OFFICE BEARERS

### PRESIDENT

1951 - 1952	A. SINCLAIR
1952 - 1970	T. HAGGETT
1970 - 1973	G. PARRY
1973 - 1976	A. RUDGELEY
1976 - 1994	D. TRIBOLET
1994 - 1995	R. HADLEY
1995 - 1998	D. TRIBOLET
1998 - 2002	M. ROUILLON

### SECRETARY

1951 - 1957	J. WHITFORD
1957 - 1967	G. PARRY
1967 - 1972	D. TRIBOLET
1972 - 1973	J. ROSS
1973 - 1976	D. TRIBOLET
1976 - 1979	D. VEIGAL
1979 - 1980	A. SMEE
1980 - 1982	D. VEIGAL
1982 - 1983	A. SMEE
1983 - 1988	S. BLOMFIELD
1988 - 1990	G. BIRD (Snr)
1990 - Curr	M. WOOD

### TREASURER

1951 - 1952	R. BAKER
1952 - 1954	S. MEIER
1954 - 1959	A. INGLEBY
1959 - 1961	H. HARRISON
1961 - 1962	D. WOODWARD
1962 - 1966	K. GRIFFITHS
1966 - 1967	R. HALL
1967 - 1970	P. PERKINS
1970 - 1973	P. MOONEY
1973 - 1978	T. SUCHY
1978 - 1979	A. SMEE
1979 - 1985	T. SUCHY
1985 - 1988	G. GUTHRIE
1988 - 1991	D. ADAMS
1991 - 1992	J. DAVINO
1992 - 1993	T. SUCHY
1993 - 1995	D. O'BRIEN
1995 - 1996	R. HADLEY
1996 - 1997	K. CARR
1997 - 1998	K. WICKS
1998 - 1999	N. WILLOUGHBY
1999 - Curr	C. TRELOAR



## President's Report

(Season 2001-2002)

It is a little sad for me to be writing this report, as it represents the end of my fourth year as President and the beginning of a forced break from the Club. For those of you who are not aware I will be leaving Australia to work in Switzerland for approximately 18 months.

I have enjoyed all of my ten odd years with the Club, even the last four years as President. I believe that a tremendous amount has been achieved over this period, especially this season just past with the improvements to the Dave Tribolet Room and the practice nets. A lot of thanks for these improvements must go in particular to Ned Novosel, Peter Philipson, Don Rose and Cliff Treloar for the work they put in to get these improvements done.

Turning to the Club's performances on the field in season 2001/2002, it was yet another successful year for the Third Grade team. Congratulations must go to Raoul Barbon, who in his first full season as Captain led the team to victory in the Grand Final against Strathfield. There were plenty of players who contributed to the success of the Third Grade team throughout the season, with Matt McDermott, Mark Mitchell, Jason Jewiss and Clinton Daley all performing very well.

The Club also performed well in the 4<sup>th</sup> & 5<sup>th</sup> Grades, with 5<sup>th</sup> Grade winning the minor premiership in the Metropolitan Plate competition, only to fall at the penultimate hurdle against the eventual winners, Maccabi Cricket Club. While there were many highlights in 5<sup>th</sup> Grade throughout the season the effort of Darren Arthur in establishing a new Club batting record of 171 is the standout. Special thanks must go to John Aitken whose leadership and guile was a huge part of the success of the 5<sup>th</sup> Grade team this season. John is keen to pursue his cricket within the ranks of Grade cricket, and whilst the Club will sorely miss him I am sure that everyone within the Club will join me in wishing him all the very best.

Although both 1<sup>st</sup> & 2<sup>nd</sup> Grade did not enjoy the success we all would have hoped for, there were a number highlights which were both pleasing and bode well for the future. Damien Alderton's 158 against Canterbury Bexley confirmed that he is a very talented player, who with a little more determination should become a very consistent and reliable cricketer. Cameron Watson and Brett Davison also played well with the bat at various stages but the consistency of Scott Philipson and Jason Dowling with the ball was the highlight for me over the duration of the season. Whilst promising 16 year old allrounder David Wood in his first full year in 1<sup>st</sup> Grade, showed his future potential with both bat and ball with a fine knock of 52 opening the batting against Epping and 4/67 with his leg spinners against Macquarie University.



2<sup>nd</sup> Grade also had its share of highlights, although mostly by individuals. It seems strange that the team had so many strong performers yet won less than a handful of games.

Special mentions must go to Peter Bastow, Kiruban Thayanathan, Andy Mihalj, Christian O'Neill, Jason Novosel and Ben Treloar who all performed well over the season. The last two, Jason and Ben, were both rewarded for their efforts during the season with promotion to 1<sup>st</sup> Grade during the last few games, with Ben in particular performing well.

It is pleasing to see the younger players such as Jason and Ben performing so well, and I believe that it is important for the future of the Club that we continue develop the younger players as much as we can as they are the future of the Club. To highlight this point, consider this season's 1<sup>st</sup> Grade Premiership winning team, Lindfield, who had nine local juniors in their team. We must encourage the younger players of the Club such as Greg Wilson, Ian Cowan, Brendan Edwards, Gordon Starkey, Johnathan Weiley, Byron Frankston and Andrew Baker if the Club is to achieve similar success to that of Lindfield.

On off-field matters, special thanks must go to each of the Club's valued sponsors, in particular:

- *Roxanne Furniture Restorations*
- *Infinity Memorabilia*
- *Formula 1 Motels*
- *Smiths Snack Foods*
- *Quadrant Recruitment*
- *NRMA Insurance Group*
- *Perfection Badges*
- *Nestle*

Without the vital support of these people and organisations we would not have what are now arguably the best facilities in all of Shires cricket.

I must also acknowledge the excellent work of our Groundsman, Brian & Graham, and the Auburn Council as well, whose support helped secure Princess Park as the Club's much needed third ground for this past season. The Club is fortunate to have a very healthy and open relationship with Auburn Council which is an invaluable asset that I am sure will continue.

And now for my last official duty for the Club this season. Every season it is the role of the President to select the 'Clubman of the Year'. Unlike the individual player awards for outstanding performances, this award acknowledges the individual(s) who devote and donate their time to performing the many mundane tasks that are necessary to keep the Club functioning.



This season there are two people whose efforts stand out amongst all others and therefore share the Clubman of the Year award.


The first individual gave up most of his own time on Saturdays to make sure that the canteen was stocked, afternoon teas were prepared and generally that the games at Mona Park went smoothly. This is on top of the work put in to keeping the financial affairs of the Club in check and managing the Club's Frank Gray Under 24 team. Despite his many protests he was always one of the first people to lend a hand and get the job done, and was a magnificent labourer's assistant to the lead foreman on "Project Club House". A special thanks and congratulations to Cliff Treloar for taking on the jobs nobody else would do.

(And thanks to Lyn Treloar for giving up her husband for the best part of six months!)

The other individual is the aforementioned lead foreman. This man took charge of "Project Club House" and got the job done on time, and within budget! Sports clubs are very reliant upon a volunteer support network, and Auburn D.C.C. is very fortunate to have such an enthusiastic and generous supporter. Thank you to Ned Novosel for your wonderful contribution.

Well that is just about it. I personally wish to thank Peter Phillipson and Michael Wood for sharing the best part of a century's wisdom with me, Michael Potter for acting as my conscience, and to all of you for the privilege of allowing me to be your President. I wish the Club all the best for the future and look forward to hearing all about the successes next season via e-mail.

**Marc Rouillon**  
**President**



**FIELDING IN SLIPS..!**



## SECRETARY'S REPORT

I would like to take this opportunity to thank our departing club President, Marc Rouillon, who will be working in Switzerland for the next two years, for all the hard work and dedication that he has put into the role of President over the past three seasons. Marc had a very hands on approach to the role and his enthusiasm and wicketkeeping ability will be missed, well maybe not his wicketkeeping ability. I look forward to seeing Marc back with the club in the future. 4

Once again the 3<sup>rd</sup> Grade team under the leadership of Rauol Barbon, continued Auburn's domination in this grade by defeating Strathfield in the Final to take out the 2001/02 title. This has made it two titles out of the past three seasons, with the only blemish being the loss to Pennant Hills in the 2000/01 season Final.

The keynote to the team's success was the perfect blending of youth and experience and the ability of the Captain Raoul Barbon to instil a tremendous sense of team spirit and never say die attitude. 11

Another outstanding highlight of the season was the achievement of the 5<sup>th</sup> Grade side, under the astute leadership of John Aitken in taking out the Metropolitan Plate Competition Minor Premiership. Unfortunately the side was defeated in the Semi Final by the eventual competition winners, Maccabi. Nevertheless, given the constant disruption that occurred to the team's playing roster during the season due to changes in the higher grades, this was a very fine achievement.

The acquisition prior to the commencement of the season of former Parramatta 1<sup>st</sup> Grade player and long time Parramatta club stalwart, John Aitken, had an extremely positive impact on the club. John's vast knowledge of the game and ability to build a good rapport with the players proved to be an invaluable asset to the club. John captained the 5<sup>th</sup> Grade side and was always the first at training and the last to leave, with his fielding drills being a direct factor in lifting the fielding skills of a lot of players. To be still playing and enjoying your cricket the way that John does at his age is testament to his dedication, self-discipline and true love of the game. All players both young and not so young benefited from John's presence.

This season saw a change in the Club Coach, with former coach, Brad Patterson having to resign due to business commitments. The club was fortunate to gain the services of prominent Hawkesbury First Grade player, Cameron Watson to undertake the coaching duties, as well as play for the club.

Cameron quickly settled into the role and developed a good rapport with all players, particularly the younger players who learnt a lot from Cam's detailed knowledge of the game. It is hoped that Cam will be with us again next season, where I'm sure that he will have a big season and will be the backbone of the First Grade batting.



As a result of funding received from the Dept. of Sport and Recreation, Auburn Combined sports Committee and a loan from the NSWCA the club was able to undertake a major project which entailed a total refurbishment of the Dave Tribolet Room at Mona Park and the installation of new retractable cricket nets at the ground. The success of the project was due to a number of people in particular, Ned Novosel, who put in a number of long hours designing and building a new kitchen, including a storeroom for the canteen, Don Rose who came up with the original idea and did the initial ground work and Peter Philipson who was the Project Manager. I should not forget to mention the hidden talents of our Treasurer, Cliff Treloar, who displayed a skilful hand with the paintbrush.

These improvement combined with the excellent playing conditions provided each week by the Auburn Council ground staff, make the Mona Park complex close to the best facilities of its type within the Sydney Metropolitan Area.

Due to the unfortunate demise of the Berala Women's Cricket Club we were able to secure the lease on their home ground Princes Park at Regents Park. This ground, which is only 5 minutes down the road from Mona Park, is a hidden gem in the Auburn area and was an ideal home ground for our 5<sup>th</sup> Grade side. This made a pleasant change to the team after having to previously play all home games at Whalan Reserve at Blacktown. The groundsman, Trevor Charleston did an excellent job all season.

Once again the groundsmen at Mona Park, Graham Wilson and Brian O'Connor under the guidance of Robert Jurd (Manager) and Mark Naudi (Supervisor) of Parks & Gardens at Auburn Council, have done a tremendous job in producing high quality playing conditions for the club each week. Graham, Brian and Trevor (Princes Park) work long and hard well beyond their normal requirements every week for no extra rewards, other than that of having pride in their work and a love of the game of cricket. Thanks guys for a job well done.

The hard work of Graham and Brian was officially recognised when Mona Park was chosen to host the 1<sup>st</sup> Grade Final, the Frank Grey U/24 Final, the Metropolitan Plate Final (5<sup>th</sup> Grade) and the 4<sup>th</sup> Grade Final. This was a fine achievement for the Auburn Council and this club.

No club can survive without a strong financial base, part of which is built around having a strong sponsorship base. Due to the persistence and dedication of Cliff Treloar, Raoul Barbon, Jason Bell and Jason Dowling the club was able to enhance its financial position by securing a number of new sponsors for this season. In particular major sponsors such as Smiths Snackfoods, Infinity Memorabilia, F1 Motels and Roxanne Furniture.

Special thanks once again to Ted Suchy for his continued commitment in maintaining the club playing statistics and for collating the Annual Report.



Congratulations to Darren Arthur on breaking the club record for the highest individual score in any grade with his 171, Darren also took out the award for the highest number of dismissals for a wicket keeper in the Metropolitan Plate Competition. Allan Thurlow also took out the award for the most catches for a non-wicket keeper in the same competition. All those who had the good fortune to witness the dynamic 159 scored by Damien Alderton in 1<sup>st</sup> Grade say that it must rank as one of the best innings ever played for the club.

With such an array of talented young players now coming through the grades, the club can look forward to a bright future. Particular mention needs to be made of the performance of 17 year old Ian Cowan in scoring 147 in 4<sup>th</sup> Grade in his first season on turf and that of Byron Frankston in batting through the whole innings in 5<sup>th</sup> Grade to finish with a score of 128 not out. *Congratulations to Mark Mitchell FOR TAKE 48 WICKETS.*

I would like to pay a special thankyou to Cliff Treloar and Michael Potter who took over the stocking and running of the canteen when Bill White was unable to continue in this role. Cliff also made afternoon teas and on a lot of occasions sacrificed watching his two sons, Ben and Matt play in order to run the canteen.

This season was a very successful one for the club and I believe that season 2002/03 will be even better.

*Mike Wood*  
*Hon. Secretary*



MICHAEL WOOD....ON FRIDAY NIGHTS ..!



## MANAGEMENT COMMITTEE MEETINGS ATTENDANCE RECORD

During the period July 2001 to April 2002 the Management Committee met on 7 occasions. Attendance details are:

<u>NAME</u>	<u>ATTENDED</u>
<i>Marc ROUILLON</i>	7
<i>Michael WOOD</i>	7
<i>Cliff TRELOAR</i>	7
<i>Don ROSE</i>	5
<i>Peter PHILIPSON</i>	7
<i>Michael POTTER</i>	7
<i>Mark COTTER</i>	2
<i>Clinton DALEY</i>	5
<i>Matt McDERMOTT</i>	4
<i>Nathan RUGLESS</i>	4
<i>Nick HOPPER</i>	3
<i>RON JOHNSON</i>	4
<i>Raoul BARBON</i>	3

- During the course of the season Mark Cotter & Nick Hopper resigned from the Management Committee. While Ron Johnson was required to attend SCA meetings, which occasionally clashed with Management Committee meetings. Matt McDermott in the second half of the season was required to move to Canberra due to work commitments.



## APPRECIATION ROLL

*The Club would like to thank the following Sponsors and Organisations for their support during the 2001/02 season:*

- ❖ *AUBURN COUNCIL*
- ❖ *SMITH SNACKFOODS*
- ❖ *INFINITY MEMORABILIA*
- ❖ *PERFECTION BADGES (Ted Suchy)*
- ❖ *ROXARNE FURNITURE (Ned Novosel)*
- ❖ *FORMULE 1 MOTELS*
- ❖ *AUBURN COMBINED SPORTS COMMITTEE*
- ❖ *DEPT. OF SPORT & RECREATION*
- ❖ *NRMA INSURANCE*

### **Special thanks are extended to the following individuals:**

- *Robert Jurd, Manager, Parkes and Gardens, Auburn Council*
- *Mark Naudi, Supervisor, Parks and Gardens, Auburn Council*
- *Graham Wilson, Brian O'Connor, Groundsmen at Mona Park & Trevor Charleston, Groundman at Princes Park*
- *Ted Suchy, for maintaining the Club's statistics and for compiling and producing the masters for printing of the Annual Report.*
- *Michael Potter, Peter Abboud, John Aitken, Andrew Bettio and Peter Philipson for doing anything asked of them including taking out the pitch covers.*
- *Ned Novosel for his commitment and enthusiasm for helping in any capacity. Helen Novosel for allowing the club to take up so much of Ned's time.*
- *Cliff Treloar for being the U/24 Manager and also the long hours and hard work he put in organising the canteen at Mona Park.*
- *Ron Johnson for representing the club at SCA meetings.*
- *Don Rose for his hard work in establishing the club's own website*
- *Renee Rugless, Debi McIntosh and Don Rose for undertaking scoring duties.*



## **COMPETITION RESULTS**

### PREMIERS

1ST GRADE	LINDFIELD
2ND GRADE	WARRINGAH
3RD GRADE	AUBURN
4TH GRADE	BLACKTOWN
FRANK GREY CUP	STRATHFIELD
METRO PLATE	MACCABI

### **THE "DAVE TRIBOLET" CLUB CHAMPIONSHIP TROPHY**

1ST	SOUTH SYDNEY	1232
2ND	WARRINGAH	1156
3RD	BURWOOD	1070
4TH	LINDFIELD	792
5TH	BLACKTOWN	788
6TH	HOLROYD HILLS	770
7TH	MACQUARIE UNI	722
8TH	PENNANT HILLS	648
9TH	EPPING	640
10TH	STRATHFIELD	632
11TH	AUBURN	620
12TH	ROSEVILLE	510
13TH	CANTERBURY-BEXLEY	472
14TH	LANE COVE	340

\*\* Metro Plate not included in club championship by the S.C.A



## COMPETITION FINAL POINTS TABLES

### FIRST GRADE POINTS

	<u>CLUB</u>	<u>WO</u>	<u>W1</u>	<u>D</u>	<u>L1</u>	<u>LO</u>	<u>T1</u>	<u>T2</u>	<u>B</u>	<u>PTS</u>	<u>BAT BOWL</u>		
											<u>AVE</u>	<u>AVE</u>	<u>QUOTIENT</u>
1ST	South Sydney	1	9	1	2	0	0	0	0	64	21.31	16.19	1.3162
2ND	Lindfield	1	8	3	1	0	0	0	0	58	29.40	18.10	1.6243
3RD	Warringah	0	9	2	2	0	0	0	0	54	26.48	18.45	1.4352
4TH	Epping	1	5	2	4	1	0	0	0	44	22.77	23.55	0.9669
5TH	Burwood	1	5	2	4	0	1	0	0	43	21.70	18.29	1.1864
6TH	Pennant Hills	0	6	1	6	0	0	0	0	36	19.93	21.21	0.9397
7TH	Macquarie Uni	1	4	1	7	0	0	0	0	34	21.63	20.54	1.0531
8TH	Roseville	2	2	3	5	1	0	0	0	28	18.48	17.30	1.0682
9TH	Lane Cove	1	3	1	6	2	0	0	0	28	16.81	23.98	0.7010
10TH	Blacktown	0	4	2	7	0	0	0	0	24	20.10	22.69	0.8859
11TH	Holroyd Hills	0	4	2	6	1	0	0	0	24	16.39	18.57	0.8826
12TH	Strathfield	1	3	1	7	1	0	0	0	24	18.65	21.81	0.8551
13TH	Canterbury-Bexley	0	4	2	5	2	0	0	0	24	17.30	21.41	0.8080
14TH	Auburn	1	1	3	5	2	1	0	0	23	18.62	22.76	0.8181

### FIRST GRADE AVERAGES

	<u>CLUB</u>	<u>BATTING</u>			<u>BOWLING</u>		
		<u>WKT</u>	<u>RUNS</u>	<u>AVE</u>	<u>WKT</u>	<u>RUNS</u>	<u>AVE</u>
1ST	South Sydney	104	2216	21.31	150	2429	16.19
2ND	Lindfield	96	2822	29.40	134	2425	18.10
3RD	Warringah	99	2622	26.48	125	2306	18.45
4TH	Epping	109	2482	22.77	115	2708	23.55
5TH	Burwood	116	2517	21.70	122	2231	18.29
6TH	Pennant Hills	124	2471	19.93	124	2630	21.21
7TH	Macquarie Uni	116	2509	21.63	137	2814	20.54
8TH	Roseville	153	2827	18.48	131	2266	17.30
9TH	Lane Cove	156	2623	16.81	107	2566	23.98
10TH	Blacktown	133	2673	20.10	135	3063	22.69
11TH	Holroyd Hills	142	2327	16.39	119	2210	18.57
12TH	Strathfield	136	2536	18.65	121	2639	21.81
13TH	Canterbury-Bexley	138	2388	17.30	99	2120	21.41
14TH	Auburn	130	2421	18.62	133	3027	22.76



## COMPETITION FINAL POINTS TABLES

### SECOND GRADE POINTS

	<u>CLUB</u>	<u>WO</u>	<u>W1</u>	<u>D</u>	<u>L1</u>	<u>LO</u>	<u>T1</u>	<u>T2</u>	<u>B</u>	<u>PTS</u>	<u>BAT AVE</u>	<u>BOWL AVE</u>	<u>QUOTIENT</u>
1ST	South Sydney	1	10	2	0	0	0	0	0	70	29.35	18.07	1.6242
2ND	Burwood	1	9	2	1	0	0	0	0	64	23.45	17.11	1.3705
3RD	Pennant Hills	0	9	1	2	1	0	0	0	54	21.45	17.62	1.2174
4TH	Warringah	1	7	2	3	0	0	0	0	52	21.32	17.50	1.2183
5TH	Holroyd Hills	1	6	2	4	0	0	0	0	46	27.57	20.39	1.3521
6TH	Blacktown	1	6	0	4	2	0	0	0	46	21.08	19.04	1.1071
7TH	Macquarie Uni	1	5	2	5	0	0	0	0	40	19.95	16.98	1.1749
8TH	Lindfield	1	4	2	5	1	0	0	0	34	20.32	18.77	1.0826
9TH	Strathfield	1	3	1	8	0	0	0	0	28	21.02	24.44	0.8601
10TH	Epping	0	4	3	6	0	0	0	0	24	25.43	28.70	0.8861
11TH	Canterbury-Bexley	0	2	1	8	2	0	0	0	12	15.73	22.65	0.6945
12TH	Roseville	0	2	4	7	0	0	0	0	12	18.98	27.38	0.6932
13TH	Lane Cove	0	2	1	9	1	0	0	0	12	15.97	23.69	0.6741
14TH	Auburn	0	2	1	9	1	0	0	0	12	20.25	31.16	0.6499

### SECOND GRADE AVERAGES

	<u>CLUB</u>	<u>BATTING</u>			<u>BOWLING</u>		
		<u>WKT</u>	<u>RUNS</u>	<u>AVE</u>	<u>WKT</u>	<u>RUNS</u>	<u>AVE</u>
1ST	South Sydney	102	2994	29.35	133	2403	18.07
2ND	Burwood	109	2556	23.45	138	2361	17.11
3RD	Pennant Hills	126	2703	21.45	141	2484	17.62
4TH	Warringah	107	2281	21.32	123	2153	17.50
5TH	Holroyd Hills	98	2702	27.57	119	2426	20.39
6TH	Blacktown	140	2951	21.08	167	3180	19.04
7TH	Macquarie Uni	114	2274	19.95	136	2309	16.98
8TH	Lindfield	118	2398	20.32	128	2402	18.77
9TH	Strathfield	127	2670	21.02	104	2542	24.44
10TH	Epping	100	2543	25.43	96	2755	28.70
11TH	Canterbury-Bexley	170	2674	15.73	130	2945	22.65
12TH	Roseville	132	2505	18.98	103	2820	27.38
13TH	Lane Cove	150	2396	15.97	113	2677	23.69
14TH	Auburn	126	2552	20.25	88	2742	31.16



## COMPETITION FINAL POINTS TABLES

### THIRD GRADE POINTS

	<u>CLUB</u>	<u>WO</u>	<u>W1</u>	<u>D</u>	<u>L1</u>	<u>LO</u>	<u>T1</u>	<u>T2</u>	<u>B</u>	<u>PTS</u>	<u>BAT AVE</u>	<u>BOWL AVE</u>	<u>QUOTIENT</u>
1ST	Warringah	1	2	7	3	1	0	0	0	62	26.16	16.46	1.5893
2ND	Auburn	2	7	2	2	0	0	0	0	62	21.89	15.03	1.4564
3RD	Burwood	3	5	3	2	0	0	0	0	60	21.59	14.70	1.4687
4TH	South Sydney	3	4	2	4	0	0	0	0	54	28.22	18.57	1.5197
5TH	Strathfield	0	7	4	2	0	0	0	0	42	24.50	20.04	1.2226
6TH	Canterbury-Bexley	1	5	1	5	1	0	0	0	40	20.31	19.52	1.0405
<hr/>													
7TH	Holroyd Hills	0	6	1	6	0	0	0	0	36	22.18	19.69	1.1265
8TH	Blacktown	0	6	2	4	1	0	0	0	36	24.49	23.10	1.0602
9TH	Macquarie University	0	6	1	6	0	0	0	0	36	23.65	22.62	1.0455
10TH	Lindfield	0	5	3	3	2	0	0	0	34	21.23	21.99	0.9654
11TH	Epping	2	1	1	6	3	0	0	0	22	15.35	24.21	0.6340
12TH	Pennant Hills	0	2	2	7	2	0	0	0	12	17.43	24.74	0.7045
13TH	Roseville	0	2	1	7	3	0	0	0	12	15.27	27.17	0.5620
14TH	Lane Cove	1	0	2	8	2	0	0	0	10	16.37	28.46	0.5752

### THIRD GRADE AVERAGES

	<u>CLUB</u>	<u>WKT</u>	<u>BATTING RUNS</u>	<u>AVE</u>	<u>WKT</u>	<u>BOWLING RUNS</u>	<u>AVE</u>
1ST	Warringah	111	2904	26.16	145	2387	16.46
2ND	Auburn	99	2167	21.89	150	2255	15.03
3RD	Burwood	102	2202	21.59	142	2087	14.70
4TH	South Sydney	95	2681	28.22	145	2693	18.57
5TH	Strathfield	98	2401	24.50	115	2305	20.04
6TH	Canterbury-Bexley	121	2457	20.31	139	2713	19.52
<hr/>							
7TH	Holroyd Hills	122	2706	22.18	127	2501	19.69
8TH	Blacktown	103	2522	24.49	126	2910	23.10
9TH	Macquarie University	127	3004	23.65	117	2646	22.62
10TH	Lindfield	124	2632	21.23	113	2485	21.99
11TH	Epping	173	2655	15.35	116	2808	24.21
12TH	Pennant Hills	139	2423	17.43	89	2202	24.74
13TH	Roseville	157	2398	15.27	115	3125	27.17
14TH	Lane Cove	163	2669	16.37	95	2704	28.46



**COMPETITION FINAL POINTS TABLES**

**FOURTH GRADE POINTS**

	<u>CLUB</u>	<u>WO</u>	<u>W1</u>	<u>D</u>	<u>L1</u>	<u>LO</u>	<u>T1</u>	<u>T2</u>	<u>B</u>	<u>PTS</u>	<u>BAT AVE</u>	<u>BOWL AVE</u>	<u>QUOTIENT</u>
1ST	South Sydney	3	8	1	1	0	0	0	0	78	35.75	13.03	2.7437
2ND	Warringah	0	10	1	2	0	0	0	0	60	21.23	17.61	1.2056
3RD	Blacktown	1	8	0	3	1	0	0	0	58	20.55	19.65	1.0458
4TH	Holroyd Hills	1	7	1	4	0	0	0	0	52	20.81	20.60	1.0102
5TH	Epping	0	8	0	5	0	0	0	0	48	20.76	20.66	1.0048
6TH	Roseville	1	6	2	4	0	0	0	0	46	21.52	20.43	1.0534
7TH	Auburn	1	6	1	5	0	0	0	0	42	19.42	16.77	1.1580
8TH	Burwood	0	6	1	6	0	0	0	0	36	22.00	16.83	1.3072
9TH	Macquarie University	1	4	3	5	0	0	0	0	34	20.18	19.35	1.0429
10TH	Cant-Bexley	0	4	0	5	4	0	0	0	28	14.56	21.30	0.6836
11TH	Lindfield	1	2	2	7	1	0	0	0	22	17.14	24.18	0.7089
12TH	Strathfield	0	2	2	9	0	0	0	0	12	18.95	24.00	0.7896
13TH	Pennant Hills	0	1	3	9	0	0	0	0	6	18.45	22.51	0.8196
14TH	Lane Cove	0	0	3	7	3	0	0	0	0	17.20	30.12	0.5710

**FOURTH GRADE AVERAGES**

	<u>CLUB</u>	<u>WKT</u>	<u>BATTING RUNS</u>	<u>AVE</u>	<u>WKT</u>	<u>BOWLING RUNS</u>	<u>AVE</u>
1ST	South Sydney	73	2610	35.75	175	2280	13.03
2ND	Warringah	122	2590	21.23	153	2694	17.61
3RD	Blacktown	125	2569	20.55	136	2672	19.65
4TH	Holroyd Hills	134	2789	20.81	137	2822	20.60
5TH	Epping	144	2990	20.76	119	2459	20.66
6TH	Roseville	107	2303	21.52	115	2349	20.43
7TH	Auburn	127	2466	19.42	145	2432	16.77
8TH	Burwood	105	2310	22.00	141	2373	16.83
9TH	Macquarie University	119	2401	20.18	127	2458	19.35
10TH	Cant-Bexley	176	2563	14.56	125	2662	21.30
11TH	Lindfield	149	2554	17.14	118	2853	24.18
12TH	Strathfield	134	2539	18.95	100	2400	24.00
13TH	Pennant Hills	127	2343	18.45	98	2206	22.51
14TH	Lane Cove	138	2374	17.20	91	2741	30.12



**COMPETITION FINAL POINTS TABLES**

**METRO PLATE**

	<u>CLUB</u>	<u>WO</u>	<u>W1</u>	<u>D</u>	<u>L1</u>	<u>LQ</u>	<u>PTS</u>	<u>BAT BOWL</u>		<u>QUOTIENT</u>
								<u>AVE</u>	<u>AVE</u>	
1ST	Auburn	2	6	3	2	0	56	29.80	17.37	1.716
2ND	Strathfield	2	6	2	2	0	56	20.83	21.36	0.975
3RD	Blacktown	2	4	4	3	0	44	16.26	17.05	0.954
<hr/>										
4TH	Maccabi	0	6	4	4	0	36	24.25	16.92	1.433
5TH	Lindfield	0	6	3	4	1	36	23.23	18.83	1.234
6TH	Epping	0	5	4	2	1	30	22.09	22.55	0.980
7TH	Roseville-Gordon	1	3	3	6	0	28	15.38	29.86	0.515
8TH	Pennant Hills	0	4	4	5	0	24	19.36	26.55	0.729

**METRO PLATE AVERAGES**

	<u>CLUB</u>	<u>BATTING</u>			<u>BOWLING</u>		
		<u>WKT</u>	<u>RUNS</u>	<u>AVE</u>	<u>WKT</u>	<u>RUNS</u>	<u>AVE</u>
1ST	Auburn	103	3069	29.80	169	2936	17.37
2ND	Strathfield	107	2229	20.83	104	2221	21.36
3RD	Blacktown	159	2586	16.26	147	2506	17.05
<hr/>							
4TH	Maccabi	124	3007	24.25	141	2386	16.92
5TH	Lindfield	138	3206	23.23	155	2918	18.83
6TH	Epping	94	2076	22.09	108	2435	22.55
7TH	Roseville-Gordon	177	2722	15.38	102	3046	29.86
8TH	Pennant Hills	107	2071	19.36	91	2416	26.55



# MUNICIPAL AND SHIRES COMPETITION WINNERS

1ST AND 2ND GRADE WINNERS SINCE CLUB'S INCEPTION IN 1951-1952

<u>SEASON</u>	<u>1ST GRADE ('A' DIV)</u>	<u>2ND GRADE ('B' DIV)</u>
1951 - 52	BURWOOD	LINDFIELD
1952 - 53	LINDFIELD	BURWOOD
<b>1953 - 54</b>	<b>AUBURN</b>	LINDFIELD
1954 - 55	PENNANT HILLS	BURWOOD
1955 - 56	BURWOOD	BURWOOD
<b>1956 - 57 *</b>	<b>RYDE</b>	<b>SUTHERLAND</b>
1957 - 58	EPPING	EPPING
1958 - 59	EPPING	BEXLEY
1959 - 60	CANTERBURY	PENNANT HILLS
1960 - 61	PENNANT HILLS	LANE COVE
<b>1961 - 62</b>	<b>AUBURN</b>	PENNANT HILLS
<b>1962 - 63 *</b>	<b>AUBURN</b>	LANE COVE
<b>1963 - 64 *</b>	<b>AUBURN</b>	UNIVERSITY NSW
1964 - 65	UNIVERSITY NSW	BURWOOD
1965 - 66	UNIVERSITY NSW	EPPING
1966 - 67	ROSEVILLE	UNIVERSITY NSW
1967 - 68	UNIVERSITY NSW	UNIVERSITY NSW
1968 - 69	ROSEVILLE	LANE COVE
1969 - 70	WENTWORTHVILLE	LANE COVE
1970 - 71	UNIVERSITY NSW	EPPING
1971 - 72	UNIVERSITY NSW	BURWOOD
1972 - 73	WENTWORTHVILLE	BURWOOD
1973 - 74	EPPING	WENTWORTHVILLE
1974 - 75	EPPING	EPPING
1975 - 76	CANTERBURY	EPPING
1976 - 77	LINDFIELD	CANTERBURY
1977 - 78	LINDFIELD	WENTWORTHVILLE
<b>1978 - 79 *</b>	<b>WENTWORTHVILLE</b>	<b>MACQUARIE UNI</b>
1979 - 80	EPPING	EPPING
<b>1980 - 81 *</b>	<b>BURWOOD</b>	<b>EPPING</b>
1981 - 82	WENTWORTHVILLE	EPPING
1982 - 83	LINDFIELD	BURWOOD
1983 - 84	WENTWORTHVILLE	EPPING
1984 - 85	BURWOOD	CANTERBURY
<b>1985 - 86 *</b>	<b>EPPING</b>	<b>AUBURN</b>
1986 - 87	WENTWORTHVILLE	WENTWORTHVILLE
1987 - 88	WENTWORTHVILLE	ROSEVILLE
1988 - 89	WARRINGAH	LANE COVE
<b>1989 - 90</b>	<b>AUBURN</b>	<b>BURWOOD</b>
1990 - 91	ROSEVILLE	WENTWORTHVILLE
1991 - 92	LINDFIELD	LINDFIELD
1992 - 93	LINDFIELD	MACQUARIE UNI
1993 - 94	LINDFIELD	BURWOOD
1994 - 95	CANTERBURY	LINDFIELD
1995 - 96	MACQUARIE UNI	BURWOOD
1996 - 97	STH. EAST SYDNEY	BLACKTOWN
1997 - 98	BLACKTOWN	STH. EAST SYDNEY
1998 - 99	BURWOOD	WARRINGAH
1999 - 00	BURWOOD	SOUTH SYDNEY
2000 - 01	SOUTH SYDNEY	WARRINGAH
2001 - 02	LINDFIELD	WARRINGAH

<b>1956 - 57 *</b>	<b>AUBURN</b>	<b>1ST GRADE</b>	<b>MINOR PREMIERS</b>
<b>1962 - 63 *</b>	<b>AUBURN</b>	<b>1ST GRADE</b>	<b>MINOR PREMIERS</b>
<b>1962 - 63 *</b>	<b>AUBURN</b>		<b>CLUB CHAMPIONS</b>
<b>1963 - 64 *</b>	<b>AUBURN</b>	<b>1ST GRADE</b>	<b>MINOR PREMIERS</b>
<b>1978 - 79 *</b>	<b>AUBURN</b>		<b>CLUB CHAMPIONS</b>
<b>1980 - 81 *</b>	<b>AUBURN</b>	<b>1ST GRADE</b>	<b>MINOR PREMIERS</b>
<b>1985 - 86 *</b>	<b>AUBURN</b>		<b>CLUB CHAMPIONS</b>



## MUNICIPAL AND SHIRES COMPETITION WINNERS

3RD AND 4TH GRADE WINNERS SINCE INCEPTION IN 1964 (3RD) AND 1982 (4TH)

## METROPOLITAN PLATE

SINCE 1998-99

<u>SEASON</u>	<u>3RD GRADE ('C' DIV)</u>	<u>4TH GRADE ('D' DIV)</u>	<u>5TH GRADE</u>
1964 - 65	SUTHERLAND	-	-
1965 - 66	BALMAIN	-	-
1966 - 67	BANKSTOWN	-	-
1967 - 68	WENTWORTHVILLE	-	-
1968 - 69	SOUTHERN DIST.	-	-
1969 - 70	LANE COVE & CANTERBURY	-	-
1970 - 71	LANE COVE	-	-
1971 - 72	MACQUARIE UNI	-	-
1972 - 73	MACQUARIE UNI	-	-
<b>1973 - 74 *</b>	LANE COVE	-	-
1974 - 75	EPPING	-	-
1975 - 76	EPPING	-	-
1976 - 77	EPPING	-	-
1977 - 78	EPPING	-	-
1978 - 79	MACQUARIE UNI	-	-
1979 - 80	EPPING	-	-
1980 - 81	BURWOOD	-	-
<b>1981 - 82 *</b>	EPPING	-	-
1982 - 83	CANTERBURY	STRATHFIELD	-
1983 - 84	STRATHFIELD	EPPING	-
<b>1984 - 85</b>	EPPING	<b>AUBURN</b>	-
<b>1985 - 86 *</b>	EPPING	BURWOOD	-
<b>1986 - 87 *</b>	<b>AUBURN</b>	SYDNEY UNI	-
1987 - 88	WARRINGAH	SYDNEY UNI	-
<b>1988 - 89 *</b>	BEXLEY	WENTWORTHVILLE	-
1989 - 90	WENTWORTHVILLE	BURWOOD	-
1990 - 91	ROSEVILLE	WARRINGAH	-
1991 - 92	WARRINGAH	ROSEVILLE	-
1992 - 93	WENTWORTHVILLE	BAULKHAM HILLS	-
1993 - 94	BURWOOD	MACQUARIE UNI	-
1994 - 95	MACQUARIE UNI	STRATHFIELD	-
<b>1995 - 96</b>	<b>AUBURN</b>	BEXLEY	-
1996 - 97	PENNANT HILLS	WARRINGAH	-
1997 - 98	WARRINGAH	BURWOOD	-
1998- 99	BURWOOD	HILLS SHIRE	MACCABI
<b>1999- 00</b>	<b>AUBURN</b>	BURWOOD	SYDNEY UNI
2000- 01	PENNANT HILLS	BURWOOD	NORTH SYDNEY
<b>2001- 02</b>	<b>AUBURN</b>	BLACKTOWN	MACCABI

<b>1973 - 74 *</b>	<b>AUBURN</b>	<b>3RD GRADE</b>	<b>MINOR PREMIERS</b>
<b>1981 - 82 *</b>	<b>AUBURN</b>	<b>3RD GRADE</b>	<b>MINOR PREMIERS</b>
<b>1985 - 86 *</b>	<b>AUBURN</b>	<b>3RD GRADE</b>	<b>MINOR PREMIERS</b>
<b>1986 - 87 *</b>	<b>AUBURN</b>	<b>3RD GRADE</b>	<b>MINOR PREMIERS</b>
<b>1988 - 89 *</b>	<b>AUBURN</b>	<b>4TH GRADE</b>	<b>MINOR PREMIERS</b>
<b>2001 - 02 *</b>	<b>AUBURN</b>	<b>5TH GRADE</b>	<b>MINOR PREMIERS</b>







**POSITION ON FINAL POINTS TABLE SINCE INCEPTION 1951 - 52**

<u>SEASON</u>	<u>1ST (A)</u>	<u>2ND (B)</u>	<u>3RD (C)</u>	<u>4TH (D)</u>	<u>FRANK G</u>	<u>CLUB</u> <u>CHAMPIONSHIP</u>	<u>5TH (METRO)</u>
1951 - 52	3	-	-	-	-	-	-
1952 - 53	6	-	-	-	-	-	-
<b>1953 - 54</b>	<b>PREMIERS</b>	-	-	-	-	-	-
1954 - 55	2	8	-	-	-	-	-
1955 - 56	3	9	-	-	-	-	-
<b>1956 - 57</b>	<b>3*</b>	10	-	-	-	-	-
1957 - 58	2	9	-	-	-	3	-
1958 - 59	4	11	-	-	-	5	-
1959 - 60	3	11	-	-	-	4	-
1960 - 61	7	9	-	-	-	8	-
<b>1961 - 62</b>	<b>PREMIERS</b>	7	-	-	-	3	-
<b>1962 - 63</b>	<b>PREMIERS*</b>	11	-	-	-	<b>WINNERS</b>	-
<b>1963 - 64</b>	<b>PREMIERS*</b>	4	-	-	-	2	-
1964 - 65	2	7	2	-	-	5	-
1965 - 66	2	6	5	-	-	3	-
1966 - 67	10	8	6	-	-	9	-
1967 - 68	10	5	12	-	-	10	-
1968 - 69	8	4	11	-	-	8	-
1969 - 70	11	9	9	-	-	11	-
1970 - 71	9	3	11	-	-	6	-
1971 - 72	4	5	2	-	-	5	-
1972 - 73	<b>3</b>	7	9	-	-	6	-
<b>1973 - 74</b>	3	7	<b>3*</b>	-	-	3	-
1974 - 75	6	9	2	-	-	8	-
1975 - 76	9	6	3	-	-	7	-
1976 - 77	3	9	5	-	-	6	-
1977 - 78	6	6	2	-	-	5	-
<b>1978 - 79</b>	4	2	-	-	-	<b>WINNERS</b>	-
1979 - 80	3	6	-	-	-	3	-
<b>1980 - 81</b>	<b>2*</b>	8	8	-	-	3	-
<b>1981 - 82</b>	7	3	<b>2*</b>	-	-	5	-
1982 - 83	5	4	5	5	-	5	-
1983 - 84	4	5	9	5	-	6	-
<b>1984 - 85</b>	5	3	5	<b>PREMIERS</b>	-	2	-
<b>1985 - 86</b>	3	<b>PREMIERS</b>	<b>2*</b>	4	-	<b>WINNERS</b>	-
<b>1986 - 87</b>	13	9	<b>PREMIERS*</b>	13	-	8	-
1987 - 88	11	10	5	4	-	7	-
<b>1988 - 89</b>	12	6	6	<b>3*</b>	-	6	-
<b>1989 - 90</b>	<b>PREMIERS</b>	2	4	5	-	3	-
1990 - 91	5	2	13	4	-	6	-
1991 - 92	9	10	10	10	-	8	-
1992 - 93	10	14	14	12	-	11	-
1993 - 94	12	6	9	6	-	10	-
1994 - 95	13	12	12	16	-	15	-
<b>1995 - 96</b>	15	10	<b>PREMIERS</b>	13	-	10	-
1996 - 97	13	15	5	9	-	13	-
1997 - 98	10	11	13	14	-	13	-
1998 - 99	11	12	5	9	-	9	NOT AVAILABLE
<b>1999 - 00</b>	12	15	<b>PREMIERS</b>	5	13	11	NOT AVAILABLE
2000 - 01	12	2	3	6	<b>1*</b>	4	4
<b>2001 - 02</b>	14	14	<b>PREMIERS</b>	7	12	11	<b>1*</b>

\* Indicates **MINOR PREMIERS**

N.B. Team Not Entered In 3rd Grade In 1978-79 and 1979-80

N.B. 16 Teams Entered In Competition In 1994 - 95

N.B. 15 Teams Entered In Competition In 1997 - 98

N.B. Metr Plate is not included in club championship by S.C.A.



**AUBURN DISTRICT CRICKET CLUB HONOURS LIST**  
**ALL TEAM CAPTAINS SINCE INCEPTION 1951 - 1952**

<u>SEASON</u>	<u>1ST GRADE (A)</u>	<u>2ND GRADE (B)</u>	<u>3RD GRADE (C)</u>	<u>4TH GRADE (D)</u>	<u>5TH METRO CUP</u>
1951 - 52	D. PERKINS	-	-	-	-
1952-53	D. PERKINS **	-	-	-	-
1953 - 54	D. PERKINS	-	-	-	-
1954-55	M. PARRY *	J. SKINNER	-	-	-
1955 - 56	G. PARRY	J. UREN	-	-	-
1956 - 57	D. PERKINS	J. UREN	-	-	-
1957-58	D. PERKINS *	C. KERSLAKE	-	-	-
1958 - 59	H. HARRISON	J. LAWTON	-	-	-
1959 - 60	D. PERKINS	J. LAWTON	-	-	-
1960 - 61	G. PARRY	D. WOODWARD	-	-	-
1961-62	G. PARRY **	D. WOODWARD	-	-	-
1962-63	G. PARRY **	D. TRIBOLET	-	-	-
1963-64	G. PARRY **	L. HOWARD	P. JAMES	-	-
1964-65	R. HALL *	K. GRIFFITHS	D. TRIBOLET *	-	-
1965-66	G. PARRY *	D. TRIBOLET	P. BAMBURY	-	-
1966 - 67	R. HALL	J. SCORGIE	D. TRIBOLET	-	-
1967 - 68	L. MARKS	D. TRIBOLET	M. McSHANE	-	-
1968 - 69	L. MARKS	D. TRIBOLET	M. McSHANE	-	-
1969 - 70	L. MARKS	D. TRIBOLET	M. McSHANE	-	-
1970 - 71	A. RUDGLEY	D. TRIBOLET	M. McSHANE	-	-
1971-72	H. HARRISON	D. TRIBOLET	K. GOUGH *	-	-
1972 - 73	H. HARRISON	D. TRIBOLET	P. MOONEY	-	-
1973 - 74	J. ROSS	B. MOORE	P. MOONEY	-	-
1974-75	J. ROSS	A. RUDGLEY	D. TRIBOLET *	-	-
1975 - 76	R. JOHNSON	P. PERCEY	G. WADE	-	-
1976 - 77	J. FINDLAY	P. PERCEY	D. TRIBOLET	-	-
1977-78	J. FINDLAY	P. PERCEY	D. TRIBOLET *	-	-
1978 - 79	J. FINDLAY	D. TRIBOLET	-	-	-
1979 - 80	J. ROSS	D. TRIBOLET	-	-	-
1980-81	J. ROSS *	D. TRIBOLET	P. FINCH	-	-
1981 - 82	J. ROSS	D. TRIBOLET	P. PERCEY	-	-
1982 - 83	K. COLLINS	D. VEIGAL	D. TRIBOLET	G. WADE	-
1983-84	J. ROSS	D. VEIGAL	P. PERCEY *	W. SHEPHERD	-
1984-85	J. ROSS	A. SMEE	D. TRIBOLET	W. SHEPHERD **	-
1985-86	D. HARVEY	D. NOYES **	W. MARSHALL	W. SHEPHERD	-
1986 - 87	R. WILEY	D. NOYES	W. SHEPHERD **	S. BLOMFIELD	-
1987 - 88	R. WILEY	T. SUCHY	W. SHEPHERD	P. PERCEY	-
1988 - 89	B. TRIBOLET	T. SUCHY	J. WALSH	S. BLOMFIELD	-
1989-90	T. WOOD **	K. COLLINS *	R. GENTLES	T. LEBRETON	-
1990-91	T. WOOD	J. DAVINO *	G. LANGLEY	W. SHEPHERD	-
1991 - 92	T. WOOD	J. DAVINO	T. SUCHY	S. BLOMFIELD	-
1992 - 93	M. WOOD	D. NOYES	T. SUCHY	D. O'BRIEN	-
1993 - 94	M. TROY	C. MASTERSON	D. OBRIEN	M. ROUILLON	-
1994 - 95	M. TROY	B. HANSHAW	D. OBRIEN	M. ROUILLON	-
1995 - 96	M. TROY	N. HOPPER	M. WOOD **	P. BUCHOLTZ	-
1996 - 97	M. WARD	C. DALEY	M. WOOD	J. BELL	-
1997 - 98	M. WARD	M. HOLMES	M. WOOD	J. BELL	-
1998 - 99	M. WARD	M. HOLMES	M. WOOD	J. BELL	S. MADDEN
1999 - 00	R. LOPEZ	M. COTTER	N. HOPPER **	J. BELL	M. ROUILLON
2000 - 01	S. PHILLIPSON	M. COTTER	M. HOLMES *	J. BELL	M. ROUILLON
2001 - 02	S. PHILLIPSON	C. O'NEILL	R. BARBON **	M. ROUILLON	J. AITKEN

\*\* Indicates Premiership Team Captain  
 \* Indicates Runners-up Team Captain

N.B. Team Not Entered In 3rd Grade In 1978-79 and 1979-80



## ADCC AWARD WINNERS 2001 - 02 SEASON

**ADCC PLAYER OF THE YEAR:** *G. PARRY*

**D. ARTHUR**

**BATTING AGGREGATE:**

**D. ARTHUR**

**BATTING AVERAGE:**

**C. O'NEILL**

Min 250 runs and 9 inn.

**BOWLING AGGREGATE:**

**M. MITCHELL**

**BOWLING AVERAGE:**

**C. DALEY**

Min 20 wickets + 6 matches

**'LINDSAY REES' FIELDING AWARD:**

**B. TRELOAR**

**BEST U/21 PLAYER AWARD:**

**I. COWAN**

**FRANK GREY PLAYER OF THE SERIES:**

**N. RUGLESS**

**BEST SLOW BOWLER AWARD:**

**C. DALEY**

### INDIVIDUAL GRADES TEAM AWARDS

**1ST GRADE:** **B. DAVISON**

**4TH GRADE:** **M. POTTER**

**2ND GRADE:** **A. MIHALJ**

**5TH GRADE:** **P. ABBOUD**

**3RD GRADE:** **C. DALEY**

### BATTING DETAILS

Minimum 9 Innings and 250 Runs

NAME	TOT	1ST	2ND	3RD	4TH	5TH	INN	NO	HS	AVE	CTCH	MTCH
D. ARTHUR	558	-	-	-	-	558	15	0	171	37.20	36	13
C. WATSON	373	372	-	-	-	-	13	1	84	31.08	3	10
T. ROSS	352	-	-	352	-	-	13	1	86	29.33	29	15
K. THAYANANTHA	335	-	335	-	-	-	13	1	81	27.92	2	11
J. AFFLECK	334	-	-	-	-	334	8	4	100*	83.50	3	5
G. RYAN	329	-	34	295	-	-	19	3	64	20.56	7	16
I. COWAN	328	-	-	102	226	-	16	2	147*	23.43	5	14
B. EDWARDS	326	-	-	-	326	-	13	1	67	27.17	4	10
C. O'NEILL	325	22	303	-	-	-	11	3	74*	40.63	0	10
N. WILLOUGHBY	323	-	6	317	-	-	15	0	60	21.53	7	14
P. BASTOW	316	24	292	-	-	-	12	2	69*	31.60	6	11
D. ALDERTON	315	315	-	-	-	-	14	3	159	28.64	3	11
B. FRANKSTON	314	-	5	-	159	150	11	2	128*	34.89	7	11
A. MIHALJ	299	-	268	-	31	-	12	0	63	24.92	14	11
N. DEERY	291	-	0	71	220	-	14	3	85	26.45	6	13
B. DAVISON	291	291	-	-	-	-	14	1	64	22.38	12	11
W. SAUNDERS	284	-	-	-	-	284	9	2	88	40.57	4	6
R. BARBON	284	-	-	284	-	-	14	2	61*	23.67	9	15

### BOWLING DETAILS

Minimum 20 wickets and 6 matches

NAME	TOT	1ST	2ND	3RD	4TH	5TH	O	M	RUN	AVE	BEST	MTCH
M. MITCHELL	48	5	5	35	3	-	236.3	65	627	13.06	4/12	16
M. McDERMOTT	39	-	5	34	-	-	247.4	61	676	17.33	4/20	14
S. PHILIPSON	36	36	-	-	-	-	210	36	664	18.44	6/50	12
C. DALEY	35	-	-	35	-	-	111.1	27	327	9.34	5/27	13
M. POTTER	32	-	-	-	22	10	156.1	32	415	12.97	5/79	11
J. DOWLING	32	32	-	-	-	-	188.1	37	562	17.56	6/27	11
J. KING (James)	29	-	-	-	13	16	141.2	20	402	13.86	7/35	10
N. WHITE	27	-	-	-	0	27	141.1	25	459	17.00	5/21	11
J. JEWISS	24	-	3	15	6	-	162.3	42	440	18.33	3/26	12
I. COWAN	21	-	-	7	14	-	121	28	317	15.10	6/23	14



**PLAYER OF THE YEAR AND FIELDING AWARD POINTS**

**PLAYER OF THE YEAR TOP 5**

<u>POINTS</u>		<u>GAMES</u>
43.5	D. ARTHUR	12
42.0	M. McDERMOTT	12
41.0	M. MITCHELL	12
40.0	S. PHILLIPSON	12
38.0	C. DALEY	11

**FIELDING AWARD TOP 5**

<u>POINTS</u>		<u>GAMES</u>
43.5	B. TRELOAR	12
42.0	J. WEILEY	12
41.0	D. ARTHUR	12
40.0	J. NOVOSEL	12
38.0	P. ABBOUD	12





## PREVIOUS CLUB AWARD WINNERS

### GEORGE PARRY PLAYER OF THE YEAR AWARD (Established 1963)

1963 - 64	N. MATTHEWS	1984 - 85	B. COUPAR
1964 - 65	R. HALL		W. SHEPHERD
1965 - 66	G. PARRY	1985 - 86	W. MARSHALL
1966 - 67	K. WILLIAMS	1986 - 87	W. MARSHALL
1967 - 68	T. SUCHY	1987 - 88	G. KASSIS
1968 - 69	A. RUDGELEY		M. COTTER
1969 - 70	L. WEBSTER	1988 - 89	T. BURTON
1970 - 71	R. JOHNSON	1989 - 90	G. KASSIS
1971 - 72	F. MOLSKI	1990 - 91	T. WOOD
1972 - 73	R. JOHNSON	1991 - 92	T. WOOD
1973 - 74	F. MOLSKI	1992 - 93	M. WOOD
1974 - 75	A. SMEE	1993 - 94	G. MITCHELL
1975 - 76	R. JOHNSON	1994 - 95	M. BENSEMANN
1976 - 77	L. JOHNSON	1995 - 96	M. McDERMOTT
1977 - 78	R. JOHNSON	1996 - 97	J. DOWLING
1978 - 79	L. JOHNSON		K. WICKS
1979 - 80	L. JOHNSON	1997 - 98	J. DOWLING
1980 - 81	D. HARVEY	1998 - 99	R. LOPEZ
1981 - 82	G. WADE	1999 - 00	S. ATTARD
1982 - 83	B. TRIBOLET	2000 - 01	R. BARBON
1983 - 84	P. McDERMID	2001 - 02	D. ARTHUR

### THE LINDSAY REES FIELDING AWARD (Established 1970)

1970 - 71	P. MOONEY	1984 - 85	G. BIRD
1971 - 72	D. TRIBOLET	1985 - 86	J. MITRI
1972 - 73	J. ROSS	1986 - 87	D. GAY
1973 - 74	J. FINDLAY	1987 - 88	V. ZUBAK
1974 - 75	T. SUCHY	1988 - 89	D. DIAS
1975 - 76	P. JACKYMIN		J. MAGUIRE
	D. STANFORD	1989 - 90	D. SCLAVOS
1976 - 77	J. FINDLAY	1990 - 91	T. ROSS
	L. REES	1991 - 92	B. TARLINTON
	A. SMEE	1992 - 93	C. WILKINSON
1977 - 78	D. TRIBOLET	1993 - 94	M. PURDON
1978 - 79	J. FINDLAY	1994 - 95	J. CLARK
1979 - 80	P. PERCEY	1995 - 96	C. CLUNAS
	A. SMEE	1996 - 97	B. TARLINTON
1980 - 81	L. JOHNSON	1997 - 98	S. MOBBS / D. DIAS
	L. REES	1998 - 99	A. LOVERIDGE
1981 - 82	K. FARLEY	1999 - 00	N. GEALE
1982 - 83	K. FARLEY	2000 - 01	N. GEALE
1983 - 84	J. ROSS	2001 - 02	B. TRELOAR

### PRESIDENT'S TROPHY (\*\* announced at the AGM.)

1979 - 80	A. SMEE	1990 - 91	V. CONNOR
1980 - 81	L. JOHNSON	1991 - 92	M. WOOD
1981 - 82	A. SMEE	1992 - 93	M. WOOD
1982 - 83	A. SMEE	1993 - 94	R. HADLEY
1983 - 84	K. COLLINS	1994 - 95	T. SUCHY
1984 - 85	K. COLLINS	1995 - 96	P. BUCHOLTZ
1985 - 86	J. ROSS	1996 - 97	M. WOOD
1986 - 87	W. MARSHALL	1997 - 98	T. WARD
1987 - 88	K. COLLINS	1998 - 99	M. POTTER
1988 - 89	S. BLOMFIELD	1999 - 00	M. POTTER
1989 - 90	R. HADLEY	2000 - 01	P. ABBOD
		2001 - 02	

### THE BEST SPIN BOWLER AWARD

1983 - 84	K. FARLEY ( 21 Wkts )	1994 - 95	M. BENSEMANN ( 20 Wkts )
1984 - 85	B. KINSELLA ( 24 Wkts )	1995 - 96	S. ROY ( 39 Wkts )
1985 - 86	L. PENDREIGH ( 30 Wkts )	1996 - 97	{ M. WOOD ( 22 Wkts )
1986 - 87	J. WALSH ( 29 Wkts )		{ D. BETTIOL ( 22 Wkts )
1987 - 88	B. DAVINO ( 32 Wkts )	1997 - 98	M. WOOD ( 42 Wkts )
1988 - 89	T. WOOD ( 25 Wkts )	1998 - 99	R. LOPEZ ( 29 Wkts )
1989 - 90	A. DOWNTON ( 35 Wkts )	1999 - 00	S. FREEBURN ( 29 Wkts )
1990 - 91	T. WOOD ( 69 Wkts )	2000 - 01	{ D. WOOD ( 21 Wkts )
1991 - 92	T. WOOD ( 37 Wkts )		{ B. STONE ( 21 Wkts )
1992 - 93	B. STONE ( 19 Wkts )	2001 - 02	C. DALEY ( 35 Wkts )
1993 - 94	B. STONE ( 27 Wkts )		





AUBURN CATCH OF THE YEAR AWARD !



## TROPHY AWARD WINNERS SINCE 1970 - 71 SEASON

	<u>BATTING AGGREGATE</u>	<u>BATTING AVERAGE</u>	<u>BOWLING AGGREGATE</u>	<u>BOWLING AVERAGE</u>
1970 - 71	R. JOHNSON	R. JOHNSON	R. JOHNSON	R. JOHNSON
1971 - 72	J. KHALIFEH	J. KHALIFEH	F. MOLSKI	K. GOUGH
1972 - 73	T. SUCHY	P. PERCEY	A. RUDGELEY	D. GILLARD
1973 - 74	T. SUCHY	T. SUCHY	D. GILLARD	A. SMEE
1974 - 75	M. BOWEN	W. SHEPHERD	D. GILLARD	G. SIMMONS
1975 - 76	T. SUCHY	T. SUCHY	R. JOHNSON	R. JOHNSON
1976 - 77	D. STANFORD	D. STANFORD	D. HARVEY	D. HARVEY
1977 - 78	R. JOHNSON	R. GENTLES	R. JOHNSON	K. GOUGH
1978 - 79	G.KENNY	G.KENNY	I. JOHNSON	B. TRIBOLET
1979 - 80	D. WRIGHT	T. ROSS	I. JOHNSON	I. JOHNSON
1980 - 81	R. GENTLES	R. GENTLES	D. HARVEY	R. JOHNSON
1981 - 82	M. TERREIRO	R. GENTLES	G. WADE D. ROLL	C. SPENCE
1982 - 83	G. KENNY	G. WADE	B. COUPAR	B. COUPAR
1983 - 84	M. COTTER	T. BYRNES	J. MOLONEY	I. JOHNSON
1984 - 85	T. ROSS	T. ROSS	D. ROLL	D. ROLL
1985 - 86	W. MARSHALL	W. MARSHALL	D. HARVEY	R. JOHNSON
1986 - 87	T. BYRNES	W. MARSHALL	R. JOHNSON	R. JOHNSON
1987 - 88	G. RYAN	G. RYAN	R. JOHNSON	R. JOHNSON
1988 - 89	S. BLOMFIELD	S. BLOMFIELD	A. JULIEN	A. JULIEN
1989 - 90	N. YOUNIS	K. COLLINS	A. DOWNTON	G. KASSIS
1990 - 91	K. COLLINS	K. COLLINS	T. WOOD	T. WOOD
1991 - 92	S.ABERCROMBIE	S.ABERCROMBIE	T. WOOD	T. WOOD
1992 - 93	M. WOOD	G. LANGLEY	D. O'BRIEN	J. COOK
1993 - 94	S.ABERCROMBIE	T. OWENS	G. MITCHELL B. STONE	B. STONE
1994 - 95	J. BELL	T. OWENS	M. MITCHELL	M. BENSEMANN
1995 - 96	A. LAWSON	A. LAWSON	M. McDERMOTT	M. MITCHELL
1996 - 97	P. WATKINS	S. PERKS	J. DOWLING	J. DOWLING
1997 - 98	C. DALEY	K. COLLINS	M. WOOD	M. WOOD
1998 - 99	R. LOPEZ	R. LOPEZ	M. McDERMOTT	C. O'NEILL
1999 - 00	S. ATTARD	F. NEWMAN	M. McDERMOTT	J. IVASTINOVIC
2000 - 01	N. RUGLESS	R. BARBON	M. McDERMOTT	M. POTTER
2001 - 02	D. ARTHUR	C. O'NEILL	M. MITCHELL	C. DALEY

Qualifications to win the above trophies are :

BATTING AVERAGE / AGGREGATE : 9 Innings & 250 Runs  
 BOWLING AVERAGE / AGGREGATE : 20 Wickets & 6 Matches



## SPECIAL MEDALLION ACHIEVEMENT AWARDS FOR 2001 - 02

Achievement awards are earned by players who attain the following milestones in their career with Auburn District Cricket Club :

<b>BRONZE MEDALLION</b>	<b>50 matches or 100 wickets or 1000 runs</b>
<b>SILVER MEDALLION</b>	<b>100 matches or 200 wickets or 2000 runs</b>
<b>GOLD MEDALLION</b>	<b>150 matches or 300 wickets or 3000 runs</b>

The committee can provide a further award for any advancement beyond the gold medallion. For example : 200, 250, 350 .... matches, or 4000, 5000, 6000 .... runs, or 400, 500, 600 .... wickets.

Whenever an "ADVANCED ACHIEVEMENT" is reached it is listed in this section of the Annual Report each season. The Committee in office prior to the AGM decides on the recipients, if any, for this award.

### *The Following Players Achieved These Milestones During The 2001 - 02 Season:*

<b>N. RUGLESS</b>	<b>SILVER MEDALLION</b>	<b>2000 RUNS</b>
<b>J. COOK</b>	<b>BRONZE MEDALLION</b>	<b>1000 RUNS</b>
<b>S. FREEBURN</b>	<b>BRONZE MEDALLION</b>	<b>1000 RUNS</b>
<b>A. MIHALJ</b>	<b>BRONZE MEDALLION</b>	<b>1000 RUNS</b>
<b>P. SMITH</b>	<b>BRONZE MEDALLION</b>	<b>1000 RUNS</b>
<b>C. DALEY</b>	<b>BRONZE MEDALLION</b>	<b>100 WICKETS</b>
<b>N. DEERY</b>	<b>BRONZE MEDALLION</b>	<b>50 MATCHES</b>
<b>S. FREEBURN</b>	<b>BRONZE MEDALLION</b>	<b>50 MATCHES</b>
<b>R. HAWKER</b>	<b>BRONZE MEDALLION</b>	<b>50 MATCHES</b>
<b>A. MIHALJ</b>	<b>BRONZE MEDALLION</b>	<b>50 MATCHES</b>
<b>J. NOVOSEL</b>	<b>BRONZE MEDALLION</b>	<b>50 MATCHES</b>
<b>M. POTTER</b>	<b>BRONZE MEDALLION</b>	<b>50 MATCHES</b>
<b>B. TRELOAR</b>	<b>BRONZE MEDALLION</b>	<b>50 MATCHES</b>



**A D C C OUTSTANDING PERFORMANCES 2001 - 02**

**CENTURIES**


D. ARTHUR	171	v's	ROSEVILLE-GORDON	5TH GRADE
D. ALDERTON	159	v's	CANTERBURY-BEXLEY	1ST GRADE
I. COWAN	147 <sup>a</sup>	v's	WARRINGAH	4TH GRADE
B. FRANKSTON	128 <sup>a</sup>	v's	EPPING	5TH GRADE
D. ARTHUR	115	v's	ROSEVILLE-GORDON	5TH GRADE
J. AFFLECK	100 <sup>a</sup>	v's	LINDFIELD	5TH GRADE

**7 FOR'S**

J. KING (James)	7 / 35	v's	EPPING	5TH GRADE
-----------------	--------	-----	--------	-----------

**HAT-TRICKS**

J. KING (James)		v's	EPPING	5TH GRADE
M. MITCHELL		v's	STRATHFIELD	3RD GRADE



THE RECORD BREAKING TON.....!



**1ST GRADE TEAM SCORES AND RESULTS 2001 - 02**

<u>ROUND</u>	<u>OPPONENT</u>	<u>SCORES</u>	<u>RESULT</u>
1	LINDFIELD	AUBURN LINDFIELD	10 /214 8 /354 dec LOST 1st Innings
2	ROSEVILLE	AUBURN ROSEVILLE	9 /276 8 /370 DRAW
3	WARRINGAH	AUBURN WARRINGAH	10 /193 8 /310 LOST 1st Innings
4	BURWOOD	AUBURN BURWOOD	6 /190 7 /190 TIE
5	PENNANT HILLS	AUBURN PENNANT HILLS	10 /106 & 3 /124 10 /169 & 6 /147 dec LOST 1st Innings
6	CANT-BEXLEY	AUBURN CANT-BEXLEY	10 /345 10 /151 & 10 /132 WON Outright
7	BLACKTOWN	AUBURN BLACKTOWN	- - Washed Out
8	EPPING	AUBURN EPPING	5 /231 6 /232 LOST 1st Innings
9	MACQUARIE UNI	AUBURN MACQUARIE UNI	10 /62 & 9 /138 10 /190 LOST 1st Innings
10	LANE COVE	AUBURN LANE COVE	5 /55 10 /183 DRAW
11	HOLROYD HILLS	AUBURN HOLROYD HILLS	10 /160 10 /145 WON 1st Innings
12	STRATHFIELD	AUBURN STRATHFIELD	3 /105 dec & 10 /67 10 /75 & 10 /157 LOST outright
13	SOUTH SYDNEY	AUBURN SOUTH SYDNEY	10 /61 & 10 /95 10 /222 LOST outright



## 1<sup>st</sup> GRADE CAPTAIN'S REPORT

Congratulations from all in 1<sup>st</sup> Grade to Rauol and our 3<sup>rd</sup> Grade Premiership winning team.

Well, what a mixed season we had! Obtaining first innings points twice, one outright win, one tie, three draws and seven losses. Although not our best season we found ourselves heading into the final two rounds requiring two wins to enable us to qualify for the qualifying semi-finals. Instead we missed out and in fact fell to the bottom of the table.

We did not perform consistently this season and fell short of early expectations but we were certainly a better side than the points indicated. We could not seem to combine our performances with bat and ball, the bowlers were off target in the early part of the season and after that the batting struggled. On the days that we did put it together we played some terrific cricket, none more so than our outright victory against Canterbury-Bexley, with Damo's (Damien Alderton) big ton and J.D. (Jason Dowling) tearing through the opposition, backed up by some great catching.

Once again we experienced a high turn over of players (20), mainly as a result of unavailability and this makes it so much harder to gain understanding, confidence and consistency. There is always an upside and this was that it created opportunities for some young players who hopefully will benefit as they further develop, as their progression is of high importance to our club.

My appreciation to all those who supported our side this season including; Marc Rouillon, Mike Wood and the Committee, as well as all our valued sponsors, hard working ground staff, John Aitken, Peter Philipson, Ron Eagar, Peter Abboud, Mike Potter. Also our wonderful scorer, Renee Rugless and all who deputised for her.

Finally, it seems at the time of writing we may be losing some valued clubmates for next season and I'd like to commend them for their contributions. In particular Marc Rouillon who is off overseas (some say trying to qualify for next years World Cup with Switzerland), thanks for the efforts Pres. To Gealy (Nick Geale) who will leave (for the first time in his life, he wears shoes size6) big boots to fill as a fine keeper, cricket brain and great teammate. Also to J.D. (Jason Dowling) who has been a vital part of our team as the quick witted, power batsman and occasional strike bowler (only joking). All guys who if they do not return next season will be surely missed.

Thanks to all for the support and assistance.

*Scott Philipson*  
*Ist Grade Captain*



## PLAYER PROFILES

### Damien Alderton (Damo/Jacques)

With a season high of 159 Damien delivered just what he is capable of –being a match winner. His return for the season was an improvement on last year with both bat and ball. Should Damo pick up his consistency who knows what he can deliver.

#### Highlight:

159 (what more can you say) against Canterbury-Bexley.

### Cameron Watson (Womble)

Cam topped the batting in his first season with the club and gave balance to our bowling with his left arm spin. Opened the season with a glorious 84 and was invaluable with his experience, knowledge of the game and coaching ability. Whilst adjusting his game to the Shires this year, we'll see him excel next season.

#### Highlight:

84 against eventual Premiers, Lindfield and 5/52 against Pennant Hills.

### Brett Davison (Davo)

Another new Eagle who quickly became a valuable and key player in our side. Compiled three good scores early on and shouldered much responsibility when moving around the order with Cam, to try and stabilize our lineup. A top teammate whom I'm sure will 'cash in' next summer.

N.B. Received some poor decisions.

#### Highlight:

Superb slipper! 64 against Burwood and 3/39 off 10 overs unchanged against Epping.

### Nathan Rugless (Ruggers/ Rugs)

Nathan had a much improved season, although probably suffered from missing several matches. Ruggers has a lot to offer to the balance of the team and with a little more consistency will play a major role in the coming season. Free from injury, Nathan's natural allround game saw him contribute in all aspects of play.

#### Highlight:

35 not out to get us first innings points against Strathfield 3/35 against Holroyd-Hills. Maintained a high standard of fielding all season.

### David Wood (Chip)

Dave was the youngest member of our team (16 years) and suffered to some extent from a lack of opportunity as a result of defending low scores. Chip is learning all the time and as he develops, relaxes and believes in himself more, I'm sure the results will follow.

#### Highlight:

52 opening the batting against Epping when the side really needed him to step up. 4/67 against Macquarie University on a very hard day in the field.



**Richard Parnell (B2)**

Unfortunately injury saw Richard miss the last half of the season and robbed the team of a dynamic middle order bat and freakish fieldsman. B2 featured in some important partnerships and topped the batting average for the side. Expecting big performances from a fit B2 next season.

**Highlight:**

65 against Roseville in a huge run chase and a very strong and supportive 54 in partnership with Damo against Canterbury-Bexley.

**Marvin Champion (Hagler)**

Marvin was also a young member of the side and he never gave anything less than 100 %. Compiled some useful scores early on and in fact got himself a start on most occasions, only to not kick on to a big score. I know Marv will benefit greatly from his first season in the topside and deliver next season.

**Highlight:**

Top scored against Macquarie University in really tough conditions and featured in some good partnerships in our victory over Holroyd-Hills.

**Jason Dowling (J.D./Spouts)**

J.D. had his mind set on a big year and delivered improved stats in bowling and batting. Was our strike bowler and when firing on all cylinders delivered some inspired spells.

**Highlight:**

9 wickets for the match against Canterbury-Bexley and 10 wickets in the match against Strathfield.

**Nick Geale (Full-on)**

Gealy delivered his polished performances with the gloves like a seasoned veteran (Oh he is). Returned 21 dismissals whilst not missing many and not playing all matches. Continually contributed with good tactical advice for the team and individuals alike.

**Highlight:**

6 dismissals against Canterbury-Bexley.

**Richard Hawker (B1)**

Not Richards best season with the bat, but he still gave his all for team every game. Often did the hard work in grafting a start to the innings, only to lose concentration just as he was starting to score runs. A really popular member of the team whose luck will change and runs will then flow.

**Highlight:**

Keeping soundly against Epping when Gealy was unavailable. 24 against Macquarie University in tough conditions.



**Ben Treloar (Chook)**

Benny arrived for the last part of the season and immediately impressed with his commitment and outstanding fielding. Few worked harder than Ben on his fielding at training and the rewards followed. Should he spread this focus over all aspects of his cricket he will develop into a useful 1<sup>st</sup> Grade allrounder. Keep it going for next season Chook.

**Highlight:**

Brilliant fielding saving many runs in the field and inspiring others. 39 not out in the final round against South Sydney when most others had failed, sharing in a partnership with Dave Wood of 60.






**FIRST GRADE AVERAGES 2001 - 02**

**BATTING**

<b>NAME</b>	<b>RUNS</b>	<b>INNS</b>	<b>NO</b>	<b>50</b>	<b>100</b>	<b>HS</b>	<b>CTCH</b>	<b>ST</b>	<b>AVE</b>	<b>MTCH</b>
C. WATSON	372	13	1	2	0	84	3		31.00	10
D. ALDERTON	315	14	3	0	1	159	3		28.64	11
B. DAVISON	291	14	1	1	0	64	12		22.38	11
N. RUGLESS	187	13	1	0	0	35 x	6		15.58	9
R. PARNELL	176	7	2	2	0	65	4		35.20	6
D. WOOD	164	14	0	1	0	52	2		11.71	12
M. CHAMPION	156	12	0	0	0	26	6		13.00	10
S. PHILIPSON	111	12	4	0	0	24	3		13.88	12
J. AITKEN(James)	89	3	0	1	0	77	0		29.67	2
R. HAWKER	69	9	0	0	0	24	6		7.67	9
N. GEALE	66	11	1	0	0	15	19	2	6.60	10
J. DOWLING	64	9	3	0	0	24	4		10.67	11
B. TRELOAR	48	4	1	0	0	39 x	2		16.00	4
P. BASTOW	24	3	0	0	0	17	2		8.00	2
C. O'NEILL	22	3	1	0	0	13	0		11.00	3
M. MITCHELL	19	3	1	0	0	13 x	1		9.50	3
T. KIRK	11	2	1	0	0	10 x	2		11.00	3
B. DOWLING	7	2	1	0	0	5	0		7.00	1
J. NOVOSEL	5	3	1	0	0	4	1		2.50	2
J. NOYES	0	1	1	0	0	0 x	2		-	1



THE 1ST GRADE DRIVE . . . !




**FIRST GRADE AVERAGES**

**2001 - 02**

**BOWLING**

<u>NAME</u>	<u>WICK</u>	<u>O</u>	<u>M</u>	<u>RUN</u>	<u>BEST</u>	<u>5FOR</u>	<u>AVE</u>	<u>MTCH</u>
S. PHILIPSON	36	210	36	664	6/50	3	18.44	12
J. DOWLING	32	188.1	37	562	6/27	2	17.56	11
C. WATSON	15	118	33	377	5/52	1	25.13	10
D. ALDERTON	10	103	27	285	3/29		28.50	11
D. WOOD	10	80	5	410	4/67		41.00	12
N. RUGLESS	8	46.5	6	171	3/35		21.38	9
C. O'NEILL	5	28	5	100	2/25		20.00	3
M. MITCHELL	5	38	8	132	3/56		26.40	3
P. BASTOW	4	24	5	69	3/47		17.25	2
B. DAVISON	3	13.4	2	62	3/39		20.67	11
M. CHAMPION	0	3	0	23	0/23		-	10
R. PARNELL	0	1	0	4	0/4		-	6

IS THIS SATISFACTORY, MR. PHILIPSON  
PINOT NOIR...1992





**1ST GRADE OUTSTANDING PERFORMANCES 2001 - 02**

**BATTING**

D. ALDERTON	159	VS	CANTERBURY-BEXLEY
C. WATSON	84	VS	LINDFIELD
C. WATSON	63	VS	BURWOOD
C. WATSON	40	VS	WARRINGAH
J. AITKEN(James)	77	VS	EPPING
R. PARNELL	65	VS	ROSEVILLE
R. PARNELL	54	VS	CANTERBURY-BEXLEY
B. DAVISON	64	VS	BURWOOD
B. DAVISON	45	VS	ROSEVILLE
B. DAVISON	45	VS	WARRINGAH
D. WOOD	52	VS	EPPING

**BOWLING**

J. DOWLING	6 / 27	VS	STRATHFIELD
J. DOWLING	6 / 58	VS	CANTERBURY-BEXLEY
J. DOWLING	4 / 41	VS	STRATHFIELD
S. PHILLIPSON	6 / 50	VS	CANTERBURY-BEXLEY
S. PHILLIPSON	6 / 60	VS	SOUTH SYDNEY
S. PHILLIPSON	5 / 66	VS	STRATHFIELD
C. WATSON	5 / 52	VS	PENNANT HILLS
C. WATSON	4 / 60	VS	WARRINGAH
D. WOOD	4 / 67	VS	MACQUARIE UNI

**1ST GRADE 50+ PARTNERSHIPS 2001 - 02**

162	D. ALDERTON & R. PARNELL	6TH	v's CANT-BEXLEY
140	D. WOOD & J. AITKEN(James)	2ND	v's EPPING
97	C. WATSON & B. DAVISON	2ND	v's BURWOOD
72	C. WATSON & D. ALDERTON	4TH	v's LINDFIELD
67*	B. DAVISON & R. PARNELL	4TH	v's PENNANT HILLS
67	B. DAVISON & M. CHAMPION	4TH	v's ROSEVILLE
66	C. WATSON & D. WOOD	6TH	v's LINDFIELD
65	B. DAVISON & N. RUGLESS	3RD	v's STRATHFIELD
59	B. TRELOAR & D. WOOD	8TH	v's SOUTH SYDNEY
57	B. DAVISON & D. ALDERTON	5TH	v's CANT-BEXLEY
54	N. GEALE & R. PARNELL	7TH	v's ROSEVILLE
52	C. WATSON & R. HAWKER	1ST	v's WARRINGAH
50	C. WATSON & B. DAVISON	2ND	v's PENNANT HILLS



## 1ST GRADE STATISTICS FROM 1951 - 52

### CENTURIES IN 1ST GRADE: (47)

G. PARRY	6	L. HOWARD	1	D. STANFORD	1
D. PERKINS	5	B. RAE	1	S. ABERCROMBIE	1
R. HALL	4	M. COTTER	1	T. OWENS	1
T. SUCHY	3	K. FARLEY	1	M. TROY	1
G. KASSIS	3	D. CORBETT	1	G. SMALL	1
T. ROSS	2	R. CASSELL	1	R. LOPEZ	1
N. MATTHEWS	2	M. PARRY	1	G. DIMERY	1
L. MARKS	1	P. WOOD	1	R. YOUNAN	1
K. LEE	1	W. BALFOUR	1	D. ALDERTON	1
T. BRISCOE	1	M. BOWEN	1		

<u>MOST RUNS IN A SEASON:</u>	628	T. SUCHY	1967 - 68
<u>MOST WICKETS IN A SEASON:</u>	69	T. WOOD	1990 - 91
<u>BEST BATTING AVERAGE:</u>	56.4	G. PARRY	1959 - 60
<u>BEST BOWLING AVERAGE:</u>	7.0	M. BLACK	1955 - 56
<u>MOST CATCHES IN A SEASON:</u>	32	J. ROSS (Wkt-Kpr)	1973 - 74
	23	D. HARVEY (Fielder)	1983 - 84
<u>MOST DISMISSALS IN A SEASON:</u>	34	J. ROSS (Wkt-Kpr)	1973 - 74
		( 32 ct , 2 st )	
<u>HIGHEST INDIVIDUAL SCORE:</u>	159	D. ALDERTON	**** 2001 - 02
<u>MOST WICKETS IN AN INNINGS:</u>	9/40	G. PARRY	1956 - 57

### TEAM SCORES

<u>HIGHEST:</u>	FOR :	377	v's	ROSEVILLE	1964 - 65
	AGAINST :	8 / 393 dec	v's	HOLROYD	1996 - 97
<u>LOWEST:</u>	FOR :	35	v's	WENTWORTHVILLE	1983 - 84
	AGAINST :	20	v's	BURWOOD (Final)	1961 - 62

### BEST PARTNERSHIP FOR EACH WICKET

<u>WKT</u>	<u>SCORE</u>	<u>PARTNERSHIP</u>	<u>OPPONENT</u>	<u>SEASON</u>
1 ST	170**	M. TROY / M. WOOD / B. TARLINTON	v's BEXLEY	1994 - 95
1 ST	153	G. PARRY & D. PERKINS	v's ROSEVILLE	1953 - 54
2ND	181	G. KASSIS & C. WHITE	v's STRATHFIELD	1989 - 90
3RD	229	G. PARRY & B. RAE	v's LANE COVE	1959 - 60
4TH	178	G. PARRY & L. HOWARD	v's ROSEVILLE	1958 - 59
5TH	167	L. MARKS & L. FRY	v's BURWOOD	1968 - 69
6TH	179	G. PARRY & W. BALFOUR	v's RYDE	1957 - 58
7TH	139	V. CONNOR & J. COLEMAN	v's LANE COVE	1992 - 93
8TH	141	R. HALL & C. SMITHERS	v's SUTHERLAND	1962 - 63
9TH	98	R. HALL & L. HOWARD	v's CANTERBURY	1964 - 65
10TH	125	M. WARD & M. KOSZEK	v's STRATHFIELD	1996 - 97

\*\* M. Wood retired hurt and 1st wicket fell at 170







**2ND GRADE TEAM SCORES AND RESULTS 2001 - 02**

<u>ROUND</u>	<u>OPPONENT</u>	<u>SCORES</u>	<u>RESULT</u>	
1	LINDFIELD	AUBURN LINDFIELD	10 /230 9 /256	LOST 1st Innings
2	ROSEVILLE	AUBURN ROSEVILLE	10 /259 10 /307	LOST 1st Innings
3	WARRINGAH	AUBURN WARRINGAH	10 /142 & 1 /47 5 /326 dec	LOST 1st Innings
4	BURWOOD	AUBURN BURWOOD	10 /185 10 /186	LOST 1st Innings
5	PENNANT HILLS	AUBURN PENNANT HILLS	10 /206 1 /212	LOST 1st Innings
6	CANT-BEXLEY	AUBURN CANT-BEXLEY	9 /280 dec 10 /232	WON 1st Innings
7	BLACKTOWN	AUBURN BLACKTOWN	8 /112 8 /130	LOST 1st Innings
8	EPPING	AUBURN EPPING	10/243 5 /254	LOST 1st Innings
9	MACQUARIE UNI	AUBURN MACQUARIE UNI	10 /214 10 /89 & 3 /100	WON 1st Innings
10	LANE COVE	AUBURN LANE COVE		WASH OUT
11	HOLROYD HILLS	AUBURN HOLROYD HILLS	10 /196 5 /199	LOST 1st Innings
12	STRATHFIELD	AUBURN STRATHFIELD	10 /81 & 7 /199 dec 6 /169 dec & 1 /113	LOST Outright
13	SOUTH SYDNEY	AUBURN SOUTH SYDNEY	10 /166 4 /169	LOST 1st Innings



## 2nd GRADE REPORT

The 2001-2002 season was disappointing because had a few close matches gone our way we would have had the kind of start that really fires up a team. Instead these close matches went the other way. Then with four captains through the year, the team never really settled into a winning rhythm. The side contributed three players to the first grade team in the second half of the season.

The positives that came out of the season included the improvement in ground fielding which can be directly attributed to John Aitken's fielding drills. Also the opening bowling attack put the wind up several sides with good aggression, accuracy and pace without much luck. The season also produced some very good batting. All of this points to a much better season next year.

A special thanks has to go to Don Rose who once again held the scoring in check and provided insight and entertainment whenever he could.

### Player Profiles

#### Shawn Freeburn aka "Package"

Package found a new batting position as a handy opener and consistently got through the opening bowlers scoring many crucial runs. Sadly his back troubles restricted the effectiveness of his bowling.

#### Kiribun Thayanathan aka "Kiro"

Kira batted consistently well throughout the season. He always looks to attack the bowler and never dies wondering. Had a bit of a trundle this season and showed glimpses of former ability.

#### Mark Cotter aka "Cottsy", "Hansie"

This was a disappointing season by Cottsy's usual standards. Cottsy never really got going and tried to bat his way out of the slump with aggression which proved his undoing at times.

#### Chris O'Neill aka "Slugger"

I enjoyed the captaincy later in the season and only wished I could have brought the team along right from the outset. Who knows the guys may have won a few of those early close matches. I was reasonably pleased with my batting but with an injured ankle, my bowling was limited. It was a pleasure to coach the largest cricket team in the world.

#### Andy "The Man" Mihalj aka "Carl Barron"

Andy proved an invaluable asset to the team with the gloves and was a key batsman. Andy captained the side for one match and acquitted himself well but asked to focus on keeping and batting for the rest of the season. Andy always added focus on the field by ensuring the team was always vocal in support of each other.



**Jason Novosel aka "Novo" or "Itchy" or "Scratchy"**

Jason had a good season with the bat and proved on several occasions that he is one of the best ground fielders in the club. Once he learns to overcome his nervousness early in his digs, he will be one of the best batsmen in the club. With his enthusiasm especially in the field, Jason found himself into the First Grade team by the season's end.

**Ben "Hollywood" Treloar**

Ben had a good season and was rewarded at the end of the year with a promotion to first grade. He batted exceptionally well on occasion and bowled well all season. His fielding was the true highlight of the year and I would easily rate him as the best overall fielder in the club. If he continues to mature then he will be one of the club's finest players in the future.

**Peter Bastow aka "Ords", "Spotty"**

Pete had a great season with the bat accumulating runs and rarely being dismissed, finishing with a good average. Except for one memorable spell, Peter's luck in getting the wickets he deserved was thwarted this is despite some exceptional opening stints with Rosey. Jason is another great ground fieldsman.

**Michael Rose aka "Rosey"**

Mick had a reasonably good season and always bowled and fielded with heart. He probably had more catches dropped off him than any other bowler but kept coming at the batsmen with controlled hostility. During the second half of the season, Mick generated genuine express pace with accuracy and in tandem with Peter Bastow had some opening batsmen wishing they were elsewhere.

**Ben Ainsworth aka "Benny"**

Having developed his skills in the lower grades, Benny came to second grade like a man on a mission. Ben was the main first change bowler after Rosey and Peter had shaken up the top order and with his exceptional bounce and cut, Ben would make good inroads. Ben's line and length is constantly improving and he will become one of the real wicket-takers in the top grades.

Many thanks go to the following whose services kept the team alive: Nick Hopper, Michael Holmes, Waruna Kumerage, Daniel Bettioli, Nathan Willoughby, Peter Aboud, Brad Dowling, Mark Mitchell, Paul Costin, Greg Ryan, Matt McDermott and Jason Jewis and anyone else I may have missed.

Without question there is the core of a great winning side for next year and I am looking forward to giving it the leadership stability it deserves and needs to be one of the best.

***Christian O'Neill***  
***2nd Grade Captain.***



**SECOND GRADE AVERAGES 2001 - 02**

**BATTING**

<b>NAME</b>	<b>RUNS</b>	<b>INNS</b>	<b>NO</b>	<b>50</b>	<b>100</b>	<b>HS</b>	<b>CTCH</b>	<b>ST</b>	<b>AVE</b>	<b>MTCH</b>
K. THAYANANTHAN	335	13	1	2	0	81	2		27.92	11
C. O'NEILL	303	8	2	2	0	74 x	0		50.50	7
P. BASTOW	292	9	2	2	0	69 x	4		41.71	9
A. MIHALJ	268	10	0	2	0	63	10		26.80	9
S. FREEBURN	245	13	0	2	0	53	4		18.85	12
J. NOVOSEL	193	10	0	1	0	60	7		19.30	10
B. TRELOAR	186	10	1	1	0	68	2		20.67	9
M. COTTER	125	12	0	0	0	36	4		10.42	11
M. ROSE	73	8	3	0	0	33	1		14.60	7
M. HOLMES	55	1	0	1	0	55	0		55.00	1
B. BERGAN	50	3	0	0	0	45	3		16.67	3
D. BETTIOL	48	7	0	0	0	19	0		6.86	5
B. AINSWORTH	36	9	6	0	0	16 x	0		12.00	9
G. RYAN	34	4	0	0	0	13	1		8.50	4
J. COOK	29	2	0	0	0	24	1		14.50	2
P. COSTIN	27	4	0	0	0	18	2		6.75	3
W. KUMARAGE	20	2	0	0	0	20	0		10.00	2
M. MITCHELL	17	2	0	0	0	11	0		8.50	2
M. McDERMOTT	9	2	0	0	0	9	2		4.50	2
D. DIAS	8	2	1	0	0	7 x	0		8.00	1
J. JEWISS	8	1	0	0	0	8	0		8.00	1
N. WILLOUGHBY	6	1	0	0	0	6	1		6.00	1
N. HOPPER	6	2	0	0	0	5	1		3.00	2
B. STONE	5	1	0	0	0	5	0		5.00	1
B. FRANKSTON	5	1	0	0	0	5	0		5.00	1
B. DOWLING	5	3	0	0	0	4	0		1.67	3
R. HAWKER	4	1	0	0	0	4	1		4.00	1
P. ABBOUD	2	1	1	0	0	2 x	0		-	1
M. KOSZEK	0	1	0	0	0	0	0		0.00	1
N. DEERY	0	0	0	0	0	0	1		-	1



**SECOND GRADE AVERAGES****2001 - 02****BOWLING**

<u>NAME</u>	<u>WICK</u>	<u>O</u>	<u>M</u>	<u>RUN</u>	<u>BEST</u>	<u>SEOR</u>	<u>AVE</u>	<u>MTCH</u>
B. AINSWORTH	11	78	7	349	3/59		31.73	9
P. BASTOW	11	98.3	19	386	6/61	1	35.09	9
S. FREEBURN	10	93.3	15	383	3/37		38.30	12
M. ROSE	8	76	16	239	2/15		29.88	7
B. TRELOAR	8	73.5	10	292	2/32		36.50	9
W. KUMARAGE	6	34	10	93	4/45		15.50	2
C. O'NEILL	6	61.5	6	214	3/36		35.67	7
M. MITCHELL	5	25	5	80	4/46		16.00	2
M. McDERMOTT	5	40	9	127	2/26		25.40	2
P. COSTIN	4	18	1	97	3/62		24.25	3
J. JEWISS	3	19	7	41	3/26		13.67	1
J. COOK	3	20	4	73	3/32		24.33	2
B. DOWLING	3	34	4	96	2/35		32.00	3
M. KOSZEK	1	8	1	14	1/14		14.00	1
B. STONE	0	16	3	61	0/61		-	1
K. THAYANANTHAN	0	10	3	44	0/3		-	11
D. BETTIOL	0	2	0	12	0/12		-	5
J. NOVOSEL	0	1	0	10	0/10		-	10
P. ABBOD	0	1	0	2	0/2		-	1
R. HAWKER	0	0.4	0	10	0/10		-	1
M. COTTER	0	0.1	0	4	0/4		-	11



**2ND GRADE OUTSTANDING PERFORMANCES 2001 - 02**

**BATTING**

K. THAYANANTHAN	81	V'S	BURWOOD
K. THAYANANTHAN	51	V'S	STRATHFIELD
K. THAYANANTHAN	42	V'S	LINDFIELD
C. O'NEILL	74*	V'S	WARRINGAH
C. O'NEILL	64	V'S	ROSEVILLE
C. O'NEILL	45*	V'S	STRATHFIELD
C. O'NEILL	42	V'S	HOLROYD-HILLS
P. BASTOW	69*	V'S	CANT-BEXLEY
P. BASTOW	64*	V'S	LINDFIELD
P. BASTOW	48	V'S	EPPING
P. BASTOW	44	V'S	PENNANT HILLS
B. TRELOAR	68	V'S	MACQUARIE UNI
A. MIHALJ	63	V'S	EPPING
A. MIHALJ	62	V'S	CANT-BEXLEY
J. NOVOSEL	60	V'S	ROSEVILLE
J. NOVOSEL	44	V'S	CANT-BEXLEY
J. NOVOSEL	40	V'S	MACQUARIE UNI
M. HOLMES	55	V'S	SOUTH SYDNEY
S. FREEBURN	53	V'S	CANT-BEXLEY
S. FREEBURN	51		HOLROYD-HILLS
S. FREEBURN	42	V'S	PENNANT HILLS
B. BERGAN	45	V'S	LINDFIELD

**BOWLING**

P. BASTOW	6 / 61	V'S	CANT-BEXLEY
W. KUMARAGE	4 / 45	V'S	LINDFIELD
M. MITCHELL	4 / 46	V'S	CANT-BEXLEY

**2ND GRADE 50+ PARTNERSHIPS 2001 - 02**

131	C. O'NEILL & J. NOVOSEL	4TH	v's	ROSEVILLE
83	C. O'NEILL & M. HOLMES	6TH	v's	SOUTH SYDNEY
75	B. BERGAN & P. BASTOW	9TH	v's	LINDFIELD
73	S. FREEBURN & K. THAYANANTHAN	1ST	v's	STRATHFIELD
73	S. FREEBURN & P. BASTOW	7TH	v's	PENNANT HILLS
72	S. FREEBURN & C. O'NEILL	3RD	v's	HOLROYD HILLS
61	J. NOVOSEL & B. TRELOAR	6TH	v's	MACQUARIE UNI
55	C. O'NEILL & A. MIHALJ	5TH	v's	STRATHFIELD
53	M. ROSE & B. AINSWORTH	10TH	v's	PENNANT HILLS



## 2ND GRADE STATISTICS FROM 1954 - 55

### CENTURIES IN 2ND GRADE : (30)

D. NOYES	2	P. WOOD	1	N. DAY	1
G. KENNY	2	T. MATTHYSZ	1	D. HUDSON	1
G. KASSIS	2	N. LEWIS	1	L. FRY	1
T. SUCHY	1	R. HADLEY	1	M. COTTER	2
P. PERCEY	1	K. GRIFFITHS	1	B. COUPAR	1
T. ROSS	1	J. LIDDLE	1	S. ABERCROMBIE	1
G. BRAZIER	1	P. MOONEY	1	N. HOPPER	1
P. GANE	1	P. PERKINS	1	N. RUGLESS	1
D. SCLAVOS	1	D. HARVEY	1		

<u>MOST RUNS IN A SEASON :</u>	617	K. GRIFFITHS	1964 - 65
<u>MOST WICKETS IN A SEASON :</u>	67	A. RUDGELEY	1965 - 66
<u>BEST BATTING AVERAGE :</u>	64.2	J. SCORGIE	1965 - 66
<u>BEST BOWLING AVERAGE :</u>	6.45	S. GUTHRIE	1985 - 86
<u>MOST CATCHES IN A SEASON :</u>	20	N. HOPPER (Wkt-Kpr)	1998 - 99
	16	D. TRIBOLET(Fielder)	1968 - 69
<u>MOST DISMISSALS IN A SEASON :</u>	23	D. GAY (Wkt-Kpr)	1985 - 86
		( 19 ct , 4 st )	
<u>HIGHEST INDIVIDUAL SCORE :</u>	144	G. KASSIS (Final)	1985 - 86
<u>MOST WICKETS IN AN INNINGS :</u>	8/21	B. MEREDITH	1960 - 61
	8/51	M. McDERMOTT	1998 - 99

### TEAM SCORES

<u>HIGHEST :</u>	FOR :	6/406 dec	v's	LANE COVE	1964 - 65
	AGAINST :	397	v's	BEXLEY	1994 - 95
<u>LOWEST :</u>	FOR :	18	v's	BURWOOD (Semi)	1982 - 83
	AGAINST :	24	v's	ROSEVILLE	1965 - 66

### BEST PARTNERSHIP FOR EACH WICKET

<u>WKT</u>	<u>SCORE</u>	<u>PARTNERSHIP</u>		<u>OPPONENT</u>	<u>SEASON</u>
1ST	178	P. PERKINS	& D. NOYES	v's EPPING	1968 - 69
2ND	141	D. HUDSON	& G. KENNY	v's MACQUARIE UNI	1983 - 84
3RD	124	S. POLITI	& T. SUCHY	v's BAULKHAM HILLS	1987 - 88
4TH	158	S. Abercrombie	& A. PICO	v's WARRINGAH	1991 - 92
5TH	144	P. McDERMID	& T. SUCHY	v's WENTWORTHVILLE	1983 - 84
6TH	153	P. PERCEY	& R. HOLMES	v's BEXLEY	1966 - 67
7TH	117	L. PENDREIGH	& A. DOWNTON	v's PENNANT HILLS	1989 - 90
8TH	148	M. COTTER	& D. BETTIOL	v's ROSEVILLE	2000 - 01
9TH	108	N. DAY	& K. GOUGH	v's SUTHERLAND	1964 - 65
10TH	92	N. DAY	& A. RUDGELEY	v's SUTHERLAND	1964 - 65



## 2ND GRADE MATCH STATISTICS SINCE 1967 - 68

### WIN / LOSS RATIO AGAINST ALL OPPONENTS

OPPONENT	GAMES PLAYED	FIRST INNS		OUTRIGHT		DRAW	TIE
		WIN	LOSS	WIN	LOSS		
BAULKHAM HILLS }}	12	1	5	0	0	6	0
HILLS SHIRE	4	1	2	0	0	1	0
BEXLEY }}	30	14	8	2	0	6	0
CANTERBURY-BEXLEY	5	3	0	0	1	1	0
BLACKTOWN	8	3	5	0	0	0	0
BURWOOD	37	7	21	1	3	5	0
CANTERBURY **	33	13	9	2	1	7	1
EPPING	38	15	15	0	2	6	0
LANE COVE	35	17	9	3	2	4	0
LINDFIELD	37	21	10	2	2	2	0
MACQUARIE UNI	30	11	7	1	2	9	0
PENNANT HILLS	35	15	15	3	0	1	1
ROSEVILLE	39	17	15	1	2	4	0
SOUTH SYDNEY	8	2	4	0	1	1	0
STRATHFIELD	19	7	8	3	1	0	0
WARRINGAH	30	10	16	2	1	1	0
WENTWORTHVILLE }}	28	7	13	0	0	8	0
HOLROYD HILLS *	8	2	3	0	0	3	0

UNI NSW **	10	2	6	0	1	1	0
RYDE **	9	6	0	1	0	2	0
SUTHERLAND **	3	1	1	1	0	0	0

<b>TOTALS</b>	<b>458</b>	<b>175</b>	<b>172</b>	<b>22</b>	<b>19</b>	<b>68</b>	<b>2</b>
---------------	------------	------------	------------	-----------	-----------	-----------	----------

<b><u>SUMMARY:</u></b>	<b>TOTAL PLAYED...</b>	<b>458</b>	
	<b>TOTAL WON.....</b>	<b>197</b>	<b>( 43.0% )</b>
	<b>TOTAL LOST.....</b>	<b>191</b>	<b>( 41.7% )</b>
	<b>DRAWN / TIED.....</b>	<b>70</b>	<b>( 15.3% )</b>

<b><u>QUARTER FINALS</u></b>	<b>PLAYED</b>	<b>1</b>	<b>WON</b>	<b>1</b>	<b>LOST</b>	<b>0</b>
			<b>WINNING DRAW</b>	<b>0</b>	<b>LOSING DRAW</b>	<b>0</b>

<b><u>SEMI FINALS</u></b>	<b>PLAYED</b>	<b>10</b>	<b>WON</b>	<b>3</b>	<b>LOST</b>	<b>6</b>
			<b>WINNING DRAW</b>	<b>1</b>	<b>LOSING DRAW</b>	<b>0</b>

<b><u>FINALS</u></b>	<b>PLAYED</b>	<b>4</b>	<b>WON</b>	<b>1</b>	<b>LOST</b>	<b>1</b>
			<b>WINNING DRAW</b>	<b>0</b>	<b>LOSING DRAW</b>	<b>2</b>

N.B. A winning / losing draw is determined by a team's position on the competition table in the event of a semi or final being drawn or tied.

\*\* Teams with this symbol are no longer in the competition.

}} Wentworthville changed their name to Holroyd in 1993 - 94.

}} Baulkham Hills changed their name to Hills Shire in 1996 - 97.

}} Bexley changed their name to Canterbury-Bexley in 1997 - 98.

\* Holroyd changed their name to Holroyd Hills in 2000 - 01.



**3RD GRADE TEAM SCORES AND RESULTS 2001 - 02**

<u>ROUND</u>	<u>OPPONENT</u>	<u>SCORES</u>	<u>RESULT</u>	
1	LINDFIELD	AUBURN LINDFIELD	10 /207 & 1 /22 10 /111 & 10 /115	WON Outright
2	ROSEVILLE	AUBURN ROSEVILLE	2 /186 dec & 1 /58 10 /57 & 10 /184	WON Outright
3	WARRINGAH	AUBURN WARRINGAH	10 /119 10 /196 & 5 /117	LOST 1st Innings
4	BURWOOD	AUBURN BURWOOD	7 /135 10 /134	WON 1st Innings
5	PENNANT HILLS	AUBURN PENNANT HILLS	10 /276 10 /125 & 6 /101	WON 1st Innings
6	CANT-BEXLEY	AUBURN CANT-BEXLEY	10 /144 & 6 /163 10 /131	WON 1st Innings
7	BLACKTOWN	AUBURN BLACKTOWN	- -	WASH OUT
8	EPPING	AUBURN EPPING	3 /89 10 /84	WON 1st Innings
9	MACQUARIE UNI	AUBURN MACQUARIE UNI	10 /203 9 /271 dec	LOST 1st Innings
10	LANE COVE	AUBURN LANE COVE	6 /119 10 /129	DRAW
11	HOLROYD HILLS	AUBURN HOLROYD HILLS	4 /91 10 /89	WON 1st Innings
12	STRATHFIELD	AUBURN STRATHFIELD	10 /185 10 /179	WON 1st Innings
13	SOUTH SYDNEY	AUBURN SOUTH SYDNEY	9 /176 10 /172	WON 1st Innings
PRELIM SEMI	STRATHFIELD	AUBURN STRATHFIELD	10 /133 10 /238	LOST 1st Innings
SEMI FINAL	WARRINGAH	AUBURN WARRINGAH	9 /135 dec 10 /110	WON 1st Innings
FINAL	STRATHFIELD	AUBURN STRATHFIELD	10 /259 & 4 /59 10 /185 & 8 /162 dec	WON 1st Innings



### 3<sup>RD</sup> GRADE REPORT

Firstly I would like to congratulate all the members of the 3<sup>rd</sup> grade squad who made this an extremely enjoyable and rewarding season for all the players involved. There was always going to be some level of expectation in captaining a grade that has played in the past two grand finals, and with 5 players backing up from the disappointment of the last years grand final loss I was hoping that there would be no complacency, this proved to be the case.

My job as captain was made all the more easier due to the fact that every player in the squad played to win whilst at the same time turned up to have a laugh and encourage each other at all times. This intangible will to win, coupled with an enormous team spirit, was illustrated in the 5 or 6 very close games we won that could have went either way, this proved to be the difference between finishing equal first on points and missing the finals completely.

The one thing I have learnt over the years is that the teams that consistently perform are the best-balanced sides, this is something we definitely were this season. The result of this is that the burden of scoring the runs or taking the wickets never fell to the same 2 or 3 players, EVERYONE made a major contribution at some stage throughout the season. The side also had a great mix of youth and experience; this was exemplified by the fact that of the 9 players who had previously represented the Eagle there was a total of 910 games played. It also didn't take long for the new guys to embrace the "Eagle Spirit", a personal highlight for me was hearing Iain Cowan tell the side he wanted to play as many games for the club as Tony Ross (he had drunk a few beers at the time though!!!).

The obvious highlight for the side was winning the premiership, as a team is judged for its on field results, however I am sure that all the older guys in the team would agree that another highlight was seeing the emergence and maturity shown by the young guys. Players like Jonathon Weiley, Iain Cowan and Nathan Deery improved tremendously and proved to both themselves and the rest of team that they can perform in big game pressure. These players should use the experience they gained this season to build a foundation to play the higher grades in future seasons.

The key to our success was definitely the potency of our attack, this was backed up by arguably the most consistent fielding side in the competition. Whilst our batting was often brittle and inconsistent, we did just enough to consistently get the points and this built the momentum required to give the side the confidence in all types of situations. As with the previous two seasons our top order proved to be the weakest link with the team on average being 4/50, this is not due to lack of ability but to lack of patience and the inability to build partnerships. This may sound over critical but it needs to be mentioned that everyone in the top order did their job at some stage throughout the year, the problem was having 2 or 3 perform in the same innings!!! A definite room for improvement. Having said this though, the pressure that was built in the field with tight and consistent bowling backed up by spectacular fielding more than made up for this.

Thanks also needs to be extended to the players who played only a few games in 3<sup>rd</sup> grade, your efforts are much appreciated and not forgotten. These players include Ben Ainsworth, Chris Novosel, Waruna "Crunchie" Kumarage, Danny Dias, Daniel "3-D" Dawson, Mike Wood, Mick Rose, Greg Wilson and Simon West. Special mention to Peter Abboud who filled in as 12<sup>th</sup> man in the Semi and Grand Final.



## The Finals Campaign

### Qualifying Semi v Strathfield

After finishing the season proper equal first on points but second on quotient, the side must have felt that if we were going to get a second bite in the finals, why not use it. This is the only explanation I can think of as to why we saved our worst performance of the season for this semi. This was also the only game the side lost with its "full strength" side.

After playing Strathfield only 2 games earlier and winning in an extremely tight match, we knew that even though they had finished 5<sup>th</sup> this was going to be a very tough match, and that's exactly what it was. Strathfield played close to the perfect game scoring 230 on a great deck on Mona 1 with some sensible batting, we bowled quite well and fielded great and this score was definitely achievable. Unfortunately day 2 proved to be a nightmare with poor batting letting us down and the team bundled out for 130, full credit to Strathfield who bowled well on deck that was great to bat on.

Highlights: Slobber 4/43, Clinton Daley 3/47, Iain Cowan 31

### Major Semi v Warringah

3<sup>rd</sup> Grades 3<sup>rd</sup> straight semi against a higher placed Warringah, I think we are all sick of driving out there by now....

We were now placed fourth and playing the minor premiers for a place in the big one and lost our opening bowler Matt McDermott due to work commitments, talk about putting pressure on ourselves!! After 2 days of constant rain we knew that play would probably not start on time, however to our amazement the deck was almost perfect apart from a wet patch at one end on the return crease for a left arm over the wicket bowler, this held up play for 4 hours. With time running out and a Warringah side that weren't overly keen to get on, we lost the toss and had 57 overs to bat on the first day, 4/90 at the end of days play and it was still game on.

Day 2 saw much better weather but over night rain saw the "wet patch" reappear and play was held up for a further 2 hours... time was turning against us. I always felt that we needed at least 70 overs to bowl them out and after a brilliant 64 from Greg Ryan and solid 20's by Tony Ross and Nathan Willoughby we declared at 9/135 leaving 74 overs at them. This proved to be more than enough with great bowling from Jason Jewiss and Slobber and a game turning spell from Clinton that included a caught and bowled that no-one at the ground will forget, including the Warringah players. Unfortunately Clinton broke his thumb with another C & B and was rushed off to hospital, his season over. Warringah all out 111.

On to our 3<sup>rd</sup> Grand Final in a row.

Highlights: Greg Ryan 64, Jason Jewiss 3/30, Slobber 3/40, Clinton Daley 3/8 plus 2 caught and bowled.



### Grand Final v Strathfield

Our third game against Strathfield in 5 rounds and it was played at Lindfield Oval where we lost the Grand Final last year.

Now I'm not a superstitious man but the fact we were in different dressing rooms took a weight of my mind and after losing the toss and having to field things were panning out exactly the opposite to last year, a good start. Losing our most consistent performer all season was not the ideal preparation however one persons misfortune results in another's opportunity... enter Nathan Deery, who also filled in for Matt in the Semi. Another great effort with the ball allowed us to get early wickets and at one stage had them 9/138, they eventually scored 185 and set us a competitive target, three dropped catches didn't help our cause but fortunately we weren't made to pay. At the end of day 1 we were 5/86 with Ryno reaching 32 and the game was leaning toward a Strathfield victory unless we dug in with the bat.

Day 2 saw one of the great Grand Final partnerships with Tony Ross (58) and Nathan Deery (36) putting on a match winning 103 and then Slobber (49) and Jason Jewiss (38\*) effectively putting them out of the game with an 74 run stand. Strathfield then decided to delay our celebrations by batting again and trying to set us a target, we ended up only having to bat 32 overs in what fizzled out to a first innings win, and a night to remember. Thanks to the guys who waited back at Mona for our return, it was much appreciated.

Highlights: Matt McDermott 4/79, Jono Weiley 2/16, Iain Cowan 2/26, Slobber (Mark Mitchell) 4/41(2<sup>nd</sup> innings). Batting as above.

In my first season as captain at Auburn there are a few people that I would personally like to thank for all their assistance and guidance. Firstly my past skippers (who have all led Auburn teams in Grand Finals) Mike Wood, Nick Hopper and Michael Holmes, I have learnt a great deal from each of you. Scott Phillipson who was always available to give me advice when asked. Club coach Cameron Watson for his technical assistance and helping in warm ups for the qualifying semi. J.A for the fielding drills and for helping out tremendously in the semi to help dry the wicket enabling us to get on earlier than otherwise would have been the case. Marc Rouillon for all his work as club president and in organising teams, especially on Fridays! In particular I would like to thank Mike Wood for everything he has done for me since I have joined Auburn, probably the greatest influence on me regarding cricket (he set the standard in 95-96) and is personally responsible for all the dummy spits I threw on the field when there are dropped catches and miss fields!! The volume of work he does for the club is often unheralded.

Finally on behalf of the entire team I would like to thanks all the family and friends that supported us throughout the year, in particular Jenny Weiley, Doug Cowan, Joanne "Mrs. McDermott" Ponzo, Katie Willoughby, Mr. and Mrs. Willoughby, Cindy and Amos Ryan, Anna Marie Daley and Kathryne Vugrinec. Special mention must be made to the guys who traveled a long distance to watch us in the finals, namely John Aitken, Mike Wood, Cliff Treloar, Marc Cotter and Andrew Bettiol. Special thanks to Nathan Ross for turning up almost every week and helping with the warm ups, scoring and drinks.

Thanks also to the committee, sponsors, ground staff, Michael Potter and his team for the covers and everyone who assisted with canteen duties.



**Raoul Barbon**  
**3<sup>rd</sup> Grade Captain.**

### PLAYER PROFILES

#### Greg Ryan

“Toxic” had a fairly inconsistent season but still managed to score over 300 runs. Started the season in a blaze of glory with good scores in the first three games and deserved his promotion to 2<sup>nd</sup> grade, he came back after Christmas and his form struggled until the semi’s when he proved to be the most consistent batsmen over the three games. His close in fielding was of the usual high standard, as was some of his sledging. Still needs work in the fashion stakes but at least he has disposed of the trusty thongs, now he just needs a pair of shoes!!

#### Daniel Bettiol

“DB” had a fluctuating season playing in various grades before settling in 3’s. A patient opener with a good temperament, he played a few crucial innings, none more important than the match winning 47\* against Burwood. Was unlucky in the finals with a few dubious decisions and is one of the few batsmen in the side who can see the shine off the ball. A great team man who has the ability to recite run rates, strike rates and a batsman’s score ... all whilst in the field. Almost died from over excitement after taking a catch in the semi to have Warringah nine down. Thoroughly deserved a bowl this year.... Maybe next year.

#### Nathan Willoughby

“Willos” first season since moving to the Central Coast and it proved to be his most consistent. As our “3<sup>rd</sup> opener” Nathan often found himself at the crease in the first 5 overs. Technically Nathan is the most correct batsman in the side and coupled with his ferocious hitting proved to be a handful for most attacks. Labeled by Souths as our “ring in”. Highlights included a hard hitting 60 against Pennant Hills and a determined 27 against Holroyd on an inconsistent wicket. Needs to concentrate for longer periods to turn all those 20’s into 50’s. Excelled in the field toward the end of the season once he was moved out of the slips. This could be Willos last season at the Eagle due to travel and impending family commitments, hopefully this is not the case as he is a great clubman.

#### Iain Cowan

“Icey” came up from 4<sup>th</sup> grade due to very impressive performances with both bat and ball in his first season at Auburn and probably felt undue pressure as a result which effected his batting. He has the temperament and technique to play 1<sup>st</sup> grade in future seasons and I’m sure next season will see a lot more runs in 3<sup>rd</sup> grade. Was very impressive with the ball, can move it both ways and varies his pace well, bowled one of the unluckiest spells in the qualifying final resulting in 0/44 from 20 overs, a game in which he scored a well

composed 31 with the bat as well. A great fieldsman both on the ground and in the air. Was trying to set fashion trends with his sleeveless playing shirt, luckily it never took off. An allrounder of vast talent, I hope Iain fulfills his words to play more games for the Eagle than Tony Ross, Auburn will be the richer for it.



### Clinton Daley

"Bill" was the team's most consistent player throughout the year and made vital contributions with the bat, ball or outstanding fielding. Thoroughly deserved the 3<sup>rd</sup> grade player of the year award as he was always the first to help with pre game preparation and is a regular trainer. Bill had one of those seasons where everything went right and ended the season as probably 3<sup>rd</sup> grade shires most lethal bowler. Puts tremendous rip on the ball and his fielding off his own bowling is one of his strengths, took 9 C & B. This season also saw Bill consistently among the runs and played several important innings. Never one to take the middle ground, Clinton was always in the thick of the action both on and off the field. It was disappointing for him to miss the Grand Final with a broken thumb, as he became the heart and soul of the side with many inspirational performances. Always likes to field where he feels batsmen hit catches. Congratulations on a great season Clint.

### Tony Ross

Rosco was our side's link between Auburn's glory days and today, as the elder statesman of the team he always has stories regarding amazing feats of past players. This was never more evident than when we had the Grand Final won and Tony kept reminding us of a 2<sup>nd</sup> grade Auburn side that was rolled for 18 in the 2<sup>nd</sup> innings of a Grand Final!!! Still has an amazing passion and enthusiasm for the game and club, which rubs off on all the team. Tony had a really good season with the bat and his work behind the stumps was of a very high standard, particularly to the spinners. It was great to see Tony make significant contributions in the finals, this was highlighted by a man of match effort in the Grand Final with 58 runs. Needs to remember to take his "pills" on occasions and surprised us all by wearing one of the greatest shirts of all time to the Grand Final dinner. It has been a pleasure to play with Tony and he has taught me a lot on how to play the game. Will one day be spoken about in the same manner as he talks about past great Auburn players.

### Mark Mitchell

The best and most talented player in the side. It was due to unfortunate circumstances that Slobber found himself in 3's as he is a far better player than this grade but he did provide us with class and had the knack to dismiss the opposition's premier bats. Has the ability to consistently put it on the spot, this was illustrated when he spewed on a good length on the dance floor at St Patricks Tavern after the Grand Final resulting in Ryno getting kicked out!! Would have taken a lot more wickets if he didn't move the ball so far in both directions and showed us he is more than capable with the bat. A very passionate player who always gives 100%, Slobber doesn't mind letting the opposition know what is on his mind and his opinion of their ability (or lack of it!!). His highlight would have to be his hat trick against Strathfield. Congratulations on your season and we all hope to see you back playing with the Eagle again one day.

### Jono Weiley

"The Packet" started the season with a delivery that almost knocked out a square leg umpire and finished with 2/16 in the Grand Final. This was Jono's first full season on turf and he proved to be a very well liked and important member of the team. He is a good listener and the improvement in his game was there for all to see. An outstanding fielder who made gully his own. Jono has the ability to bowl long, tight spells by darting the ball with good accuracy



and is sure to take a lot more wickets once he gets the confidence to give the ball a good rip. A much better batsmen than his figures may suggest, as he proved with a match winning 31\* against Souths, next year should see a lot more runs hopefully batting higher up the order. Will definitely play higher grades in the future.

### Jason Jewiss

JJ is the type of person everyone wants to have in their team as he is always giving 110% with everything he does. He is one of funniest guys I have met who is respected by everyone in the team and admired by the young guys. Our opening bowler who swung the ball both ways, if he was given a dollar for every time a batsmen played and missed he would never have to pay fees again and he deserved a lot more wickets than he got. A very handy batsman that could easily bat a lot higher up the order and a reliable fielder with a very safe pair of hands. A quality sledger who enjoys firing up our team and getting fired up at the opposition. Like Willos, Jason traveled every week from the Central Coast and with a bit of luck will hopefully be playing with Auburn again, as he will be sorely missed. One word of advice, never ask him for a match!!!!

### Matt McDermott

Matt started the season like a man possessed ending with another great year with the ball taking over 30 wickets and has been the foundation of the 3<sup>rd</sup> grade attack for the past three seasons. A reliable opening bowler who can bowl 20 over spells and still not want to be taken off. Seams the ball both ways and complimented both Jason and Slobber perfectly. Once again Matt took more wickets than runs scored so the less said about his batting the better. A committed clubman who traveled up from Canberra during the latter half of the season, this unfortunately took a toll but he bounced back with a great spell in the Grand Final dismissing 4 of their top order. Took a leaf out of my book from last year as he was rarely seen helping with the covers or out in the middle umpiring!!!

### Paul Costin

"Costo" had a fairly up and down season by his standard but showed all of us he has the ability to be a competent allrounder. He displayed what he is capable of with the bat with solid knocks against Lane Cove and Canterbury Bexley and surprised a few people with his consistent line and length bowling. Would have been part of the Finals squad if not for a season ending ankle injury. I am sure next season will see a lot more runs and wickets from a guy who gives his all week in week out.

### Nathan Deery

Nathan came into 3's early in the season due to some exceptional performances in 4's but then struggled to maintain a permanent position and constantly fluctuated between the 2 grades. Another player who gives 100%, he was rewarded with a 12<sup>th</sup> man spot in the finals. Due to injury he came into the eleven and made the most of his opportunity playing a crucial role in us winning the Grand Final, a game of special significance for him. A player who I firmly believe has the ability to perform consistently in 3<sup>rd</sup> grade next season. Has a unique method when calling for catches "mine, mine, mine ... Yours". A great club man.



Nick Hopper

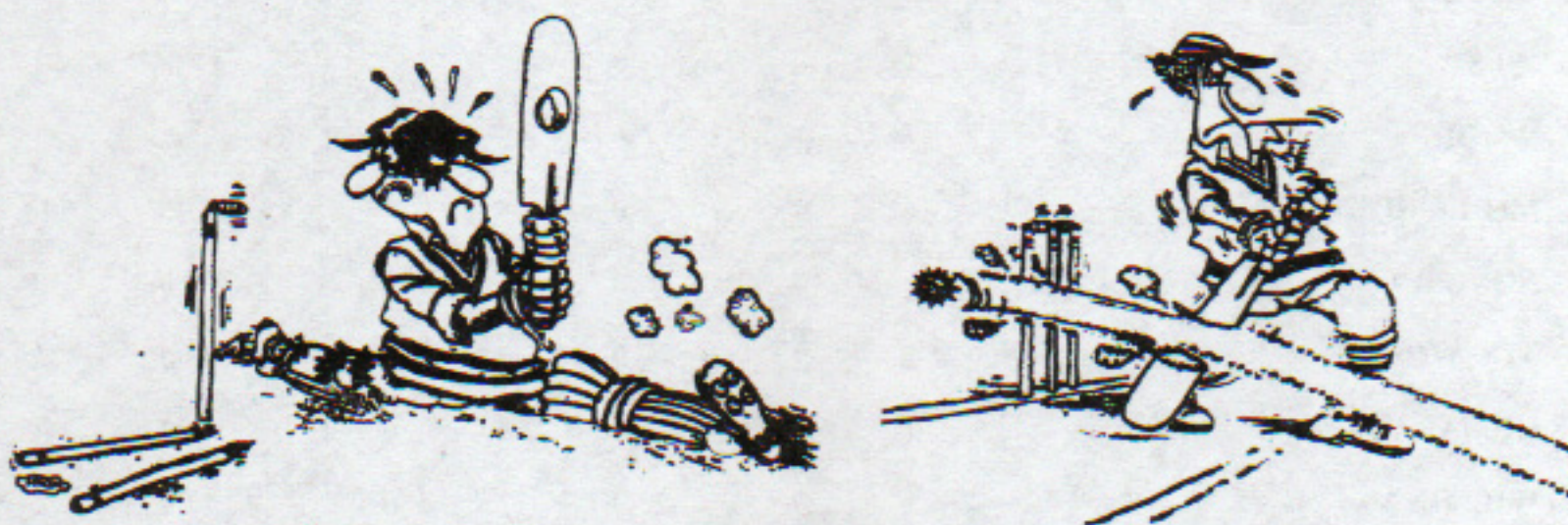
Nick only played a handful of games before leaving to travel around Australia however his legacy remained throughout the season. The best slip fielder I have played with, Nick set a standard that was impossible to maintain. He won us the game against Canterbury Bexley taking 5 catches, 3 of which were screamers. Still showed he can throw the bat

with 77\* against Roseville and his enthusiasm is contagious. His assistance early in the season was invaluable.

The Excalibur

This was the willow shared by both Tony Ross and Willos, our 2 highest run scorers. The bat deserves special mention as it constantly got the side out of trouble and was highly sought after by everyone in the top order. Not a bad effort considering it never went to training or participated in the pre game warm ups!!

**Raoul Barbon**  
3<sup>rd</sup> Grade Captain.



SUB-CONTINENT EXCALIBUR...!!



**THIRD GRADE AVERAGES 2001 - 02**

**BATTING**

NAME	RUNS	INNS	NO	50	100	HS	CTCH	ST	AVE	MTCH
T. ROSS	352	13	1	3	0	86	25	4	29.33	15
N. WILLOUGHBY	317	14	0	1	0	60	6		22.64	13
G. RYAN	295	15	3	2	0	64	6		24.58	12
R. BARBON	284	14	2	2	0	61 x	9		23.67	15
C. DALEY	229	13	2	1	0	56	11		20.82	13
D. BETTIOL	175	10	1	0	0	48	2		19.44	8
M. MITCHELL	168	7	1	1	0	60	2		28.00	10
N. HOPPER	134	8	1	1	0	77 x	13	1	19.14	6
P. COSTIN	121	9	1	0	0	43	1		15.13	6
I. COWAN	102	12	1	0	0	31	3		9.27	10
J. JEWISS	86	8	5	0	0	38 x	7		28.67	10
J. WEILEY	83	12	5	0	0	31 x	9		11.86	14
N. DEERY	71	6	1	0	0	36	2		14.20	5
D. DIAS	31	2	0	0	0	30	2		15.50	2
D. DAWSON	18	2	0	0	0	11	3		9.00	4
S. WEST	17	1	0	0	0	17	0		17.00	1
M. WOOD	15	1	1	0	0	15 x	0		-	1
M. McDERMOTT	11	7	3	0	0	5	4		2.75	12
C. NOVOSEL	10	2	0	0	0	8	0		5.00	2
B. AINSWORTH	8	2	1	0	0	5	1		8.00	2
W. KUMARAGE	4	1	0	0	0	4	0		4.00	1
G. WILSON	2	1	0	0	0	2	0		2.00	1
M. ROSE	0	1	0	0	0	0	2		0.00	2



HEY... CHARLIE, MAYBE THEY WANT US TO HATCH THIS THING

... THEY KEEP BELTING IT AT US... !



# THIRD GRADE AVERAGES

2001 - 02

## BOWLING

<u>NAME</u>	<u>WICK</u>	<u>O</u>	<u>M</u>	<u>RUN</u>	<u>BEST</u>	<u>SEOR</u>	<u>AVE</u>	<u>MTCH</u>
C. DALEY	35	111.1	27	327	5/27	1	9.34	13
M. MITCHELL	35	163.3	49	385	4/12		11.00	10
M. McDERMOTT	34	207.4	52	549	4/20		16.15	12
J. JEWISS	15	122.3	31	324	3/30		21.60	10
J. WEILEY	13	130	23	308	2/6		23.69	14
P. COSTIN	7	19	5	40	4/16		5.71	6
R. BARBON	7	38	12	96	3/20		13.71	15
B. AINSWORTH	7	30.3	6	100	4/18		14.29	2
M. ROSE	7	52	13	138	2/7		19.71	2
I. COWAN	7	74	15	207	2/26		29.57	10
D. DAWSON	5	55.3	12	163	2/36		32.60	4
M. WOOD	2	11	3	20	2/20		10.00	1
C. NOVOSEL	1	16	1	60	1/52		60.00	2
W. KUMARAGE	0	10	4	42	0/42		-	1
N. DEERY	0	3	3	0	-		-	5
N. HOPPER	0	2	0	5	0/5		-	6
G. RYAN	0	1	0	9	0/9		-	12
N. WILLOUGHBY	0	1	0	4	0/4		-	13



NO WAY FRED, .....THIS THING KICKS LIKE A MULE ..... !



**3RD GRADE OUTSTANDING PERFORMANCES 2001-02**

**BATTING**

T. ROSS	86	V'S	PENNANT HILLS
T. ROSS	58	V'S	STRATHFIELD
T. ROSS	50	V'S	LINDFIELD
N. HOPPER	77*	V'S	ROSEVILLE
G. RYAN	64	V'S	WARRINGAH
G. RYAN	61*	V'S	ROSEVILLE
R. BARBON	61*	V'S	CANT-BEXLEY
R. BARBON	52	V'S	STRATHFIELD
M. MITCHELL	60	V'S	PENNANT HILLS
M. MITCHELL	49	V'S	STRATHFIELD
N. WILLOUGHBY	60	V'S	PENNANT HILLS
N. WILLOUGHBY	43	V'S	ROSEVILLE
C. DALEY	56	V'S	MACQUARIE
D. BETTIOL	48	V'S	CANT-BEXLEY
B. TRELOAR	47*	V'S	BURWOOD
P. COSTIN	43	V'S	LANE COVE

**BOWLING**

C. DALEY	5 / 27	V'S	CANT-BEXLEY
C. DALEY	4 / 22	V'S	PENNANT HILLS
M. MITCHELL	4 / 12	V'S	HOLROYD HILLS
M. MITCHELL	4 / 41	V'S	STRATHFIELD
M. MITCHELL	4 / 43	V'S	STRATHFIELD
P. COSTIN	4 / 16	V'S	ROSEVILLE
B. AINSWORTH	4 / 18	V'S	LINDFIELD
M. McDERMOTT	4 / 20	V'S	BURWOOD
M. McDERMOTT	4 / 23	V'S	LANE COVE
M. McDERMOTT	4 / 79	V'S	STRATHFIELD

**3RD GRADE 50+ PARTNERSHIPS 2001 - 02**

118*	G. RYAN & N. HOPPER	3RD	v's	ROSEVILLE
118	T. ROSS & M. MITCHELL	8TH	v's	PENNANT HILLS
103	N. DEERY & T. ROSS	5TH	v's	STRATHFIELD
74	M. MITCHELL & J. JEWISS	9TH	v's	STRATHFIELD
66	G. RYAN & N. WILLOUGHBY	2ND	v's	ROSEVILLE
63	R. BARBON & C. DALEY	5TH	v's	MACQUARIE UNI
61	T. ROSS & C. DALEY	6TH	v's	LINDFIELD
60	R. BARBON & T. ROSS	6TH	v's	CANT-BEXLEY
58	N. WILLOUGHBY & C. DALEY	4TH	v's	HOLROYD HILLS
57	R. BARBON & T. ROSS	6TH	v's	STRATHFIELD
55	D. BETTIOL & R. BARBON	5TH	v's	CANT-BEXLEY
51	P. COSTIN & C. DALEY	4TH	v's	LANE COVE



## 3RD GRADE STATISTICS FROM 1964 - 65

### CENTURIES IN 3RD GRADE: (21)

W. MARSHALL	3	S. LAING	1	G. GUTHRIE	1
G. RYAN	3	G. CLARKE	1	C. ZAMMITT	1
R. LOPEZ	2	T. ROSS	1	S. SATHIAH	1
P. PERKINS	1	N. YOUNIS	1	C. WILKINSON	1
R. GENTLES	1	C. CLUNAS	1		
C. RYAN	1	A. LAWSON	1		

<u>MOST RUNS IN A SEASON:</u>	769	R. LOPEZ	1998 - 99
<u>MOST WICKETS IN A SEASON:</u>	80	K. WILLIAMS	1966 - 67
<u>BEST BATTING AVERAGE:</u>	64.08	R. LOPEZ	1998 - 99
<u>BEST BOWLING AVERAGE:</u>	6.4	R. JOHNSON	1976 - 77
<u>MOST CATCHES IN A SEASON:</u>	25	T. ROSS (Wkt-Kpr) **	2001 - 02
	22	D. TRIBOLET (Fielder)	1966 - 67
<u>MOST DISMISSALS IN A SEASON:</u>	30	C. CLUNAS (Wkt-Kpr)	1995 - 96
		( 18 ct , 12 st )	
<u>HIGHEST INDIVIDUAL SCORE:</u>	170*	R. LOPEZ	1998 - 99
<u>MOST WICKETS IN AN INNINGS:</u>	10/43	K. WILLIAMS	1966 - 67

### TEAM SCORES

<u>HIGHEST:</u>	FOR :	8/352 dec	v's	MACQUARIE UNI	1998 - 99
	AGAINST :	356	v's	EPPING	1980 - 81
<u>LOWEST:</u>	FOR :	35	v's	BAULKHAM HILLS	1984 - 85
	AGAINST :	19	v's	MOSMAN	1965 - 66

### BEST PARTNERSHIP FOR EACH WICKET

<u>WKT</u>	<u>SCORE</u>	<u>PARTNERSHIP</u>	<u>OPPONENT</u>	<u>SEASON</u>
1ST	151	J. KHALIFEH & P. LEACY	v's CANTERBURY	1971 - 72
2ND	145	W. MARSHALL & C. ZAMMITT	v's STRATHFIELD	1985 - 86
3RD	124	M. COTTER & S. LAING	v's LINDFIELD	1982 - 83
4TH	164	T. BYRNES & G. KENNY	v's BURWOOD	1986 - 87
5TH	134	D. TRIBOLET & K. JAMES	v's UNI OF NSW	1964 - 65
6TH	149	A. LAWSON & G. KENNY	v's BLACKTOWN	1995 - 96
7TH	101	A. MIHALJ & J. D'SILVA	v's HOLROYD	1998 - 99
8TH	142	R. LOPEZ & M. WOOD	v's MACQUARIE	1998 - 99
9TH	93*	T. PAGANO & R. JOHNSON	v's EPPING (SEMI)	1986 - 87
10TH	81	S. LAING & S. GUTHRIE	v's EPPING II	1980 - 81



## 3RD GRADE MATCH STATISTICS SINCE 1967 - 68

### WIN / LOSS RATIO AGAINST ALL OPPONENTS

OPPONENT	GAMES PLAYED	FIRST INNS		OUTRIGHT		DRAW	TIE
		WIN	LOSS	WIN	LOSS		
BAULKHAM HILLS }}	12	6	1	0	1	4	0
HILLS SHIRE	4	1	1	1	0	1	0
BEXLEY }}	12	5	2	3	1	1	0
CANTERBURY-BEXLEY	5	2	0	1	0	2	0
BLACKTOWN	7	3	3	1	0	0	0
BURWOOD	44	18	11	2	3	8	2
CANTERBURY **	34	14	11	3	1	5	0
EPPING	58	16	21	4	3	13	1
LANE COVE	41	16	7	8	2	8	0
LINDFIELD	35	15	10	5	0	4	1
MACQUARIE UNI	30	14	7	2	3	4	0
PENNANT HILLS	33	12	13	2	0	5	1
ROSEVILLE	20	9	6	3	0	1	1
SOUTH SYDNEY	8	4	4	0	0	0	0
STRATHFIELD	20	9	7	1	1	2	0
WARRINGAH	27	15	7	1	0	4	0
WENTWORTHVILLE }}	32	13	11	3	2	3	0
HOLROYD HILLS *	9	4	3	1	0	1	0
<hr/>							
UNI NSW **	16	6	3	2	2	3	0
CUMBERLAND **	4	0	1	0	2	1	0
ST. GEORGE **	4	0	1	0	1	2	0
OTHERS **	9	2	3	1	1	2	0
<hr/>							
<b>TOTALS</b>	<b>464</b>	<b>184</b>	<b>133</b>	<b>44</b>	<b>23</b>	<b>74</b>	<b>6</b>

<b><u>SUMMARY :</u></b>	<b>TOTAL PLAYED.....</b>	<b>464</b>	
	<b>TOTAL WON.....</b>	<b>228</b>	<b>( 49.1% )</b>
	<b>TOTAL LOST.....</b>	<b>156</b>	<b>( 33.6% )</b>
	<b>DRAWN / TIED.....</b>	<b>80</b>	<b>( 17.2% )</b>

<b><u>QUARTER FINALS</u></b>	<b>PLAYED</b>	<b>4</b>	<b>WON 2</b>	<b>LOST 1</b>	
			<b>WINNING DRAW 0</b>	<b>LOSING DRAW 1</b>	

<b><u>SEMI FINALS</u></b>	<b>PLAYED</b>	<b>13</b>	<b>WON 10</b>	<b>LOST 2</b>	
			<b>WINNING DRAW 0</b>	<b>LOSING DRAW 1</b>	

<b><u>FINALS</u></b>	<b>PLAYED</b>	<b>10</b>	<b>WON 3</b>	<b>LOST 5</b>	
			<b>WINNING DRAW 1</b>	<b>LOSING DRAW 1</b>	

N.B. A winning / losing draw is determined by a team's position on the competition table in the event of a semi or final being drawn or tied.

- \*\* Teams with this symbol are no longer in the competition.
- }} Wentworthville changed their name to Holroyd in 1993 - 94.
- }} Baulkham Hills changed their name to Hills Shire in 1996 - 97.
- }} Bexley changed their name to Canterbury-Bexley in 1997 - 98.
- \* Holroyd changed their name to Holroyd Hills in 2000 - 01.



**4TH GRADE TEAM SCORES AND RESULTS 2001 - 02**

<u>ROUND</u>	<u>OPPONENT</u>	<u>SCORES</u>	<u>RESULT</u>	
1	LINDFIELD	AUBURN LINDFIELD	7 /178 dec 10 /171 & 5 /141	WON 1st Innings
2	ROSEVILLE	AUBURN ROSEVILLE	10 /204 10 /180	WON 1st Innings
3	WARRINGAH	AUBURN WARRINGAH	5 /343 10 /153 & 3 /146	WON 1st Innings
4	BURWOOD	AUBURN BURWOOD	10 /210 10 /147 & 8 /40	WON 1st Innings
5	PENNANT HILLS	AUBURN PENNANT HILLS	10 /64 & 10 /206 10 /147 & 8 /40	LOST 1st Innings
6	CANT-BEXLEY	AUBURN CANT-BEXLEY	10 /112 & 4 /117 10 /149 & 10 /76	WON Outright
7	BLACKTOWN	AUBURN BLACKTOWN	10 /102 8 /181	LOST 1st Innings
8	EPPING	AUBURN EPPING	10 /161 10 /172	LOST 1st Innings
9	MACQUARIE UNI	AUBURN MACQUARIE UNI	8 /265 dec 10 /228	WON 1st Innings
10	LANE COVE	AUBURN LANE COVE	- -	WASH OUT
11	HOLROYD HILLS	AUBURN HOLROYD HILLS	10 /132 10 /137	LOST 1st Innings
12	STRATHFIELD	AUBURN STRATHFIELD	10 /165 & 4 /85 10 /115 & 5 /82	WON 1st Innings
13	SOUTH SYDNEY	AUBURN	10 /124 5 /127	LOST 1st Innings



### *Fourth Grade Captain's Report*

The 2001-2002 4th grade season started with much promise, but ultimately ended in disappointment. We were among the front runners for the first half of the season, but lost our way after Christmas, and just failed to make the semi-finals. To illustrate, our win-loss record can be divided into two clear parts: Won 5, Lost 2 in 2001, Won 2, Lost 3, Drew 1 in 2002. While we must accept responsibility for our own performance, it should be pointed out that with a little luck, we would have qualified comfortably for the semi-finals. Consider that:

- ◆ Our game against Lane Cove, the bottom-placed club, was completely washed out on both days. The club that beat us to sixth spot (Roseville) did so on the back of an outright win over Lane Cove.
- ◆ We suffered a number of very close defeats (Pennant Hills, Epping, Holroyd Hills) which robbed us of badly needed points at crucial times during the season.
- ◆ As is often the case at Auburn, we had difficulty establishing a settled 4th grade side due to constant personnel changes. Only two players played more than 9 games in 4th grade this season – myself and Brendan Edwards.
- ◆ The loss of two of our most experienced players, Jason Bell and Saxon Bowles, to injury for the majority of the season, cost us not only their invaluable skills, but also their experience, of great importance given the large number of young cricketers who played 4th grade during the season.

Ultimately, however, it was our inability to consistently chase small totals that cost us this season (Blacktown, Epping, Holroyd Hills, Canterbury-Bexley in the first innings), and this must be put down to lack of concentration. Often we would be heading towards an easy win, only to lose quick wickets and fold under pressure, letting the victory slip away.

Our batting showed promise, although we found it difficult to find a settled top three after Jason Bell was injured. Strong performers with the bat were Brendan Edwards (326 runs, top score 67), Nathan Deery (220 runs, top score 85) and Byron Frankson (159 runs, top score 87). There is no doubt that the ability is there - only consistency is lacking.

Our bowling this year was our strength. We were almost always able to dismiss our opponents for modest scores, although occasionally we lacked the ability to put sides away when we had them in trouble (for example, we had Canterbury Bexley 8-50, only to allow them to get 147). For much of the season our attack was a little short on pace, but our bowlers made up for this with good line and length and movement. Our best bowlers this season were Michael Potter (22 wickets at 9.91), Chris Novosel (17 wickets at 13.18) and Gordon Starkey (15 wickets at 16.6).

Special mention should be made of Ian Cowan's twin achievements of the highest score (147 not out) and the best bowling figures (6/23) in 4th Grade for the season. Not surprisingly, Ian was promoted to 3rd grade pretty soon after that!



While the failure to make the semi-finals was disappointing, there were a lot of positives to come out of the season. Primary amongst these was the emergence of a significant number of promising young players from the ranks of fourth grade: Ian Cowan, Brendan Edwards, Greg Wilson (all students from Oak Hill College introduced to the club by Saxon Bowles), Byron Frankson, Gordon Starkey and Nathan Deery were all major contributors to 4th grade this season. I hope all these players can be retained by the club and move up the grades in the near future. They certainly have the potential to do so. In the case of Ian Cowan and Nathan Deery, this potential has already been realised, as both played significant parts in 3rd grade's premiership victory.

My thanks to:

- ◆ Paul Costin for filling in as captain while I was away
- ◆ Michael Potter for his assistance on and off the field
- ◆ John Aitken and his 5th grade team for putting up with late team changes
- ◆ All those players who passed through or spent some of their season in 4th grade – we appreciate your contribution, even if you didn't get a mention in the player profiles!

The goals of a 4th grade Shires captain are to achieve the best possible results given the available personnel, to ensure the team enjoys their cricket, and to assist in the development of the younger players to prepare them for higher grades. I feel that the latter two goals were achieved this season, and, while the team sometimes did not play to its full potential, I feel confident that all members of the team will benefit from the experience, and move on to bigger and better things in coming years. As mentioned elsewhere in this report, I am working in Switzerland for 18 months, so I look forward to watching their progress from afar.

*Marc Rouillon*  
*Fourth Grade Captain*

DIS AUSTALIA GAME...  
NOT BE LIKE DE ICE HOCKEY,  
BUT DE UNIFORMS IST GOOD. .



ROUILLON, SHOWING THE LOCALS  
HOW TO PLAY . . !



## PLAYER PROFILES

### Andrew Baker

Andrew has a lot of promise as a leg spinner and will have gained a lot from his first season with the club. Once Andrew has experienced more cricket on turf, his leg spin bowling will develop more consistency – he was able to bowl some unplayable deliveries (which would beat your average 4th Grade batsmen by a foot). If Andrew is prepared to work hard on his game there is no reason why he cannot play higher grade cricket, the potential is there.

### Nathan Deery

Nathan consolidated his position as a regular 4th Grader last season, and this year his batting moved up a notch. Due to his consistently good batting performances, Nathan played a number of games in 3rd Grade, culminating in a joint man-of-the-match performance (36 runs) in the 3rd Grade Grand Final. A 67 against Roseville and 85 against Warringah in 4ths would otherwise have been the highlight of his season! Nathan's bowling suffered from a lack of opportunities this season but if he is prepared to keep at it he can become a genuine allrounder.

### Danny Dias

2001-2002 was a disappointing season for Danny. Whilst not having the best of seasons with the bat, Danny showed what he is capable of with a top score of 31 against Burwood, as well as a solid score of 30 as a replacement in 3rd Grade. As always, his ground fielding was excellent all season. I have no doubt that Danny will bounce back bigger and better in 2002/03.

### Brendan Edwards

Brendan is one of the 'Oak Hill connection' – one of a number of students brought to the club by Saxon Bowles. Brendan, is a hard-hitting middle order batsmen, and an excellent cover fieldsman. He had an excellent year, topping the 4th Grade batting aggregates with 326 runs at 27.17, with a top score of 67 against Strathfield, as well as consecutive scores of 52 against Warringah and Burwood. Brendan has a good eye and excellent technique and just needs to temper his natural aggression to turn good scores into bigger ones and which will produce more consistency in his batting. Brendan surely has a big future with Auburn as he gains experience.

### Byron Frankson

Byron had an up-and-down season, his first with Auburn. He always looked the goods but seemed to get himself out just when he was getting settled. A short stint in 5th Grade, where he scored a big hundred, gave him confidence, and he scored an excellent 87 against Macquarie Uni on his return to 4ths. While only averaging 20, Byron made it clear that he has the talent to play in the higher grades in future seasons. As with most 4th Grade batsmen this season, consistency is the key missing ingredient.



### Chris Novosel

Chris had a good season with the ball, taking 17 wickets at 13.18. He earned a promotion to 3rd Grade with a brilliant performance against Pennant Hills, taking 5/8 and 4/28 to take Auburn within an ace of an outright victory. His batting was somewhat disappointing in 4th Grade, scoring 130 runs at 11.8. The highlight was a fantastic 28 in a few overs to take us within a whisker of victory against Holroyd Hills. He clearly has the ability and talent to be a very good higher grade allrounder. Chris's destiny is in his own hands, natural talent will only get you so far, it is the individual who is prepared to work hard and make the most of this talent that will succeed. I hope Chris can take his cricket to a new level next season.

### Michael Potter

Mike 'Potsy' started off the season in 5<sup>th</sup> Grade and by just hard work and persistence was promoted to 4<sup>th</sup> Grade, where he ended up having his best season for the club, taking a combined total of 32 wickets for both grades. In 4ths, he was the leading wicket taker with 22 at 9.91, a reward for consistent line and length. Potsy with his performances this season has consolidated his position in 4<sup>th</sup> Grade for next season and there is no reason why he cannot press for a spot in 3<sup>rd</sup> Grade in 2002/03. Potsy is a prime example of what rewards can come your way when you are prepared to work hard at training and have the attitude to never give less than 100% in any game, no what the state of the game maybe.

### Gordon Starkey

'Flash' returned to the club a couple of months into the season after completing his HSC. From that time, he was our most dangerous bowler, consistently able to take the new ball away from the bat and get the edge. His best performances were 5/26 against Canterbury-Bexley and 4/21 against Strathfield. Gordon batting lacked the consistency of last season, however, this could be attributed to his late start to the season. Another player who has the batting and bowling skills to be a force in the higher grades in the years to come. Gordon's highest score this season was a solid 26 against Epping. Unfortunately, Gordo's season was cut short by a finger injury, which put him out of the last game of the season. A talented cricketer with much to offer in future seasons.

### Greg Wilson

Greg is another quality cricketer from the Oak Hill College production line, who impressed all who saw him play. He scored 140 runs at 28 in just 5 games in 4th Grade, including a top score of 55 opening the batting against Macquarie Uni. He fielded well in slips and is a useful left arm wrist spin bowler. Greg's immaculate technique will stand him in good stead as he moves up the grades in future seasons.

### Ian Cowan

Yet another Oak Hill boy, Ian started the season in 4th Grade, before after some outstanding performances moving up to 3rd Grade. The reasons for this are not too hard to find – Ian made the highest score (147 not out) and produced the best bowling



figures (6/23) in 4th Grade for the season. Ian's innings of 147 not out was all class and even more remarkable when you consider that this was Ian's first season on turf. Ian went on to become a key member of the premiership winning 3rd Grade side. Ian has a tremendous future in the game.

### Waruna Kumarage

Waruna had a truncated season due to injury. When he finally got back on the field, he was able to add some genuine pace to the 4th Grade attack. He often bowled without luck, but always gave his best, most notably in a marathon couple of spells against Strathfield when he took 4/21.


### Jason Bell

Having relinquished the 4th Grade captaincy this year, Jason was looking forward to a relaxing season, only to badly break a finger against Warringah – his first game of the season! Maybe he should take the captaincy back – it's safer!

### Saxon Bowles

Another regular team member who had an injury disrupted season. Some say that his best mate, Jason Bell was lost without his sidekick, just like Batman without Robin, and went out injured in sympathy. Saxon certainly made up for not being able to play by bringing a number of talented young cricketers from Oakhill College to the club. Thanks Saxes.

TRY THIS...ANYTHINGS BETTER  
THAN THE CRAP YOU'VE  
BEEN BOWLING . . . !





# FOURTH GRADE AVERAGES

2001 - 02

## BATTING

NAME	RUNS	INNS	NO	50	100	HS	CTCH	ST	AVE	MTCH
B. EDWARDS	326	13	1	3	0	67	4		27.17	10
I. COWAN	226	4	1	0	1	147 x	2		75.33	4
N. DEERY	220	8	2	2	0	85	3		36.67	7
B. FRANKSTON	159	8	0	1	0	87	5		19.88	7
G. WILSON	140	5	0	1	0	55	3		28.00	5
C. NOVOSEL	130	11	0	0	0	28	5		11.82	8
M. ROUILLON	104	12	2	0	0	19	14	2	10.40	11
G. STARKEY	97	8	1	0	0	26	3		13.86	7
P. COSTIN	94	3	0	1	0	78	1		31.33	2
D. DIAS	72	7	0	0	0	31	3		10.29	6
J. NOYES	60	2	0	0	0	48	4		30.00	2
B. BERGAN	58	4	0	0	0	33	2	1	14.50	3
J. BELL	55	5	0	0	0	32	2		11.00	4
A. BAKER	54	6	2	0	0	21	1		13.50	6
M. GRUSZKA	51	5	0	0	0	33	1		10.20	4
M. MITCHELL	45	1	0	0	0	45	0		45.00	1
M. KOSZEK	44	2	0	0	0	34	2		22.00	1
R. EVANS	40	1	0	0	0	40	1		40.00	1
W. KUMARAGE	34	4	1	0	0	15	1		11.33	4
A. MIHALJ	31	2	0	0	0	28	4		15.50	2
J. KING	31	5	2	0	0	20 x	2		10.33	4
M. POTTER	25	7	3	0	0	10	5		6.25	8
G. SANDERS	20	2	0	0	0	18	0		10.00	1
M. TRELOAR	19	1	0	0	0	19	1		19.00	1
B. O'CONNEL	14	2	0	0	0	8	3		7.00	2
J. COOK	13	1	0	0	0	13	1		13.00	1
R. LOPEZ	13	1	0	0	0	13	1		13.00	1
D. BETTIOL	12	1	0	0	0	12	2		12.00	1
S. BOWLES	12	2	2	0	0	8 x	0		-	2
A. MYERS	9	1	0	0	0	9	2		9.00	1
A. LOVERIDGE	9	1	0	0	0	9	0		9.00	1
S. WEST	5	1	0	0	0	5	0		5.00	1
B. TRELOAR	5	2	0	0	0	5	0		2.50	1
T. WOOD(Th)	5	1	1	0	0	5 x	0		-	1
B. STONE	4	1	0	0	0	4	0		4.00	1
C. WHITE	4	1	0	0	0	4	0		4.00	1
A. BETTIOL	3	2	1	0	0	3	0		3.00	1
D. McNAIR	3	1	1	0	0	3 x	1		-	1
N. WHITE	0	1	0	0	0	0	0		0.00	1
M. ROSE	0	1	0	0	0	0	0		0.00	1
C. SMITH	0	1	1	0	0	0 x	0		-	2
J. JEWISS	0	0	0	0	0	0	2		-	1



**FOURTH GRADE AVERAGES 2001-02**

**BOWLING**

<u>NAME</u>	<u>WICK</u>	<u>O</u>	<u>M</u>	<u>RUN</u>	<u>BEST</u>	<u>SFOR</u>	<u>AVE</u>	<u>MTCH</u>
M. POTTER	22	96.3	24	218	4/19		9.91	8
C. NOVOSEL	17	74.3	18	240	5/8	1	14.12	9
G. STARKEY	15	80	15	249	5/26	1	16.60	7
I. COWAN	14	47	13	110	6/23	1	7.86	4
J. KING	13	62.4	12	156	4/31		12.00	4
W. KUMARAGE	9	70	24	141	4/27		15.67	4
J. JEWISS	6	21	4	75	3/36		12.50	1
A. BAKER	6	58.2	5	228	2/49		38.00	6
M. KOSZEK	5	19	4	42	3/32		8.40	1
C. SMITH	5	33	4	98	3/33		19.60	2
M. MITCHELL	3	10	3	30	3/30		10.00	1
A. BETTIOL	3	17	5	38	3/31		12.67	1
T. WOOD(Th)	3	17	0	52	2/29		17.33	1
G. WILSON	3	18	2	82	2/28		27.33	5
J. BELL	2	3.4	0	19	2/1		9.50	4
R. LOPEZ	2	15	5	33	2/33		16.50	1
P. COSTIN	2	24	8	54	1/15		27.00	2
B. STONE	2	25	9	57	2/57		28.50	1
N. DEERY	2	19	0	99	2/18		49.50	7
D. BETTIOL	1	0.3	0	1	1/1		1.00	1
A. MYERS	1	7	3	12	1/12		12.00	1
J. COOK	1	10	0	26	1/26		26.00	1
M. GRUSZKA	1	5	0	31	1/18		31.00	4
M. ROSE	0	16	6	36	0/12		-	1
R. EVANS	0	9	3	34	0/10		-	1
M. ROUILLON	0	8	0	27	0/27		-	11
B. FRANKSTON	0	6	0	23	0/23		-	7
M. TRELOAR	0	5	1	25	0/25		-	1
S. BOWLES	0	5	1	24	0/24		-	2
D. McNAIR	0	5	2	16	0/16		-	1
N. WHITE	0	4	0	23	0/23		-	1
S. WEST	0	3	0	18	0/18		-	1
B. EDWARDS	0	2	0	23	0/9		-	10



**4TH GRADE OUTSTANDING PERFORMANCES 2001 - 02**

**BATTING**

I. COWAN	147*	V'S	WARRINGAH
I. COWAN	49	V'S	BLACKTOWN
B. FRANKSTON	87	V'S	MACQUARIE UNI
N. DEERY	85	V'S	WARRINGAH
N. DEERY	67	V'S	ROSEVILLE
P. COSTIN	78	V'S	PENNANT HILLS
B. EDWARDS	67	V'S	STRATHFIELD
B. EDWARDS	52*	V'S	WARRINGAH
B. EDWARDS	52	V'S	BURWOOD
G. WILSON	55	V'S	MACQUARIE UNI
J. NOYES	48	V'S	MACQUARIE UNI
M. MITCHELL	45	V'S	BURWOOD
R. EVANS	40	V'S	LINDFIELD

**BOWLING**

I. COWAN	6 / 23	V'S	ROSEVILLE
C. NOVOSEL	5 / 8	V'S	PENNANT HILLS
C. NOVOSEL	4 / 28	V'S	PENNANT HILLS
G. STARKEY	5 / 26	V'S	CANTERBURY-BEXLEY
G. STARKEY	4 / 21	V'S	STRATHFIELD
M. POTTER	4 / 19	V'S	CANTERBURY-BEXLEY
M. POTTER	4 / 53	V'S	WARRINGAH
W. KUMARAGE	4 / 27	V'S	STRATHFIELD
J. KING	4 / 31	V'S	CANTERBURY-BEXLEY
J. KING	4 / 35	V'S	BLACKTOWN

**4TH GRADE 50+ PARTNERSHIPS 2001 - 02**

168	N. DEERY & I. COWAN	2ND	v's WARRINGAH
84	J. NOYES & B. FRANKSTON	6TH	v's MACQUARIE UNI
80	M. MITCHELL & B. EDWARDS	7TH	v's BURWOOD
71	B. BERGAN & P. COSTIN	1ST	v's PENNANT HILLS
51	B. EDWARDS & W. KUMARAGE	9TH	v's STRATHFIELD



## 4TH GRADE STATISTICS FROM 1982 - 83

### CENTURIES IN 4th GRADE : ( 25 )

T. SANDERSON	2	G. RYAN	1	A. DOWNTON	1
J. BELL	3	C. RYAN	1	W. SAUNDERS	1
A. FARLEY	1	D. HARVEY	1	D. METCALFE	1
M. COTTER	1	C. ZAMMITT	1	G. WESTERBERG	1
T. RICHARDS	1	D. FISHER	1	D. BETTIOL	1
W. SHEARGOLD	1	J. COOK	1	T. ROSS	1
S. BLOMFIELD	1	R. PALAMINO	1	B. BERGAN	1
I. COWAN	1				

<u>MOST RUNS IN A SEASON :</u>	480	J. BELL	1998 - 99
<u>MOST WICKETS IN A SEASON :</u>	38	A. JULIEN	1988 - 89
<u>BEST BATTING AVERAGE :</u>	49.60	T.ROSS	1999 - 00
<u>BEST BOWLING AVERAGE :</u>	6.54	R. JOHNSON	1985 - 86
<u>MOST CATCHES IN A SEASON :</u>	24	J. BELL (Wkt-Kpr)	2000 - 01
	14	J. BELL (Fielder)	1997 - 98
<u>MOST DISMISSALS IN A SEASON :</u>	28	J. BELL (Wkt-Kpr) ( 24 ct , 4 st )	2000 - 01
<u>HIGHEST INDIVIDUAL SCORE :</u>	151*	G. WESTERBERG	1982 - 83
<u>MOST WICKETS IN AN INNINGS :</u>	8/34	I. ZUBAK	1985 - 86

### TEAM SCORES

<u>HIGHEST :</u>	FOR :	350	v's	LANE COVE (Final)	1984 - 85
	AGAINST :	7/ 422	v's	SOUTH SYDNEY	1997 - 98
<u>LOWEST :</u>	FOR :	19	v's	BURWOOD	1995 - 96
	AGAINST :	30	v's	EPPING	1988 - 89

### BEST PARTNERSHIP FOR EACH WICKET

<u>WKT</u>	<u>SCORE</u>	<u>PARTNERSHIP</u>	<u>OPPONENT</u>	<u>SEASON</u>
1ST	152	S. BLOMFIELD & W. SHEARGOLD	v's STRATHFIELD	1986 - 87
2ND	278*	T. SANDERSON & G. RYAN	v's STRATHFIELD	1986 - 87
3RD	182	G. WADE & G.WESTERBERG	v's PENNANT HILLS	1982 - 83
4TH	139	T. RICHARDS & W. SHEPHERD	v's LINDFIELD	1984 - 85
5TH	168	N. DEERY & I. COWAN	v's WARRINGAH *****	2001 - 02
6TH	110	G. SANDERS & B. BERGAN	v's ROSEVILLE	2000 - 01
7TH	87	J.BELL & D. BETTIOL	v's MACQUARIE UNI	1995 - 96
8TH	62	S. BLOMFIELD & J. MATTA	v's LANE COVE	1990 - 91
9TH	90	D. DAWSON & S. BOWLES	v's EPPING	2000 - 01
10TH	72*	J. WALSH & D. SUCHY	v's LINDFIELD	1986 - 87



## 4TH GRADE MATCH STATISTICS SINCE 1967 - 68

### WIN / LOSS RATIO AGAINST ALL OPPONENTS

OPPONENT	GAMES PLAYED	FIRST INNS		OUTRIGHT		DRAW	TIE
		WIN	LOSS	WIN	LOSS		
BAULKHAM HILLS }}	13	6	3	1	0	2	1
HILLS SHIRE	4	2	1	0	1	0	0
BEXLEY }}	10	2	4	1	2	1	0
CANTERBURY-BEXLEY	5	0	3	1	0	1	0
BLACKTOWN	8	4	4	0	0	0	0
BURWOOD	16	5	6	0	1	4	0
CANTERBURY **	12	6	1	2	2	1	0
EPPING	32	11	10	3	1	7	0
LANE COVE	20	8	5	4	0	3	0
LINDFIELD	21	6	10	1	1	3	0
MACQUARIE UNI	17	4	5	1	1	6	0
PENNANT HILLS	20	13	4	2	0	1	0
ROSEVILLE	17	9	5	2	1	0	0
SOUTH SYDNEY	10	1	8	0	1	0	0
STRATHFIELD	20	9	7	2	0	2	0
WARRINGAH	28	10	11	3	0	4	0
WENTWORTHVILLE }}	10	2	3	3	1	1	0
HOLROYD HILLS *	9	1	4	1	1	2	0
<hr/>							
UNI NSW **	3	2	1	0	0	0	0
SYDNEY UNI **	3	0	2	0	0	1	0
CUMBERLAND **	2	1	1	0	0	0	0
<hr/>							
<b>TOTALS</b>	<b>280</b>	<b>102</b>	<b>98</b>	<b>27</b>	<b>13</b>	<b>39</b>	<b>1</b>

<b><u>SUMMARY:</u></b>	<b>TOTAL PLAYED.....</b>	<b>280</b>	
	<b>TOTAL WON.....</b>	<b>129</b>	<b>( 46.1% )</b>
	<b>TOTAL LOST.....</b>	<b>111</b>	<b>( 39.6% )</b>
	<b>DRAWN / TIED.....</b>	<b>40</b>	<b>( 14.3% )</b>

**QUARTER FINALS**      **PLAYED**      **2**      **WON 2**      **LOST 0**  
WINNING DRAW 0    LOSING DRAW 0

**SEMI FINALS**      **PLAYED**      **7**      **WON 1**      **LOST 5**  
WINNING DRAW 0    LOSING DRAW 1

**FINALS**      **PLAYED**      **1**      **WON 1**      **LOST 0**  
WINNING DRAW 0    LOSING DRAW 0

N.B.      A winning / losing draw is determined by a team's position on the competition table in the event of a semi or final being drawn or tied.

\*\*      Teams with this symbol are no longer in the competition.

}}      Wentworthville changed their name to Holroyd in 1993 - 94.

}}      Baulkham Hills changed their name to Hills Shire in 1996 - 97.

}}      Bexley changed their name to Canterbury-Bexley in 1997 - 98.

\*      Holroyd changed their name to Holroyd Hills in 2000 - 01.



**5TH GRADE TEAM SCORES AND RESULTS 2001 - 02**

<u>ROUND</u>	<u>OPPONENT</u>	<u>SCORES</u>	<u>RESULT</u>	
1	BLACKTOWN	AUBURN BLACKTOWN	10 /98 & 10 /155 10 /162 & 3 /95	LOST Outright
2	LINDFIELD	AUBURN LINDFIELD	3 /296 dec & 2 /88 10 /114 & 8 /299 dec	WON 1st Innings
3	ROSEVILLE- GORDON	AUBURN ROSEVILLE- GORDON	5 /359 10 /285	WON 1st Innings
4	STRATHFIELD	AUBURN STRATHFIELD	3 /144 10 /141	WON 1st Innings
5	PENNANT HILLS	AUBURN PENNANT HILLS	10 /190 10 /87 & 10 /77	WON Outright
6	MACCABI	AUBURN MACCABI	10 /167 & 6 /114 10 /338	LOST 1st Innings
7	EPPING	AUBURN EPPING	7 /292 10 /190	WON 1st Innings
8	BLACKTOWN	AUBURN BLACKTOWN	1 /57 10 /53	WON 1st Innings
9	LINDAELO	AUBURN LINDAELO	4 /235 10 /232	WON 1st Innings
10	ROSEVILLE- GORDON	AUBURN ROSEVILLE- GORDON	8 /304 dec 10 /36 & 10 /181	WON Outright
11	STRATHFIELD	AUBURN STRATHFIELD	- -	WASH OUT
12	PENNANT HILLS	AUBURN PENNANT HILLS	1 /120 10 /117	WON 1st Innings
13	MACCABI	AUBURN MACCABI	10 /200 & 6 /67 10 /185 & 8 /164	WON 1st Innings
14	EPPING	AUBURN EPPING	7 /186 10 /180	WON 1st Innings
SEMI	MACCABI	AUBURN MACCABI	10 /148 & 2 /109 10 /258	LOST 1st Innings



## 5th GRADE CAPTAIN'S REPORT

A rewarding season = MINOR PREMIERS....Congratulations to all players who made a contribution. The season started badly with an outright loss in round 1 to Blacktown and another setback in round 6 with a big loss to Maccabi, left us in 3<sup>rd</sup> position, 24 points behind the leaders. Things looked grim. However, consistent performances and fine victories against the teams that beat us comprehensively in rounds 1 and 6 respectively, enabled us to clinch the MINOR PREMIERSHIP by 16 points. A great comeback!

### SEMI-FINAL

Despite losing the vital toss and managing only a smallish total, the bowlers responded, creating many opportunities and the prospect of a premiership victory. N. White 4-55 off 16 outstanding overs.....The star performer.

### SEASON HIGHLIGHTS

An excellent team spirit saw many records broken.

D. ARTHUR	171 runs.	Highest individual Club score. The other Century was 115. Aggregate of 558
D. ARTHUR	38 wickets	33 caught and 5 stumped.
J. AFFLECK	100*	Aggregate 334, and average 83.5
B. FRANKSTON	128*	Opened and batted all day.
J. KING	7/35	19 overs v's Pennant Hills
N. WHITE	5/21	10 overs v's Strathfield
G. SANDERS	5/18	11.4 overs v's Epping
M. POTTER	5/70	20.4 overs v's Blacktown

ROUND 8 v's Blacktown....Dismissed them for 53, passed them 1 down and then lost outright.

MINOR PREMIERS.....By 16 points

Finally special thanks to our off-field support group especially the Club's excellent administrators and especially Michael Wood whose support and organizing of replacements played a vital role in an enjoyable, successful season. Debbie Bergan's assistance in the last half of the season was appreciated.

REMEMBER: To remain a quality club never forget

- Who the opposition is.
- Do your best at all times.
- Enjoy the game.

*Best of luck,  
J. Aitken*



MATCH SUMMARY

<b>1. BLACKTOWN</b>	<i>Auburn 98 and 155 Blacktown 162 and 3/95 M. Potter 5/79, D. Arthur 39</i>	<i>Lost Outright</i>
<b>2. LINDFIELD</b>	<i>Auburn 3/296 and 299 Lindfield 114 and 3/95 R. Seneviratne 4/26, J. Affleck 100*, G. Sanders 76*</i>	<i>Won Ist Innings</i>
<b>3. ROSEVILLE- GORDON</b>	<i>Auburn 5/359 Roseville-Gordon 285 D. Arthur 171, W. Saunders 88 and 4/85</i>	<i>Won Ist Innings</i>
<b>4. STRATHFIELD</b>	<i>Auburn 3/144 Strathfield 141 N. White 5/21, W. Saunders 60</i>	<i>Won Ist Innings</i>
<b>5. PENNANT HILLS</b>	<i>Auburn 190 Pennant Hills 87 and 77 B. Hughes 45, J. King 7/35</i>	<i>Won Outright</i>
<b>6. MACCABI</b>	<i>Auburn 167 and 6/114 Maccabi 338 W. Saunders 3/34, S. Pillai 49</i>	<i>Lost Ist Innings</i>
<b>7. EPPING</b>	<i>Auburn 7/272 Epping 190 B. Frankston 128*, G. Sanders 5/18</i>	<i>Won Ist Innings</i>
<b>8. BLACKTOWN</b>	<i>Auburn 1/57 Blacktown 53 N. White 4/19, M. Trealoar 25*</i>	<i>Won Ist Innings</i>
<b>9. LINDFIELD</b>	<i>Auburn 4/235 Lindfield 232 P. Smith 82*, D. Arthur 74</i>	<i>Won Ist Innings</i>
<b>10. ROSEVILLE- GORDON</b>	<i>Auburn 8/304 Roseville-Gordon 36 and 181 P. Abboud 4/17, D. Arthur 115, J. Affleck 91*</i>	<i>Won Outright</i>
<b>11. STRATHFIELD</b>	<i>Washed Out</i>	<i>Draw</i>



**12. PENNANT HILLS**                      *Auburn 1/120*                      *Won 1st Innings*  
*Pennant Hills 117*  
*J. King 3/11, M. Treloar 47\*, D. Dawson 47\**

**13. MACCABI**                              *Auburn 200 and 6/63*                      *Won 1st Innings*  
*Maccabi 185 and 8/164*  
*A. Baker 3/15, J. King 72, J. Affleck 70*

**14. EPPING**                                *Auburn 7/186*                                *Won 1st Innings*  
*Epping 180*  
*A. Baker 3/52, J. King 35, G. Sanders 35*

**13. SEMI FINAL**                              *Auburn 148 and 2/109*                      *lost 1st Innings*  
**MACCABI**                                      *Maccabi 258*  
*D. Dawson 35, N. White 4/55, A. Bettiol 48\**

---

**J.A Comment:**

Congratulations to all premiership winning teams, especially the Auburn 3<sup>rd</sup> grade. The 3<sup>rd</sup> grade semi final was a great contest which in a rain shortened game included:

- ..... A daring closure
- ..... A match turning catch
- ..... A sensational collapse by the opposition when the game was all but

over.

The final continued the season long trend of fightbacks.....Half the side out with plenty to get! Then a century partnership that helped to ensure a Premiership. A fantastic, season long team effort by a group that NEVER EVER QUIT !



## PLAYER PROFILES

### Peter Abboud

Commitment on and off the field was outstanding. A quality outswing bowler....a rarity. His best of 4-17 with an economy rate of 2.5 runs per over. Without injury the wickets will double and batting will improve. Last innings of the season was the best.

### Darren Arthur

A superb season, compiling 558 runs as our opener. Broke the club's record with 171 and scored an additional century of 115. As the keeper, Darren excelled with 36 dismissals including 4 stumpings. A quality player who reads the game well.

### John Affleck

Although playing only 5 games John still had a major impact on the opposition, scoring 334 runs very quickly, at an average of 83.5. He bowled at a lively pace with best figures of 3-0 and was reliable as a gully fieldsman.

### Ben Bergan

An outstanding athlete and fielder. With his obvious commitment can improve his game dramatically.

### Andrew Bettiol

Andrew's batting continued to improve during the season, culminating in a 41\* in the Semi Final against Maccabi. He is a handy leg spin bowler with speed in the field a major asset. With continued application better results will follow.

### Andrew Baker

A quality leg spinner who worried all the opposition batsmen. A valuable fieldsman who can improve his batting with more concentration. A player destined for higher grades.

### Daniel Dawson

A quality all-rounder capable of playing a much higher standard. Only played with us the last half of the season, but showed good form with the bat. Also with greater application his left arm pace bowling will improve immensely. ... Time will tell !

### Byron Frankston

Only played a couple of games and scored a great ton. Tallied 150 runs and was never dismissed. His 128\* against Epping, where he batted all day, was a delight to watch. Continued concentration will be an important ingredient for success.

### James King (Albion)

A quality inswing bowler with the only 7 for achieved during the season. He has enormous batting potential, picking up the line and length early. A top 72 v's Maccabi, with the side in trouble, sealed the Minor Premiership. Great helmet, but it's decision time : Progression up the grades depends on fitness level and dedication.



**Michael Potter**

Continued concentration on developing his bowling will see Potts permanently in higher grades. His 5-79 early in the season against leaders Blacktown assisted his promotion to 4<sup>th</sup> grade.

**Grant Sanders**

A valuable player, both with bat and ball. As a right hand medium pacer collected 5-18 v's Epping while contributing a good knock of 76\* against Lindfield. Handy fielder in close and can progress to a higher level with solid training.

**We Saunders**

A quality all-rounder who changed states during the season. Wes would have made a major impact at the end of season matches, with a top score of 88 and best bowling figures of 4-27. Outstanding in the field.

**Paul Smith**

A handy replacement during the season, with a top score of 82\* and best bowling figures of 3-1. Capable fieldsman.

**Alan Thurlow**

Good lower order batsman and top slip fielder. The claw grabbed a swag of great catches....a super effort for this team player.

**Matthew Treloar**


Reliable opener with a high score of 47\*. Right hand medium pacer who took valuable wickets when needed. An outstanding slips fieldsman. Watch his progress in seasons to come.....Believe and achieve.

**Nigel White**

The team's leading wicket-taker with 29, despite missing 3 games. Nigel had limited opportunities with the bat, but worked hard in the field. A super effort in the Semi Final with bowling figures of 4-55 off 16 overs. The team member with the big heart gave us a chance of victory.....Excellent first up season.

***John Aitken***  
***5<sup>th</sup> grade Captain***








**FIFTH GRADE AVERAGES 2001 - 02**

**BATTING**

<u>NAME</u>	<u>RUNS</u>	<u>INNS</u>	<u>NO</u>	<u>50</u>	<u>100</u>	<u>HS</u>	<u>CTCH</u>	<u>ST</u>	<u>AVE</u>	<u>MTCH</u>
D. ARTHUR	558	15	0	1	1	171	32	4	37.20	13
J. AFFLECK	334	8	4	2	1	100 x	3		83.50	5
W. SAUNDERS	284	9	2	1	0	88	4		40.57	6
M. TRELOAR	219	13	3	0	0	47 x	4		21.90	10
G. SANDERS	204	12	2	1	0	76 x	4	1	20.40	11
A. BETTIOL	175	10	3	0	0	41 x	2		25.00	11
D. DAWSON	171	7	2	0	0	47 x	5		34.20	5
S. PILLAI	160	6	0	0	0	49	1		26.67	4
B. FRANKSTON	150	2	2	0	1	128 x	2		-	3
J. KING	143	5	0	1	0	72	4		28.60	6
P. SMITH	112	3	1	1	0	82 x	2		56.00	4
B. HUENDER	95	2	0	1	0	61	2		47.50	1
A. LOVERIDGE	66	2	0	0	0	37	0		33.00	2
J. AITKEN	66	8	2	0	0	21	2		11.00	14
L. RICHARDSON	47	3	0	0	0	31	1		15.67	2
B. HUGHES	45	1	0	0	0	45	1		45.00	1
A. THURLOW	44	7	1	0	0	24	12		7.33	13
P. ABOUD	44	9	0	0	0	20	5		4.89	13
B. BERGAN	34	5	0	0	0	22	6		6.80	5
N. WHITE	24	6	3	0	0	19 x	2		8.00	10
M. POTTER	19	2	0	0	0	19	0		9.50	3
B. ARTHUR	17	1	0	0	0	17	1		17.00	1
A. BAKER	15	3	1	0	0	8 x	2		7.50	3
R. SENEVIRATNE	6	2	0	0	0	4	2		3.00	2
J. BELL	6	1	1	0	0	6 x	0		-	1
C. RICHARDSON	4	2	2	0	0	4 x	0		-	3
T. WOOD(Th)	0	1	1	0	0	0 x	0		-	1
M. WOOD	0	0	0	0	0	0	0		-	1



YOU GOT EM WELL TRAINED J.A.  
"ALWAYS KEEP YOUR EYE ON THE BALL . . . . . EH !"



**FIFTH GRADE AVERAGES 2001 - 02**

**BOWLING**

<u>NAME</u>	<u>WICK</u>	<u>O</u>	<u>M</u>	<u>RUN</u>	<u>BEST</u>	<u>5FOR</u>	<u>AVE</u>	<u>MTCH</u>
N. WHITE	27	137.1	25	436	5/21	1	16.15	10
W. SAUNDERS	16	68.1	12	217	4/27		13.56	6
J. KING	16	78.4	8	246	7/35	1	15.38	6
J. AITKEN	15	63.4	6	242	3/38		16.13	14
P. ABBOD	12	141	35	368	4/17		30.67	13
A. BAKER	10	41.1	7	121	3/15		12.10	3
G. SANDERS	10	51.5	5	154	5/18	1	15.40	11
M. POTTER	10	59.4	8	197	5/79	1	19.70	3
D. DAWSON	9	71	13	219	3/50		24.33	5
P. SMITH	8	37.5	6	149	3/1		18.63	4
A. BETTIOL	6	53	2	242	2/35		40.33	11
B. HUGHES	5	16	2	42	4/23		8.40	1
J. AFFLECK	4	11	3	38	3/0		9.50	5
R. SENEVIRATNE	4	17	4	47	4/26		11.75	2
M. TRELOAR	4	43	3	168	2/12		42.00	10
B. BERGAN	2	4.1	1	11	2/11		5.50	5
B. FRANKSTON	2	13	2	34	1/14		17.00	3
T. WOOD(Th)	1	3.1	1	5	1/5		5.00	1
B. HUENDER	1	7	0	23	1/23		23.00	1
C. RICHARDSON	1	24	4	75	1/43		75.00	3
A. LOVERIDGE	0	7	0	39	0/18		-	2



IS THIS STRAIGHT ENOUGH  
FOR YOU ... J. A. ?



## 5TH GRADE OUTSTANDING PERFORMANCES 2001 - 02

### BATTING

D. ARTHUR	171	V'S	ROSEVILLE-GORDON
D. ARTHUR	115	V'S	ROSEVILLE-GORDON
D. ARTHUR	74	V'S	LINDAELO
B. FRANKSTON	128*	V'S	EPPING
J. AFFLECK	100*	V'S	LINDFIELD
J. AFFLECK	91*	V'S	ROSEVILLE-GORDON
J. AFFLECK	70	V'S	MACCABI
W. SAUNDERS	88	V'S	ROSEVILLE-GORDON
W. SAUNDERS	60	V'S	STRATHFIELD
P. SMITH	82*	V'S	MACQUARIE UNI
G. SANDERS	76*	V'S	LINDFIELD
J. KING	72	V'S	MACCABI
B. HUENDER	61	V'S	LINDFIELD
S. PILLAI	49	V'S	MACCABI
S. PILLAI	43	V'S	EPPING
M. TRELOAR	47*	V'S	PENNANT HILLS
M. TRELOAR	47	V'S	EPPING
D. DAWSON	47*	V'S	PENNANT HILLS
D. DAWSON	40	V'S	ROSEVILLE-GORDON
B. HUGHES	45	V'S	EPPING
A. BETTIOL	41*	V'S	MACCABI

### BOWLING

J. KING (James)	7 / 35	V'S	EPPING
G. SANDERS	5 / 18	V'S	EPPING
N. WHITE	5 / 21	V'S	STRATHFIELD
N. WHITE	4 / 55	V'S	MACCABI
M. POTTER	5 / 79	V'S	BLACKTOWN
P. ABBOD	4 / 17	V'S	ROSEVILLE-GORDON
B. HUGHES	4 / 23	V'S	EPPING
R. SENEVIRATNE	4 / 26	V'S	LINDFIELD
W. SAUNDERS	4 / 27	V'S	STRATHFIELD
W. SAUNDERS	4 / 85	V'S	ROSEVILLE-GORDON

## 5TH GRADE 50+ PARTNERSHIPS 2001 - 02

151	D. ARTHUR & W. SAUNDERS	1ST	v's ROSEVILLE-GORDON
132*	J. AFFLECK & G. SANDERS	4TH	v's LINDFIELD
125	J. AFFLECK & J. KING (James)	5TH	v's MACCABI
110	J. AITKIN & W. SAUNDERS	2ND	v's STRATHFIELD
102	M. TRELOAR & B. FRANKSTON	2ND	v's EPPING
100	D. ARTHUR & B. FRANKSTON	5TH	v's ROSEVILLE-GORDON
99	M. TRELOAR & D. DAWSON	2ND	v's PENNANT HILLS
88	D. BETTIOL & B. FRANKSTON	5TH	v's EPPING
78	B. HUENDER & J. AFFLECK	3RD	v's LINDFIELD
67	G. SANDERS & B. HUENDER	1ST	v's LINDFIELD
59	S. PILLAI & D. BETTIOL	3RD	v's MACCABI
56	D. ARTHUR & A. LOVERIDGE	2ND	v's LINDFIELD
53*	J. BELL & P. SMITH	5TH	v's LINDFIELD
53	J. AITKIN & S. PILLAI	3RD	v's PENNANT HILLS
51	D. ARTHUR & M. TRELOAR	1ST	v's LINDFIELD



## 5TH GRADE STATISTICS FROM 1998 - 99

<u>CENTURIES IN 5th GRADE :</u> (5)	**** D. ARTHUR 2 N. WILLOUGHBY 1 **** B. FRANKSTON 1 **** J. AFFLECK 1	2001 - 02 2000 - 01 2001 - 02 2001 - 02
<u>MOST RUNS IN A SEASON :</u>	**** 558 D. ARTHUR	2001 - 02
<u>MOST WICKETS IN A SEASON :</u>	**** 27 N. WHITE	2001 - 02
<u>BEST BATTING AVERAGE :</u> (MIN 8 INNINGS)	**** 83.50 J. AFFLECK	2001 - 02
<u>BEST BOWLING AVERAGE :</u>	11.74 M. POTTER	2000 - 01
<u>MOST CATCHES IN A SEASON :</u>	**** 32 D. ARTHUR (Wkt-Kpr)	2001 - 02
<u>MOST DISMISSALS IN A SEASON :</u>	**** 36 D. ARTHUR (Wkt-Kpr) ( 32 ct , 4 st )	2001 - 02
<u>HIGHEST INDIVIDUAL SCORE :</u>	**** 171 D. ARTHUR	2001 - 02
<u>MOST WICKETS IN AN INNINGS :</u>	**** 7 / 35 J. KING (James)	2001 - 02

### TEAM SCORES

<u>HIGHEST :</u>	FOR :	8/304	v's	ROSEVILLE-GORDON	****	2001 - 02
	AGAINST :	338	v's	MACCABI	****	2001 - 02
<u>LOWEST :</u>	FOR :	50	v's	NORTH SYDNEY		1998 - 99
	AGAINST :	18	v's	PENNANT HILLS		1999 - 00

### BEST PARTNERSHIP FOR EACH WICKET

<u>WKT</u>	<u>SCORE</u>	<u>PARTNERSHIP</u>		<u>OPPONENT</u>	<u>SEASON</u>
1ST	151	D. ARTHUR	& W. SAUNDERS	v's ROSEVILLE-GORDO	**** 2001 - 02
2ND	102	M. TRELOAR	& B. FRANKSTON	v's EPPING	**** 2001 - 02
3RD	97	G. CHAMBERS	& G. SANDERS	v's NSW UNI	1998 - 99
4TH	132*	J. AFFLECK	& G. SANDERS	v's LINDFIELD	**** 2001 - 02
5TH	125	J. AFFLECK	& J. KING (James)	v's MACCABI	**** 2001 - 02
6TH	144	N. DEERY	& S. DESILVA	v's CANT-BEXLEY	1999 - 00
7TH	65	K. AVOURIS	& M. POTTER	v's SOUTH SYDNEY	1999 - 00
8TH	76	M. ROUILLON	& M. TREMAINE	v's MACQUARIE UNI	1999 - 00
9TH	41	M. WOOD	& M. POTTER	v's ROSEVILLE	1999 - 00
10TH	35	M. POTTER	& N. WHITE	v's BLACKTOWN	**** 2001 - 02



## 5TH GRADE MATCH STATISTICS SINCE 1998 - 99

### WIN / LOSS RATIO AGAINST ALL OPPONENTS

OPPONENT	GAMES PLAYED	FIRST INNS		OUTRIGHT		DRAW	TIE
		WIN	LOSS	WIN	LOSS		
** BALMAIN	2	2					
** BURWOOD	1				1		
CANTERBURY-BEXLEY	3	1	1		1		
EASTERN SUBURBS	3	1	1			1	
** LINDFIELD	2	1	1				
MACCABI	6	1	3		1	1	
** MACQUARIE UNI	2	1	1				
NORTH SYDNEY	2		1		1		
PENNANT HILLS	5	1	1	2	1		
PETERSHAM	3		1			2	
RANDWICK	2				1	1	
** ROSEVILLE	3	2	1				
SOUTH SYDNEY	3		3				
** SYDNEY UNI	1		1				
UNI NSW	2		2				
*** BLACKTOWN	4	1	1		1	1	
*** HOLROYD	1	1					
*** EPPING	2	1	1				
**** STRATHFIELD	1	1					
**** LINDAELO	1	1					
**** ROSEVILLE-GORDON	2	1			1		
<b>TOTALS</b>	<b>51</b>	<b>16</b>	<b>19</b>	<b>3</b>	<b>7</b>	<b>6</b>	<b>0</b>

#### SUMMARY:

TOTAL PLAYED...	51	
TOTAL WON.....	19	( 37.3% )
TOTAL LOST.....	26	( 51.0% )
DRAWN / TIED.....	6	( 11.8% )

#### SEMI FINALS AND FINALS

<u>SEMI FINALS</u>	PLAYED	1	WON	0	LOST	1
			WINNING DRAW	0	LOSING DRAW	0

<u>FINALS</u>	PLAYED	0
---------------	--------	---

- \*\* INDICATES TEAMS ENTERED IN 1999-00 COMPETITION FOR THE FIRST TIME  
 \*\*\* INDICATES TEAMS ENTERED IN 2000-01 COMPETITION FOR THE FIRST TIME  
 \*\*\*\* INDICATES TEAMS ENTERED IN 2001-02 COMPETITION FOR THE FIRST TIME



**U/24 GRADE ( FRANK GRAY SHIELD ) RESULTS 2001 - 02**

<u>ROUND</u>	<u>OPPONENT</u>		<u>SCORES</u>	<u>RESULT</u>
1	SOUTH SYDNEY	AUBURN	10 /193	LOST 1st Innings
		SOUTH SYDNEY	6 /194	
2	PENNANT HILLS	AUBURN	10 /155	LOST 1st Innings
		PENNANT HILLS	2 /157	
3	EPPING	AUBURN	2 /46	WON 1st Innings
		EPPING	7 /45 all out	
4	LANE COVE	AUBURN	9 /115	LOST 1st Innings
		LANE COVE	3 /117	
5	ROSEVILLE	AUBURN	10 /124	LOST 1st Innings
		ROSEVILLE	8 /173	
6	LANE COVE	AUBURN	7 /246	WON 1st Innings
		HOLROYD HILL	10 /245	
7	BURWOOD	AUBURN	10 /74	LOST 1st Innings
		BURWOOD	10 /302	





### A.D.C.C UNDER 24 REPORT - SEASON 2001/2002

After a strong season in 2000/2001 where we made the Qualifying Finals, our expectations for improvement this season were well based and to only win two games out of seven was disappointing. We clearly lacked a penetrating opening attack and some of our batting performances were less than spectacular but at no stage did any of the young Eagles give up.

Thanks must go to Damian Alderton, our aggressive captain, and to Nathan Rugless who captained the side when Damian was unavailable for two games. In the series we were clearly outplayed by Pennant Hills and Burwood but with more application and a slice of luck we could have won games against South Sydney, Roseville, and Lane Cove. Consistently playing to our ability is the challenge we face in the coming seasons and there is no doubt we have the talent in the club to improve on this year's effort.

Our two wins were spectacular with our game against Epping over by lunch and an exceptional all-round effort by the team against Holyroyd-Hills. In this game we fought back twice, both when in the field and with the bat. On a small ground we restricted our opposition to 245 after they were looking at 300 which was due to some excellent fielding and a "five for" by Damian. After being 3 wickets for 4 runs, Damian, Marvin Champion, and Ben Treloar quickly made half centuries which gave us the opportunity to make a winning score.

Some good performances were recorded with Ben Treloar topping the batting aggregate and average, and with Nathan, Damian, and Marvin also scoring over 100 runs. In the bowling we had to rely on Nathan (11 wickets) and Damian (10 wickets) for the majority of the bowling. We are blessed with five spinners and all, at some stage, had some success but not frequent enough. Our fielding for most of the time was excellent with a high standard set by our tribe of whippets who chase everything down.

We say farewell to Ruggers who has grown too old and I must thank him for his enthusiasm, leadership, and the way he conducts himself in a team environment. I must also thank Ned Novosel who again played the Deputy Manager role with distinction.

Mona Park was fortunate to host the final between Strathfield and Burwood and congratulations go to both teams. The standard of cricket was impressive and was an honour for Auburn to be selected but I would much prefer the Eagles to be playing. (maybe next year)

Thanks to all who played and for representing your club with pride. This competition is an excellent test for young cricketers and old managers and I am looking forward to seeing significant improvements next year which can only be achieved by hard work and application.

*Cliff Treloar*



## UNDER 24 COMPETITION AVERAGES 2001 - 02

### BATTING

<u>PLAYER</u>	<u>RUNS</u>	<u>INN</u>	<u>NO</u>	<u>HS</u>	<u>AVE</u>	<u>CTCHS</u>
B. TRELOAR	144	7	2	63*	28.80	2
N. RUGLESS	135	6	0	52	22.50	1
D. ALDERTON	112	4	0	67	28.00	2
M. CHAMPION	110	7	1	50	18.33	3
J. NOVOSEL	93	7	0	38	13.29	0
S. FREEBURN	80	6	0	27	13.33	3
G. WILSON	42	3	0	20	14.00	0
D. WOOD	37	6	0	17	6.17	0
R. HAWKER	35	6	0	22	5.83	3
C. NOVOSEL	21	5	2	9	7.00	1
B. BERGAN	17	1	0	17	17.00	2
G. STARKEY	15	4	2	11*	7.50	0
B. AINSWORTH	1	3	0	1	0.33	0
J. WYLIE	0	1	0	0	0.00	5
M. TRELOAR	0	1	1	0*	-	0
P. ABBOUD	0	0	0	0	-	0

### BOWLING

<u>PLAYER</u>	<u>WKTS</u>	<u>OVERS</u>	<u>M</u>	<u>RUNS</u>	<u>AVE</u>	<u>BEST</u>
N. RUGLESS	11	35.5	2	143	13.00	4/37
D. ALDERTON	10	43	5	133	13.30	5/35
C. NOVOSEL	5	47.4	5	200	40.00	2/12
B. AINSWORTH	4	26	2	132	33.00	2/12
B. TRELOAR	4	34.3	4	147	36.75	2/34
S. FREEBURN	3	24	3	99	33.00	2/26
D. WOOD	3	19.1	2	123	41.00	1/17
G. STARKEY	2	26	1	137	68.50	2/78
J. WYLIE	0	7	0	43	-	0/13
G. WILSON	0	6	0	37	-	0/37
P. ABBOUD	0	2	0	6	-	0/6

### BEST BATTING PERFORMANCES

D. ALDERTON	67	v's	HOLROYD HILLS
B. TRELOAR	63	v's	HOLROYD HILLS
B. TRELOAR	42	v's	PENNANT HILLS
N. RUGLESS	52	v's	SOUTH SYDNEY
N. RUGLESS	42	v's	ROSEVILLE
M. CHAMPION	50	v's	HOLROYD HILLS

### BEST BOWLING PERFORMANCES

D. ALDERTON	5/35	v's	HOLROYD HILLS
N. RUGLESS	4/37	v's	BURWOOD
N. RUGLESS	3/17	v's	ROSEVILLE



## UNDER 24 COMPETITION STATISTICS FROM 1987 - 88

<b>CENTURIES SCORED</b>		<b>1</b>	
<b>MOST RUNS IN A SERIES</b>	<b>S. ABERCROMBIE</b>	<b>211</b>	<b>1995 - 96</b>
<b>MOST WICKETS IN A SERIES</b>	{ <b>G. KASSIS</b>	<b>12</b>	<b>1987 - 88</b>
	{ <b>M. MITCHELL</b>	<b>12</b>	<b>2000 - 01</b>
<b>BEST BATTING AVERAGE **</b>	<b>C. WHITE</b>	<b>98.5</b>	<b>1991 - 92</b>
<b>BEST BOWLING AVERAGE **</b>	<b>G. KASSIS</b>	<b>8.67</b>	<b>1987 - 88</b>
<b>MOST CATCHES IN A SERIES</b>	<b>S. ABERCROMBIE</b>	<b>13/1</b>	<b>1995 - 96</b>
<b>HIGHEST INDIVIDUAL SCORE</b>	<b>C. WHITE</b>	<b>106*</b>	<b>1991 - 92</b>
<b>BEST BOWLING FIGURES</b>	<b>K. KASSIS</b>	<b>8 / 36</b>	<b>1989 - 90</b>

\*\* Batting average qualification is 2 innings and 100 runs  
 \*\* Bowling average qualification is 25 overs and 6 wickets

### TEAM SCORES

<b><u>HIGHEST:</u></b>	<b>FOR</b>	<b>258</b>	<b>v's</b>	<b>BURWOOD</b>	<b>1994 - 95</b>
	<b>AGAINST</b>	<b>6 / 369</b>	<b>v's</b>	<b>BEXLEY</b>	<b>1996 - 97</b>
<b><u>LOWEST:</u></b>	<b>FOR :</b>	<b>60</b>	<b>v's</b>	<b>STRATHFIELD</b>	<b>1998 - 99</b>
	<b>AGAINST :</b>	<b>7 / 45 all out</b>	<b>v's</b>	<b>EPPING</b>	<b>*** 2001 - 02</b>

### BEST PARTNERSHIP FOR EACH WICKET

<u>WKT</u>	<u>SCORE</u>	<u>PARTNERSHIP</u>		<u>OPPONENT</u>	<u>SEASON</u>
1ST	91	G. SANDERS	& M.BENSEMANN	v's BURWOOD	1994 - 95
2ND	100*	P. BARTON	& G. KASSIS	v's CANTERBURY	1989 - 90
3RD	73	S. ABERCROMBIE	& N. RUGLESS	v's BAULKHAM HILLS	1995 - 96
4TH	101	D. ALDERTON	& M. CHAMPION	v's HOLROYD HILLS**	2001 - 02
5TH	151	G. WESTERBERG	& G. KASSIS	v's BAULKHAM HILLS	1988 - 89
6TH	51	G. McMAHON	& C. WHITE	v's BURWOOD	1991 - 92
7TH	85*	S. SARINA	& C. WHITE	v's BURWOOD	1991 - 92
8TH	62	S. FREEBURN	& T. PALMER	v's CANT-BEXLEY	1999 - 00
9TH	56	S. ROY	& M. MITCHELL	v's HILLS SHIRE.	1996 - 97
10TH	61	G. BIRT	& J. NOVOSEL	v's HILLS SHIRE.	1998 - 99



## UNDER 24 COMPETITION STATISTICS FROM 1987 - 88

### WIN / LOSS RATIO AGAINST ALL OPPONENTS

OPPONENT	GAMES PLAYED	FIRST	INNS	DRAWN	TIED
		WIN	LOSS		
BAULKHAM HILLS }}	7	3	3	1	0
HILLS SHIRE	3	1	2	0	0
BEXLEY }}	7	4	3	0	0
CANTERBURY-BEXLEY	3	1	1	1	0
BURWOOD	9	3	6	0	0
CANTERBURY }}	5	1	4	0	0
EPPING	1	1	0	0	0
LANE COVE	1	0	1	0	0
LINDFIELD	2	1	0	1	0
MACQUARIE UNI	2	1	1	0	0
PENNANT HILLS	3	2	1	0	0
ROSEVILLE	4	1	1	2	0
STRATHFIELD	11	3	6	2	0
WARRINGAH	3	1	1	1	0
WENTWORTHVILLE }}	4	3	1	0	0
HOLROYD HILLS	7	1	6	0	0
BLACKTOWN	5	1	4	0	0
SOUTH SYDNEY	3	0	3	0	0
<b>TOTALS</b>	<b>80</b>	<b>28</b>	<b>44</b>	<b>8</b>	<b>0</b>

**SUMMARY:**

TOTAL PLAYED.....	80	
TOTAL WON.....	28	35.0%
TOTAL LOST.....	44	55.0%
DRAWN / TIED.....	8	10.0%



**2001 - 2002 SEASON SUMMARY ALL GRADES**

**BATTING**

<u>NAME</u>	<u>TOTAL</u>	<u>RUN</u> <u>1ST</u>	<u>RUN</u> <u>2ND</u>	<u>RUN</u> <u>3RD</u>	<u>RUN</u> <u>4TH</u>	<u>RUN</u> <u>5TH</u>	<u>INN</u>	<u>NO</u>	<u>50</u>	<u>100</u>	<u>HS</u>	<u>CTCH</u>	<u>AVE</u>	<u>MTCH</u>
D. ARTHUR	558	-	-	-	-	558	15	0	1	1	171	36	37.20	13
C. WATSON	373	373	-	-	-	-	13	1	2	0	84	3	31.08	10
T. ROSS	352	-	-	352	-	-	13	1	3	0	86	29	29.33	15
K. THAYANANTHAN	335	-	335	-	-	-	13	1	2	0	81	2	27.92	11
J. AFFLECK	334	-	-	-	-	334	8	4	2	0	100 x	3	83.50	5
G. RYAN	329	-	34	295	-	-	19	3	2	0	64	7	20.56	16
I. COWAN	328	-	-	102	226	-	16	2	0	1	147 x	5	23.43	14
B. EDWARDS	326	-	-	-	326	-	13	1	3	0	67	4	27.17	10
C. O'NEILL	325	22	303	-	-	-	11	3	2	0	74 x	0	40.63	10
N. WILLOUGHBY	323	-	6	317	-	-	15	0	1	0	60	7	21.53	14
P. BASTOW	316	24	292	-	-	-	12	2	2	0	69 x	6	31.60	11
D. ALDERTON	315	315	-	-	-	-	14	3	0	1	159	3	28.64	11
B. FRANKSTON	314	-	5	-	159	150	11	2	1	0	128 x	7	34.89	11
A. MIHALJ	299	-	268	-	31	-	12	0	2	0	63	14	24.92	11
N. DEERY	291	-	0	71	220	-	14	3	2	0	85	6	26.45	13
B. DAVISON	291	291	-	-	-	-	14	1	1	0	64	12	22.38	11
W. SAUNDERS	284	-	-	-	-	284	9	2	1	0	88	4	40.57	6
R. BARBON	284	-	-	284	-	-	14	2	2	0	61 x	9	23.67	15
M. MITCHELL	249	19	17	168	45	-	13	2	1	0	60	3	22.64	16
S. FREEBURN	245	-	245	-	-	-	13	0	2	0	53	4	18.85	12
P. COSTIN	242	-	27	121	94	-	16	1	1	0	78	4	16.13	11
B. TRELOAR	239	48	186	-	5	-	16	2	1	0	68	6	17.07	14
M. TRELOAR	238	-	-	-	19	219	14	3	0	0	47 x	5	21.64	11
D. BETTIOL	235	-	48	175	12	-	18	1	0	0	48	4	13.82	14
C. DALEY	229	-	-	229	-	-	13	2	1	0	56	11	20.82	13
G. SANDERS	224	-	-	-	20	204	14	2	1	0	76 x	5	18.67	12
J. NOVOSEL	198	5	193	-	-	-	13	1	1	0	60	8	16.50	12
D. DAWSON	189	-	-	18	-	171	9	2	0	0	47 x	8	27.00	9
N. RUGLESS	187	187	-	-	-	-	13	1	0	0	35 x	6	15.58	9
A. BETTIOL	178	-	-	-	3	175	12	4	0	0	41 x	2	22.25	12
R. PARNELL	176	176	-	-	-	-	7	2	2	0	65	4	35.20	6
J. KING (James)	174	-	-	-	31	143	10	2	1	0	72	6	21.75	10
D. WOOD	164	164	-	-	-	-	14	0	1	0	52	2	11.71	12
S. PILLAI	160	-	-	-	-	160	6	0	0	0	49	1	26.67	4
M. CHAMPION	156	156	-	-	-	-	12	0	0	0	26	6	13.00	10
G. WILSON	142	-	-	2	140	-	6	0	1	0	55	3	23.67	6
B. BERGAN	142	-	50	-	58	34	12	0	0	0	45	12	11.83	11
N. HOPPER	140	-	6	134	-	-	10	1	1	0	77 x	15	15.56	8
C. NOVOSEL	140	-	-	10	130	-	13	0	0	0	28	5	10.77	11
M. COTTER	125	-	125	-	-	-	12	0	0	0	36	4	10.42	11
P. SMITH	112	-	-	-	-	112	3	1	1	0	82 x	2	56.00	4
S. PHILIPSON	111	111	-	-	-	-	12	4	0	0	24	3	13.88	12
D. DIAS	111	-	8	31	72	-	11	1	0	0	31	5	11.10	9
M. ROUILLON	104	-	-	-	104	-	12	2	0	0	19	16	10.40	11



**2001 - 2002 SEASON SUMMARY ALL GRADES**

**BATTING**

NAME	TOTAL	RUN	RUN	RUN	RUN	RUN	INN	NO	50	100	HS	CTCH	AVE	MTCH
		1ST	2ND	3RD	4TH	5TH								
G. STARKEY	97	-	-	-	97	-	8	1	0	0	26	3	13.86	7
B. HUENDER	95	-	-	-	-	95	2	0	1	0	61	2	47.50	1
J. JEWISS	94	-	8	86	0	-	9	5	0	0	38 x	9	23.50	12
J. AITKEN(James)	89	89	-	-	-	-	3	0	1	0	77	0	29.67	2
J. WEILEY	83	-	-	83	-	-	12	5	0	0	31 x	9	11.86	14
J. NOYES	77	0	-	17	60	-	3	1	0	0	48	6	38.50	3
A. LOVERIDGE	75	-	-	-	9	66	3	0	0	0	37	0	25.00	3
M. ROSE	73	-	73	0	0	-	10	3	0	0	33	3	10.43	10
R. HAWKER	73	69	4	-	-	-	10	0	0	0	24	7	7.30	10
A. BAKER	69	-	-	-	54	15	9	3	0	0	21	3	11.50	9
J. AITKEN	66	-	-	-	-	66	8	2	0	0	21	2	11.00	14
N. GEALE	66	66	-	-	-	-	11	1	0	0	15	21	6.60	10
J. DOWLING	64	64	-	-	-	-	9	3	0	0	24	4	10.67	11
J. BELL	61	-	-	-	55	6	6	1	0	0	32	2	12.20	5
W. KUMARAGE	58	-	20	4	34	-	7	1	0	0	20	1	9.67	7
M. HOLMES	55	-	55	-	-	-	1	0	1	0	55	0	55.00	1
M. GRUSZKA	51	-	-	-	51	-	5	0	0	0	33	1	10.20	4
L. RICHARDSON	47	-	-	-	-	47	3	0	0	0	31	1	15.67	2
P. ABBOD	46	-	2	-	-	44	10	1	0	0	20	5	5.11	14
B. HUGHES	45	-	-	-	-	45	1	0	0	0	45	1	45.00	1
M. KOSZEK	44	-	0	-	44	-	3	0	0	0	34	2	14.67	2
B. AINSWORTH	44	-	36	8	-	-	11	7	0	0	16 x	1	11.00	11
A. THURLOW	44	-	-	-	-	44	7	1	0	0	24	12	7.33	13
M. POTTER	44	-	-	-	25	19	9	3	0	0	19	5	7.33	11
J. COOK	42	-	29	-	13	-	3	0	0	0	24	2	14.00	3
R. EVANS	40	-	-	-	40	-	1	0	0	0	40	1	40.00	1
N. WHITE	24	-	-	-	0	24	7	3	0	0	19 x	2	6.00	11
S. WEST	22	-	-	17	5	-	2	0	0	0	17	0	11.00	2
M. McDERMOTT	20	-	9	11	-	-	9	3	0	0	9	6	3.33	14
B. ARTHUR	17	-	-	-	-	17	1	0	0	0	17	1	17.00	1
M. WOOD	15	-	-	15	-	0	1	1	0	0	15 x	0	-	2
B. O'CONNEL	14	-	-	-	14	-	2	0	0	0	8	3	7.00	2
R. LOPEZ	13	-	-	-	13	-	1	0	0	0	13	1	13.00	1
B. DOWLING	12	7	5	-	-	-	5	1	0	0	5	0	3.00	4
S. BOWLES	12	-	-	-	12	-	2	2	0	0	8 x	0	-	2
T. KIRK	11	11	-	-	-	-	2	1	0	0	10 x	2	11.00	3
A. MYERS	9	-	-	-	9	-	1	0	0	0	9	2	9.00	1
B. STONE	9	-	5	-	4	-	2	0	0	0	5	0	4.50	2
R. SENEVIRATNE	6	-	-	-	-	6	2	0	0	0	4	2	3.00	2
T. WOOD (Th)	5	-	-	-	5	0	2	2	0	0	5 x	0	-	2
C. WHITE	4	-	-	-	4	-	1	0	0	0	4	0	4.00	1
C. RICHARDSON	4	-	-	-	-	4	2	2	0	0	4 x	0	-	3
D. McNAIR	3	-	-	-	3	-	1	1	0	0	3 x	1	-	1
C. SMITH	0	-	-	-	0	-	0	0	0	0	0	0	-	0



**2001 - 2002 SEASON SUMMARY ALL GRADES**

**BOWLING**

<u>NAME</u>	<u>TOTAL</u>	<u>WK 1ST</u>	<u>WK 2ND</u>	<u>WK 3RD</u>	<u>WK 4TH</u>	<u>WK 5TH</u>	<u>O</u>	<u>M</u>	<u>RUN</u>	<u>BEST</u>	<u>SFOR</u>	<u>AVE</u>	<u>MTCH</u>
M. MITCHELL	48	5	5	35	3	-	236.3	65	627	4/12	0	13.06	16
M. McDERMOTT	39	-	5	34	-	-	247.4	61	676	4/20	0	17.33	14
S. PHILIPSON	36	36	-	-	-	-	210	36	664	6/50	3	18.44	12
C. DALEY	35	-	-	35	-	-	111.1	27	327	5/27	1	9.34	13
M. POTTER	32	-	-	-	22	10	156.1	32	415	5/79	1	12.97	11
J. DOWLING	32	32	-	-	-	-	188.1	37	562	6/27	2	17.56	11
J. KING (James)	29	-	-	-	13	16	141.2	20	402	7/35	1	13.86	10
N. WHITE	27	-	-	-	0	27	141.1	25	459	5/21	1	17.00	11
J. JEWISS	24	-	3	15	6	-	162.3	42	440	3/26	0	18.33	12
I. COWAN	21	-	-	7	14	-	121	28	317	6/23	1	15.10	14
C. NOVOSEL	18	-	-	1	17	-	90.5	19	300	5/8	1	16.67	11
B. AINSWORTH	18	-	11	7	-	-	108.3	13	449	4/18	0	24.94	11
W. SAUNDERS	16	-	-	-	-	16	68.1	12	217	4/27	0	13.56	6
A. BAKER	16	-	-	-	6	10	99.3	12	349	3/15	0	21.81	9
J. AITKEN	15	-	-	-	-	15	63.4	6	242	3/38	0	16.13	14
G. STARKEY	15	-	-	-	15	-	80	15	249	5/26	1	16.60	7
W. KUMARAGE	15	-	6	0	9	-	114	38	276	4/27	0	18.40	7
C. WATSON	15	15	-	-	-	-	118	33	377	5/52	1	25.13	10
M. ROSE	15	-	8	7	0	-	144	35	413	2/7	0	27.53	10
P. BASTOW	15	4	11	-	-	-	122.3	24	455	6/61	1	30.33	11
D. DAWSON	14	-	-	5	-	9	126.3	25	382	3/50	0	27.29	9
P. COSTIN	13	-	4	7	2	-	61	14	191	4/16	0	14.69	11
J. WEILEY	13	-	-	13	-	-	130	23	308	2/6	0	23.69	14
P. ABBODD	12	-	0	-	-	12	142	35	370	4/17	0	30.83	14
C. O'NEILL	11	5	6	-	-	-	89.3	11	314	3/36	0	28.55	10
G. SANDERS	10	-	-	-	0	10	51.5	5	154	5/18	1	15.40	12
D. ALDERTON	10	10	-	-	-	-	103	27	285	3/29	0	28.50	11
S. FREEBURN	10	-	10	-	-	-	93.3	15	383	3/37	0	38.30	12
D. WOOD	10	10	-	-	-	-	80	5	410	4/67	0	41.00	12
A. BETTIOL	9	-	-	-	3	6	70	7	280	3/31	0	31.11	12
P. SMITH	8	-	-	-	-	8	37.5	6	149	3/1	0	18.63	4
N. RUGLESS	8	8	-	-	-	-	46.5	6	171	3/35	0	21.38	9
B. TRELOAR	8	0	8	-	0	-	73.5	10	292	2/32	0	36.50	14
R. BARBON	7	-	-	7	-	-	38	12	96	3/20	0	13.71	15
M. KOSZEK	6	-	1	-	5	-	27	5	56	3/32	0	9.33	2
B. HUGHES	5	-	-	-	-	5	16	2	42	4/23	0	8.40	1
C. SMITH	5	-	-	-	5	-	33	4	98	3/33	0	19.60	2



**2001 - 2002 SEASON SUMMARY ALL GRADES**

**BOWLING**

<u>NAME</u>	<u>TOTAL</u>	<u>WK 1ST</u>	<u>WK 2ND</u>	<u>WK 3RD</u>	<u>WK 4TH</u>	<u>WK 5TH</u>	<u>O</u>	<u>M</u>	<u>RUN</u>	<u>BEST</u>	<u>5FOR</u>	<u>AVE</u>	<u>MTCH</u>
J. AFFLECK	4	-	-	-	-	4	11	3	38	3/0	0	9.50	5
R. SENEVIRATNE	4	-	-	-	-	4	17	4	47	4/26	0	11.75	2
T. WOOD	4	-	-	-	3	1	20.1	1	57	2/29	0	14.25	2
J. COOK	4	-	3	-	1	-	30	4	99	3/32	0	24.75	3
M. TRELOAR	4	-	-	-	0	4	48	4	193	2/12	0	48.25	11
B. DAVISON	3	3	-	-	-	-	13.4	2	62	3/39	0	20.67	11
G. WILSON	3	-	-	0	3	-	18	2	82	2/28	0	27.33	6
B. DOWLING	3	0	3	-	-	-	34	4	96	2/35	0	32.00	4
B. BERGAN	2	-	0	-	0	2	4.1	1	11	2/11	0	5.50	11
J. BELL	2	-	-	-	2	0	3.4	0	19	2/1	0	9.50	5
M. WOOD	2	-	-	2	-	0	11	3	20	2/20	0	10.00	2
R. LOPEZ	2	-	-	-	2	-	15	5	33	2/33	0	16.50	1
B. FRANKSTON	2	-	0	-	0	2	19	2	57	1/14	0	28.50	11
N. DEERY	2	-	0	0	2	-	22	3	99	2/18	0	49.50	13
B. STONE	2	-	0	-	2	-	41	12	118	2/57	0	59.00	2
A. MYERS	1	-	-	-	1	-	7	3	12	1/12	0	12.00	1
D. BETTIOL	1	-	0	0	1	-	2.3	0	13	1/1	0	13.00	14
B. HUENDER	1	-	-	-	-	1	7	0	23	1/23	0	23.00	1
M. GRUSZKA	1	-	-	-	1	-	5	0	31	1/18	0	31.00	4
C. RICHARDSON	1	-	-	-	-	1	24	4	75	1/43	0	75.00	3
K. THAYANANTHAN	0	-	0	-	-	-	10	3	44	0/3	0	-	11
R. EVANS	0	-	-	-	0	-	9	3	34	0/10	0	-	1
M. ROUILLON	0	-	-	-	0	-	8	0	27	0/27	0	-	11
A. LOVERIDGE	0	-	-	-	0	0	7	0	39	0/18	0	-	3
D. McNAIR	0	-	-	-	0	-	5	2	16	0/16	0	-	1
S. BOWLES	0	-	-	-	0	-	5	1	24	0/24	0	-	2
M. CHAMPION	0	0	-	-	-	-	3	0	23	0/23	0	-	10
S. WEST	0	-	-	0	0	-	3	0	18	0/18	0	-	2
N. HOPPER	0	-	0	0	-	-	2	0	5	0/5	0	-	8
B. EDWARDS	0	-	-	-	0	-	2	0	23	0/9	0	-	10
N. WILLOUGHBY	0	-	0	0	-	-	1	0	4	0/4	0	-	14
J. NOVOSEL	0	0	0	-	-	-	1	0	10	0/10	0	-	12
R. PARNELL	0	0	-	-	-	-	1	0	4	0/4	0	-	6
G. RYAN	0	-	0	0	-	-	1	0	9	0/9	0	-	16
R. HAWKER	0	0	0	-	-	-	0.4	0	10	0/10	0	-	10
M. COTTER	0	-	0	-	-	-	0.1	0	4	0/4	0	-	11

92



**CAREER BATTING STATISTICS OF 2001 - 02 PLAYERS**

NAME	TOT	RUN 1ST	RUN 2ND	RUN 3RD	RUN 4TH	MET CUP	INN	NO	50	100	HS	AVE	CTCH	MTCH
P. ABBOUD	133	0	2	0	0	131	38	6	0	0	20	4.16	11	40
J. AFFLECK	334	0	0	0	0	334	8	4	2	0	100 x	83.50	3	5
B. AINSWORTH	80	0	36	8	0	36	15	8	0	0	16 x	11.43	3	17
J. AITKEN	442	298	78	0	0	66	25	4	1	0	51	21.05	10	31
J. AITKEN(James)	89	89	0	0	0	0	3	0	1	0	77	29.67	0	2
D. ALDERTON	645	645	0	0	0	0	28	4	1	1	159	26.88	7	24
B. ARTHUR	17	0	0	0	0	17	1	0	0	0	17	17.00	1	1
D. ARTHUR	558	0	0	0	0	558	15	0	1	1	171	37.20	36	13
A. BAKER	69	0	0	0	54	15	9	3	0	0	21	11.50	3	9
R. BARBON	1797	0	139	1430	223	5	82	13	10	0	85	26.04	41	78
P. BASTOW	316	24	292	0	0	0	12	2	2	0	69 x	31.60	6	11
J. BELL	2642	0	78	89	2469	6	128	12	7	3	113	22.78	122	114
B. BERGAN	324	0	50	0	240	34	24	1	0	1	106	14.09	18	25
A. BETTIOL	178	0	0	0	3	175	12	4	0	0	41 x	22.25	2	12
D. BETTIOL	1665	13	541	524	587	0	109	7	2	1	107	16.32	37	94
S. BOWLES	242	0	0	0	242	0	21	7	0	0	39	17.29	9	24
M. CHAMPION	156	156	0	0	0	0	12	0	0	0	26	13.00	6	10
J. COOK	1037	450	453	3	131	0	93	24	1	1	118	15.03	28	90
P. COSTIN	1496	142	528	596	230	0	109	4	5	0	78	14.25	40	90
M. COTTER	5186	1062	2371	1264	489	0	245	19	30	4	108	22.95	98	220
I. COWAN	328	0	0	102	226	0	16	2	0	1	147 x	23.43	5	14
C. DALEY	1642	62	764	576	212	28	102	12	9	0	75	18.24	85	94
B. DAVISON	291	291	0	0	0	0	14	1	1	0	64	22.38	12	11
D. DAWSON	349	0	0	36	125	188	28	8	1	0	53	17.45	14	35
N. DEERY	827	0	0	71	334	422	54	8	3	0	85	17.98	20	50
D. DIAS	1797	3	801	500	493	0	150	22	4	0	68 x	14.04	52	137
B. DOWLING	500	175	93	40	192	0	48	5	1	0	53	11.63	11	41
J. DOWLING	353	301	9	43	0	0	63	25	0	0	31	9.29	15	71
B. EDWARDS	326	0	0	0	326	0	13	1	3	0	67	27.17	4	10
R. EVANS	40	0	0	0	40	0	1	0	0	0	40	40.00	1	1
B. FRANKSTON	314	0	5	0	159	150	11	2	1	0	128 x	34.89	7	11
S. FREEBURN	1143	44	465	295	223	116	57	4	7	0	98	21.57	18	57
N. GEALE	364	364	0	0	0	0	38	2	0	0	42	10.11	70	34
M. GRUSZKA	195	0	0	0	118	77	17	1	0	0	40	12.19	6	13
R. HAWKER	706	201	176	294	0	35	61	3	1	0	52	12.17	36	52
M. HOLMES	1193	0	450	273	470	0	93	9	3	0	59 x	14.20	51	94
N. HOPPER	2505	110	1180	869	346	0	149	12	10	1	111	18.28	154	135
B. HUENDER	95	0	0	0	0	95	2	0	1	0	61	47.50	2	1
B. HUGHES	45	0	0	0	0	45	1	0	0	0	45	45.00	3	2
J. JEWISS	94	0	8	86	0	0	9	5	0	0	38 x	23.50	9	12
J. KING	174	0	0	0	31	143	10	2	1	0	72	21.75	6	10
T. KIRK	11	11	0	0	0	0	2	1	0	0	10 x	11.00	2	3
M. KOSZEK	259	61	150	0	48	0	23	5	1	0	56	14.39	8	22
W. KUMARAGE	194	0	44	109	41	0	27	6	0	0	31 x	9.24	6	35



## CAREER BATTING STATISTICS OF 2001 - 02 PLAYERS

NAME	TOT	RUN 1ST	RUN 2ND	RUN 3RD	RUN 4TH	MET CUP	INN	NO	50	100	HS	AVE	CTCH	MTCH
R. LOPEZ	2144	946	408	776	14	0	82	13	9	3	170 x	31.07	23	68
S. LOPEZ	133	0	0	0	2	131	7	1	1	0	51	22.17	3	7
A. LOVERIDGE	913	7	327	502	11	66	61	5	3	0	99	16.30	80	57
M. McDERMOTT	289	10	108	130	41	0	75	31	0	0	26	6.57	28	98
D. McNAIR	3	0	0	0	3	0	1	1	0	0	3 x	-	1	1
A. MIHALJ	1223	134	443	457	31	158	56	2	8	0	95	22.65	33	52
M. MITCHELL	820	177	215	357	45	26	86	24	3	0	60	13.23	21	93
A. MYERS	9	0	0	0	9	0	1	0	0	0	9	9.00	2	1
C. NOVOSEL	565	0	0	43	463	59	51	4	1	0	73	12.02	27	47
J. NOVOSEL	894	5	193	221	398	77	55	5	4	0	60	17.88	26	50
J. NOYES	457	0	0	265	192	0	26	5	1	0	60	21.76	47	27
B. O'CONNEL	14	0	0	0	14	0	2	0	0	0	8	7.00	3	2
C. O'NEILL	1331	76	1255	0	0	0	74	12	8	0	89	21.47	17	65
R. PARNELL	176	176	0	0	0	0	7	2	2	0	65	35.20	4	6
S. PHILIPSON	189	189	0	0	0	0	31	6	0	0	24	7.56	5	32
S. PILLAI	160	0	0	0	0	160	6	0	0	0	49	26.67	1	4
M. POTTER	293	0	0	2	157	134	47	17	0	0	38 x	9.77	20	58
C. RICHARDSON	4	0	0	0	0	4	2	2	0	0	4 x	-	0	3
L. RICHARDSON	47	0	0	0	0	47	3	0	0	0	31	15.67	1	2
M. ROSE	450	24	235	163	28	0	76	22	0	0	36 x	8.33	21	78
T. ROSS	4686	2558	642	1129	357	0	196	15	22	6	131 x	25.89	206	191
M. ROUILLON	1633	50	275	476	496	336	135	18	4	0	66	13.96	88	128
N. RUGLESS	2125	1146	873	106	0	0	121	9	7	1	112	18.97	44	98
G. RYAN	3471	169	1061	1720	521	0	189	18	12	4	150	20.30	65	164
G. SANDERS	1676	0	4	269	698	705	111	4	4	0	93	15.66	26	90
W. SAUNDERS	1355	0	256	293	522	284	73	6	5	1	105	20.22	24	67
R. SENEVIRATNE	6	0	0	0	0	6	2	0	0	0	4	3.00	2	2
C. SMITH	32	0	0	0	20	12	9	2	0	0	13	4.57	0	13
P. SMITH	1017	0	0	0	778	239	54	2	7	0	82 x	19.56	20	49
G. STARKEY	235	0	0	0	184	51	16	3	1	0	55 x	18.08	6	16
B. STONE	301	19	209	27	46	0	84	34	0	0	27 x	6.02	27	97
K. THAYANANTHAN	754	0	637	117	0	0	40	3	4	0	81	20.38	9	36
A. THURLOW	44	0	0	0	0	44	7	1	0	0	24	7.33	12	13
B. TRELOAR	837	55	349	325	57	51	63	5	3	0	68	14.43	22	55
M. TRELOAR	350	0	0	0	19	331	24	4	0	0	47 x	17.50	9	22
C. WATSON	373	373	0	0	0	0	13	1	2	0	84	31.08	3	10
J. WEILEY	83	0	0	83	0	0	12	5	0	0	31 x	11.86	9	14
S. WEST	22	0	0	17	5	0	2	0	0	0	17	11.00	0	2
C. WHITE	1062	822	76	130	34	0	39	0	10	0	90	27.23	28	36
N. WHITE	24	0	0	0	0	24	7	3	0	0	19 x	6.00	2	11
N. WILLOUGHBY	1882	136	494	801	272	179	117	7	5	1	127 x	17.11	43	99
G. WILSON	142	0	0	2	140	0	6	0	1	0	55	23.67	3	6
D. WOOD	364	170	1	14	98	81	35	5	1	0	52	12.13	8	32
M. WOOD	2310	1369	12	856	57	16	160	29	4	0	95	17.63	70	157
T. WOOD (Th)	19	0	0	0	19	0	11	6	0	0	6	3.80	2	10



**CAREER BOWLING STATISTICS OF 2001 - 02 PLAYERS**

NAME	TOT	WKT 1ST	WKT 2ND	WKT 3RD	WKT 4TH	WKT 5TH	OVER	M	RUNS	BEST	5 FOR	AVE	CTCH	MTCH
P. ABBOUD	14	0	0	0	0	14	173	39	471	4\17		33.64	11	36
J. AFFLECK	4	0	0	0	0	4	11	3	38	0		9.50	3	5
B. AINSWORTH	27	0	11	7	0	9	159.1	20	564	5\17	1	20.89	3	17
J. AITKEN	96	73	8	0	0	15	362.4	63	1173	6\44	3	12.22	10	31
D. ALDERTON	18	18	0	0	0	0	155	32	441	3\29		24.50	7	24
A. BAKER	16	0	0	0	6	10	99.3	12	349	3\15		21.81	3	9
R. BARBON	32	0	0	27	5	0	189.3	45	502	3\15		15.69	41	78
P. BASTOW	15	4	11	0	0	0	122.3	24	455	6\61	1	30.33	6	11
J. BELL	39	0	0	0	39	0	256.2	52	840	6\50	1	21.54	122	114
B. BERGAN	13	0	0	0	11	2	96.3	21	321	3\43		24.69	18	25
A. BETTIOL	9	0	0	0	3	6	70	7	280	3\31		31.11	2	12
D. BETTIOL	46	0	7	6	33	0	259.5	14	1084	6\71	1	23.57	37	94
S. BOWLES	44	0	0	0	44	0	300.4	81	787	6\23	1	17.89	9	24
M. CHAMPION	0	0	0	0	0	0	3	0	23	0\23		-	6	10
J. COOK	138	72	63	2	1	0	959	231	2609	5\32	1	18.91	28	90
P. COSTIN	37	0	9	17	11	0	262.2	59	788	5\18	1	21.30	40	90
M. COTTER	10	1	1	2	6	0	79.1	12	291	3\14		29.10	98	220
I. COWAN	21	0	0	7	14	0	121	28	317	6\23	1	15.10	5	14
C. DALEY	104	8	28	53	13	2	587.4	113	1939	5\27	1	18.64	82	93
B. DAVISON	3	3	0	0	0	0	13.4	2	62	3\39		20.67	12	11
D. DAWSON	65	0	0	26	25	14	447.3	102	1295	4\13		19.92	14	35
N. DEERY	23	0	0	0	12	11	187.1	37	575	3\21		25.00	16	41
D. DIAS	6	0	1	2	3	0	43	7	205	2\32		34.17	52	137
B. DOWLING	55	19	9	10	17	0	378.2	73	1305	5\21	2	23.73	11	41
J. DOWLING	176	135	13	27	1	0	1047.3	236	2905	6\26	10	16.51	15	71
B. EDWARDS	0	0	0	0	0	0	2	0	23	0\9		-	4	10
R. EVANS	0	0	0	0	0	0	9	3	34	0\10		-	1	1
B. FRANKSTON	2	0	0	0	0	2	19	2	57	1\14		28.50	7	11
S. FREEBURN	63	2	14	33	14	0	431.3	78	1503	4\16		23.86	16	54
M. GRUSZKA	3	0	0	0	3	0	18	1	85	1\4		28.33	4	10
R. HAWKER	0	0	0	0	0	0	1.4	1	10	0\0		-	10	23
M. HOLMES	68	0	14	33	21	0	459	113	1119	5\11	3	16.46	51	94
N. HOPPER	2	0	1	0	1	0	18.4	2	67	1\3		33.50	131	122
B. HUENDER	1	0	0	0	0	1	7	0	23	1\23		23.00	2	1
B. HUGHES	5	0	0	0	0	5	16	2	42	4\23		8.40	1	1
J. JEWISS	24	0	3	15	6	0	162.3	42	440	3\26		18.33	9	12
J. KING	29	0	0	0	13	16	141.2	20	402	7\35	1	13.86	6	10
M. KOSZEK	44	3	33	0	8	0	296	63	932	5\43	1	21.18	8	22



**CAREER BOWLING STATISTICS OF 2001 - 02 PLAYERS**

NAME	TOT	WKT 1ST	WKT 2ND	WKT 3RD	WKT 4TH	WKT 5TH	OVER	M	RUNS	BEST	5 FOR	AVE	CTCH	MTCH
W. KUMARAGE	59	0	10	36	13	0	439	107	1216	4\27		20.61	6	35
R. LOPEZ	83	41	6	32	4	0	628.3	145	1862	5\29	2	22.43	23	68
A. LOVERIDGE	1	0	0	1	0	0	9.3	0	49	1\1		49.00	80	57
M. McDERMOTT	252	2	93	144	13	0	1500.3	334	4111	8\51	11	16.31	28	98
D. McNAIR	0	0	0	0	0	0	5	2	16	0\16		-	1	1
M. MITCHELL	184	72	55	52	3	2	1118.4	251	3256	5\22	6	17.70	21	93
A. MYERS	1	0	0	0	1	0	7	3	12	1\12		12.00	2	1
C. NOVOSEL	50	0	0	3	47	0	334.2	80	971	5\8	2	19.42	26	46
J. NOVOSEL	3	0	0	0	3	0	19.5	4	82	1\9		27.33	26	48
C. O'NEILL	114	9	98	0	0	7	737	149	2152	5\27	3	18.88	17	65
R. PARNELL	0	0	0	0	0	0	1	0	4	0\4		-	4	6
S. PHILLIPSON	87	87	0	0	0	0	489.4	95	1516	6\50	3	17.43	5	32
M. POTTER	97	0	0	0	47	50	603.1	145	1558	5\79	1	16.06	20	57
C. RICHARDSON	1	0	0	0	0	1	24	4	75	1\43		75.00	0	3
M. ROSE	116	6	34	63	13	0	931.5	189	2683	7\23	3	23.13	21	78
T. ROSS	11	2	1	2	6	0	94.2	18	263	3\50		23.91	206	191
M. ROUILLON	5	0	0	1	0	4	86.4	7	363	3\14		72.60	88	128
N. RUGLESS	86	39	34	13	0	0	620	144	1959	4\9		22.78	44	98
G. RYAN	8	0	3	2	3	0	56	9	229	2\22		28.63	65	164
G. SANDERS	45	0	0	1	11	33	255.5	46	805	5\18	1	17.89	24	80
W. SAUNDERS	87	0	15	20	36	16	550.1	108	1836	5\33	2	21.10	24	67
R. SENEVIRATNE	4	0	0	0	0	4	17	4	47	4\26		11.75	2	2
C. SMITH	22	0	0	0	9	13	126.3	12	426	4\53		19.36	0	13
P. SMITH	29	0	0	0	19	10	236.3	57	724	4\31		24.97	20	44
G. STARKEY	25	0	0	0	20	5	143	35	377	5\26	1	15.08	6	16
B. STONE	147	5	111	21	10	0	1308.3	308	3519	5\3	2	23.94	27	97
K. THAYANANTHAN	7	0	6	1	0	0	75	14	270	3\38		38.57	9	36
B. TRELOAR	40	0	17	21	1	1	335.3	65	1131	4\50		28.28	22	55
M. TRELOAR	10	0	0	0	0	10	92.2	12	305	2\12		30.50	9	22
C. WATSON	15	15	0	0	0	0	118	33	377	5\52	1	25.13	3	10
J. WEILEY	13	0	0	13	0	0	130	23	308	2\6		23.69	9	14
S. WEST	0	0	0	0	0	0	3	0	18	0\18		-	0	2
C. WHITE	7	1	1	5	0	0	63	14	146	3\33		20.86	28	36
N. WHITE	27	0	0	0	0	27	141.1	25	459	5\21	1	17.00	2	11
N. WILLOUGHBY	32	0	4	10	18	0	211	38	746	5\23	1	23.31	42	97
G. WILSON	3	0	0	0	3	0	18	2	82	2\28		27.33	3	6
D. WOOD	55	15	2	10	20	8	304.2	41	1122	4\14		20.40	8	32
M. WOOD	165	26	0	124	14	1	1093	279	2654	8\55	8	16.08	70	157
T. WOOD (Th)	13	0	0	0	12	1	63.1	7	194	5\56	1	14.92	2	10



## CLUB STATISTICS FOR ALL GRADES

### ALL PLAYERS WITH 100 OR MORE MATCH APPEARANCES

	D. TRIBOLET	358	
	T. SUCHY	340	
	W. SHEPHERD	310	
	P. PERCEY	265	
	R. GENTLES	257	
	K. COLLINS	253	
	B. TRIBOLET	219	
	D. NOYES	215	
	J. ROSS	210	
**	M. COTTER	220	2001-02
	G. PARRY	205	
	R. JOHNSON	187	
	D. VEIGEL	186	
**	S. BLOMFIELD	182	
	K. HARRISON	180	
**	T. ROSS	191	2001-02
	B. BALFOUR	175	
	I. JOHNSON	171	
	P. PERKINS	170	
	B. TARLINTON	158	
	J. WALSH ""	157	
**	M. WOOD	157	2001-02
	H. HARRISON	155	
	L. PENDREIGH	151	
**	G. RYAN	164	2001-02
	B. MOORE	145	
	A. SMEE	142	
	L. REES	140	
	P. MOONEY	140	
	G. KENNY	140	
	J. SKINNER	137	
	R. HADLEY	135	
	S. HOLMES	135	
	D. ADAMS	134	
	S. FINCH	130	
	N. DAY	130	
	D. PERKINS	130	
**	D. DIAS	137	2001-02
**	N. HOPPER	135	2001-02
	V. CONNOR	127	
	A. INGLEBY	125	
	E. BURGIN	125	
	S. KING	122	
	S. GUTHRIE	121	
	K. GRIFFITHS	120	
**	M. ROUILLON	128	2001-02
	P. WOOD	115	
	G. KASSIS	113	
	D. HARVEY	109	
**	J. BELL	114	2001-02
	D. SCLAVOS	107	
	D. STANFORD	105	
**	K. WICKS	102	2000-01
	M. McSHANE	101	
	P. KLEIN	101	
	P. JACKYMIN	101	
	G. SIMMONS	101	
	L. MARKS	100	

\*\* Indicates Current Player



## DISTINGUISHED INDIVIDUAL SEASON PERFORMANCES

### BATSMEN SCORING MORE THAN 500 RUNS IN A SEASON

	TOTAL	1ST	2ND	3RD	4TH	5TH	SEASON
R. LOPEZ	769	-	-	769	-	-	1998-99
W. MARSHALL	663	-	-	663	-	-	1985-86
T. SUCHY	628	628	-	-	-	-	1967-68
N. MATTHEWS	623	623	-	-	-	-	1965-66
G. PARRY	620	620	-	-	-	-	1956-57
K. GRIFFITHS	617	12	605	-	-	-	1964-65
N. MATTHEWS	615	615	-	-	-	-	1963-64
G. PARRY	586	586	-	-	-	-	1958-59
D. STANFORD	568	568	-	-	-	-	1976-77
G. PARRY	564	564	-	-	-	-	1959-60
G. PARRY	564	564	-	-	-	-	1957-58
D. ARTHUR	558	-	-	-	-	558	2001-02
D. PERKINS	549	549	-	-	-	-	1957-58
K. GRIFFITHS	541	314	227	-	-	-	1966-67
R. HALL	538	538	-	-	-	-	1964-65
K. LEE	535	535	-	-	-	-	1951-52
R. HALL	523	523	-	-	-	-	1966-67
P. PERKINS	522	-	522	-	-	-	1968-69
M. COTTER	514	64	193	151	106	-	1983-84
T. BYRNES	514	-	-	514	-	-	1986-87
W. MARSHALL	512	202	-	310	-	-	1986-87
S. ATTARD	507	-	201	93	213	-	1999-00

\*\*

### BOWLERS TAKING MORE THAN 50 WICKETS IN A SEASON

	TOTAL	1ST	2ND	3RD	4TH	SEASON
K. WILLIAMS	87	-	7	80	-	1966-67
T. WOOD	69	69	-	-	-	1990-91
A. RUDGELEY	67	-	67	-	-	1965-66
G. PARRY	66	66	-	-	-	1956-57
W. BALFOUR	62	62	-	-	-	1957-58
N. DAY	59	-	59	-	-	1960-61
K. CHEVELL	59	-	26	33	-	1966-67
J. AITKEN	58	50	8	-	-	1957-58
K. WILLIAMS	57	-	-	57	-	1965-66
G. PARRY	55	55	-	-	-	1953-54
G. PARRY	55	55	-	-	-	1957-58
G. PARRY	54	54	-	-	-	1958-59
A. RUDGELEY	54	48	6	-	-	1967-68
G. PARRY	54	54	-	-	-	1965-66
R. HALL	53	53	-	-	-	1962-63
R. HOLMES	53	3	50	-	-	1966-67
D. HARVEY	53	53	-	-	-	1980-81
D. HARVEY	53	53	-	-	-	1985-86
S. GUTHRIE	52	19	24	9	-	1985-86
M. PARRY	52	52	-	-	-	1954-55
S. MEIER	52	52	-	-	-	1951-52
P. BAMBURY	52	-	-	52	-	1965-66
K. WOODCROFT	52	-	9	43	-	1964-65
F. MOLSKI	51	-	34	17	-	1971-72
I. JOHNSON	51	51	-	-	-	1979-80
J. SKINNER	50	50	-	-	-	1963-64
R. HALL	50	50	-	-	-	1961-62
A. RUDGELEY	50	50	-	-	-	1968-69



## CLUB STATISTICS FOR ALL GRADES

### ALL PARTNERSHIPS IN EXCESS 150 RUNS

<u>SCORE</u>	<u>WKT</u>	<u>PARTNERSHIP</u>		<u>OPPONENT</u>	<u>GDE</u>	<u>SEASON</u>
278*	(2nd)	T. SANDERSON & G. RYAN	v's	STRATHFIELD	4TH	1986-87
229*	(3rd)	G. PARRY & B. RAE	v's	LANE COVE	1ST	1959-60
182*	(3rd)	G. WESTERBERG & G. WADE	v's	PENNANT HILLS	4TH	1982-83
181*	(2nd)	C. WHITE & G. KASSIS	v's	STRATHFIELD	1ST	1989-90
180*	(2nd)	G. PARRY & A. INGLEBY	v's	CANTERBURY	1ST	1956-57
179*	(6th)	B. BALFOUR & G. PARRY	v's	RYDE	1ST	1957-58
178*	(1st)	D. NOYES & P. PERKINS	v's	EPPING	2ND	1968-69
178*	(4th)	G. PARRY & L. HOWARD	v's	ROSEVILLE	1ST	1958-59
174	(2nd)	J. ALVAREZ & G. KASSIS	v's	CANTERBURY	1ST	1988-89
174	(1st)	D. HARVEY & R. JANCZUK	v's	BURWOOD	2ND	1975-76
170**	(1st)	M. TROY / M. WOOD / B. TARLINTON	v's	BEXLEY	1ST	1994-95
168	(2nd)	N. DEERY & I. COWAN	v's	WARRINGAH	4TH	2001-02
167*	(5th)	L. MARKS & L. FRY	v's	BURWOOD	1ST	1968-69
164*	(4th)	G. KENNY & T. BYRNES	v's	BURWOOD	3RD	1986-87
162	(6th)	D. ALDERTON & R. PARNELL	v's	CANT-BEXLEY	1ST	2001-02
159	(5th)	G. PARRY & P. WOOD	v's	EPPING	1ST	1965-66
158*	(4th)	S. ABERCROMBIE & A. PICO	v's	WARRINGAH	2ND	1991-92
153*	(6th)	P. PERCEY & R. HOLMES	v's	BEXLEY	2ND	1966-67
153	(4th)	M. WARD & K. WICKS	v's	STRATHFIELD	1ST	1996-97
153	(4th)	R. LOPEZ & A. LOVERIDGE	v's	LINDFIELD	3RD	1998-99
152*	(1st)	S. BLOMFIELD & W. SHEARGOLD	v's	STRATHFIELD	4TH	1986-87
152*	(1st)	D. PERKINS & G. PARRY	v's	ROSEVILLE	1ST	1953-54
152	(2nd)	S. BLOMFIELD & J. HARRIS	v's	BAULKHAM HILLS	4TH	1987-88
151*#	(5th)	D. HARVEY & D. NOYES	v's	LANE COVE	4TH	1984-85
151*	(1st)	J. KHALIFEH & P. LEACY	v's	CANTERBURY	3RD	1971-72
151*	(5th)	G. WESTERBERG & G. KASSIS	v's	BAULKHAM HILLS	U24	1988-89
151*	(1st)	D. ARTHUR & W. SAUNDERS	v's	ROSEV-GORDON	5TH	2001-02
150	(3rd)	M. PARRY & K. LEE	v's	RYDE	1ST	1951-52

\* Signifies this partnership is a record for that wicket in that grade.

\*\* Signifies batsman retired hurt.

# Signifies this partnership is a record in a final.



**CENTURIES SCORED SINCE CLUB'S INCEPTION (1951-52) Total 129**

<u>SCORE</u>	<u>NAME</u>		<u>OPPONENT</u>	<u>GRADE</u>	<u>SEASON</u>	
171	D. ARTHUR	v's	ROSEVILLE-GORDON	5TH	2001-02	
170*	R. LOPEZ	v's	MACQUARIE UNI	3RD	1998-99	
159	D. ALDERTON	v's	CANT-BEXLEY	1ST	2001-02	
151*	G. WESTERBERG	v's	PENNANT HILLS	4TH	1982-83	
150	G. RYAN	v's	STRATHFIELD	4TH	1986-87	
147*	I. COWAN	v's	WARRINGAH	4TH	2001-02	
147	C. WILKINSON	v's	HOLROYD	3RD	1995-96	
144	D. PERKINS	v's	BEXLEY	1ST	1951-52	
144	G. KASSIS	v's	WARRINGAH	2ND	1985-86	FINAL
140	G. KASSIS	v's	CANTERBURY	1ST	1988-89	
138*	T. OWENS	v's	EPPING	1ST	1994-95	
138	D. PERKINS	v's	LINDFIELD	1ST	1959-60	
132*	D. METCALFE	v's	HOLROYD	4TH	1994-95	
131*	B. RAE	v's	LANE COVE	1ST	1959-60	
131*	T. ROSS	v's	BLACKTOWN	4TH	1999-00	
131*	R. PALAMINO	v's	BAULKHAM HILLS	4TH	1990-91	
131	M. TROY	v's	BEXLEY	1ST	1994-95	
130*	G. PARRY	v's	LANE COVE	1ST	1959-60	
129*	G. PARRY	v's	ROSEVILLE	1ST	1958-59	
128*	B. FRANKSTON	v's	EPPING	5TH	2001-02	
127*	N. WILLOUGHBY	v's	LINDFIELD	5TH	2000-01	
126*	K. FARLEY	v's	WENTWORTHVILLE	1ST	1983-84	
125	P. WOOD	v's	EPPING	1ST	1965-66	
125	W. MARSHALL	v's	EPPING	3RD	1985-86	
125	G. SMALL	v's	WARRINGAH	1ST	1994-95	
124	T. ROSS	v's	WENTWORTHVILLE	1ST	1982-83	
124	N. YOUNIS	v's	LANE COVE	3RD	1989-90	
124	J. LIDDLE	v's	LANE COVE	2ND	1956-57	
124	G. RYAN	v's	EPPING	3RD	2000-01	
123	S. ABERCROMBIE	v's	WARRINGAH	2ND	1991-92	
122*	W. MARSHALL	v's	BURWOOD	3RD	1986-87	SEMI
121*	R. YOUNAN	v's	MACQUARIE UNI	1ST	1997-98	
120*	T. MATTHYSZ	v's	ROSEVILLE	2ND	1963-64	
120	A. DOWNTON	v's	STRATHFIELD	4TH	1992-93	
119*	P. PERCEY	v's	BEXLEY	2ND	1966-67	
118	T. SUCHY	v's	PENNANT HILLS	1ST	1975-76	
118	J. COOK	v's	CANTERBURY	4TH	1993-94	
117*	R. GENTLES	v's	LANE COVE	3RD	1980-81	
116	D. PERKINS	v's	PENNANT HILLS	1ST	1952-53	
116	D. HARVEY	v's	BURWOOD	2ND	1975-76	
115*	G. KASSIS	v's	STRATHFIELD	1ST	1989-90	
115*	T. SANDERSON	v's	STRATHFIELD	4TH	1986-87	
115	D. PERKINS	v's	PENNANT HILLS	1ST	1952-53	
115	D. STANFORD	v's	LINDFIELD	1ST	1976-77	
115	T. ROSS	v's	CANTERBURY	3RD	1993-94	
115	D. ARTHUR	v's	ROSEVILLE-GORDON	5TH	2001-02	
114	P. PERKINS	v's	BEXLEY	2ND	1968-69	
113	J. BELL	v's	LANE COVE	4TH	1997-98	
113	R. LOPEZ	v's	ROSEVILLE	1ST	1995-96	
113	G. DIMERY	v's	LANE COVE	1ST	1996-97	
112*	B. BALFOUR	v's	ROSEVILLE	1ST	1954-55	
112	N. RUGLESS	v's	STRATHFIELD	2ND	2000-01	QFINAL
111*	T. SUCHY	v's	WARRINGAH	2ND	1978-79	
111	G. KASSIS	v's	WARRINGAH	1ST	1991-92	
111	K. GRIFFITHS	v's	LANE COVE	2ND	1964-65	
111	N. HOPPER	v's	MACQUARIE UNI	2ND	1996-97	
110*	T. SANDERSON	v's	STRATHFIELD	4TH	1986-87	
110	R. CASSEL	v's	BURWOOD	1ST	1964-65	
110	G. PARRY	v's	EPPING	1ST	1965-66	
109	R. HADLEY	v's	LANE COVE	2ND	1964-65	
109	C. ZAMMITT	v's	WARRINGAH	4TH	1988-89	
109	M. PARRY	v's	ROSEVILLE	1ST	1951-52	
108*	D. SCLAVOS	v's	ROSEVILLE	2ND	1997-98	
108	T. BRISCOE	v's	ROSEVILLE	1ST	1964-65	
108	M. COTTER	v's	LANE COVE	1ST	1987-88	



**SEVEN WICKETS IN AN INNINGS SINCE (1951-52) Total 97**

<u>WKTS</u>	<u>NAME</u>		<u>OPPONENT</u>	<u>GRADE</u>	<u>SEASON</u>	
10/43	K. WILLIAMS	vs	SYDNEY UNI	3RD	1966-67	
9/40	G. PARRY	vs	HORNSBY	1ST	1953-54	
8/2	D. HARVEY	vs	LINDFIELD	1ST	1985-86	
8/13	R. JOHNSON	vs	STRATHFIELD	3RD	1986-87	
8/21	B. MEREDITH	vs	RYDE	2ND	1960-61	
8/24	V. ELLIOTT	vs	BEXLEY	1ST	1974-75	
8/27	R. JOHNSON	vs	RYDE	1ST	1972-73	
8/28	D. HARVEY	vs	LINDFIELD	1ST	1983-84	
8/28	G. PARRY	vs	UNKNOWN	1ST	1956-57	
8/33	D. GILLARD	vs	WENTWORTHVILLE	3RD	1976-77	
8/34	I. ZUBAK	vs	MACQUARIE UNI	4TH	1985-86	
8/34	S. MEIER	vs	UNKNOWN	1ST	1951-52	
8/35	P. ROSBOROUGH	vs	CANTERBURY	4TH	1988-89	
8/36	G. KASSIS	vs	BEXLEY	U24	1989-90	
8/43	A. DOWNTON	vs	WENTWORTHVILLE	2ND	1989-90	SEMI
8/44	R. JOHNSON	vs	ROSEVILLE	3RD	1982-83	
8/51	M. McDERMOTT	vs	HILLS SHIRE (B'HILLS)	2ND	1998-99	
8/55	M. WOOD	vs	MACQUARIE UNI	3RD	1996-97	
8/61	K. WOODCROFT	vs	SUTHERLAND	3RD	1964-65	
8/65	R. TURNBULL	vs	BEXLEY	2ND	1968-69	
8/81	A. RUDGELEY	vs	LANE COVE	1ST	1968-69	
7/3	T. OWENS	vs	WARRINGAH	4TH	1993-94	
7/8	W. BALFOUR	vs	ROSEVILLE	1ST	1962-63	
7/9	T. PALMER	vs	LANE COVE	2ND	1999-00	
7/14	G. LANGLEY	vs	EPPING	4TH	1988-89	
7/15	D. HARVEY	vs	WARRINGAH	1ST	1978-79	
7/16	D. GILLARD	vs	LINDFIELD	3RD	1973-74	
7/16	W. BALFOUR	vs	UNKNOWN	1ST	1956-57	
7/18	D. HARVEY	vs	BEXLEY	1ST	1976-77	
7/19	G. REYNOLDS	vs	EPPING	4TH	1998-99	
7/21	R. JOHNSON	vs	PENNANT HILLS	2ND	1981-82	
7/23	R. JOHNSON	vs	BURWOOD	2ND	1987-88	
7/23	G. PARRY	vs	UNKNOWN	1ST	1951-52	
7/23	S. ROY	vs	STH EAST SYDNEY	3RD	1995-96	
7/23	M. ROSE	vs	EPPING	4TH	1995-96	
7/24	T. BURTON	vs	EPPING	2ND	1988-89	
7/24	J. ETTO	vs	LANE COVE	2ND	1985-86	
7/24	G. PARRY	vs	CANTERBURY	1ST	1962-63	
7/25	T. BURTON	vs	WENTWORTHVILLE	4TH	1984-85	
7/27	D. ROLL	vs	WARRINGAH	2ND	1984-85	
7/27	R. HALL	vs	SUTHERLAND	1ST	1966-67	
7/27	M. McDERMOTT	vs	WARRINGAH	3RD	1995-96	
7/29	G. PARRY	vs	EPPING	1ST	1962-63	
7/29	I. JOHNSON	vs	MACQUARIE UNI	1ST	1976-77	
7/29	W. SHEARGOLD	vs	CANTERBURY	4TH	1987-88	
7/29	M. WOOD	vs	BLACKTOWN	3RD	1994-95	
7/30	*****	vs	STRATHFIELD	4TH	1985-86	
7/30	N. DAY	vs	LINDFIELD	2ND	1960-61	
7/30	A. SMEE	vs	ROSEVILLE	2ND	1977-78	
7/31	W. BALFOUR	vs	PENNANT HILLS	1ST	1964-65	
7/31	G. PARRY	vs	RYDE	1ST	1961-62	
7/32	S. VIDLER	vs	ROSEVILLE	1ST	1998-99	
7/32	J. BERRY	vs	PENNANT HILLS	1ST	1975-76	
7/32	G. SIMMONS	vs	LANE COVE	3RD	1974-75	
7/33	B. MOORE	vs	LINDFIELD	2ND	1973-74	
7/33	M. PARRY	vs	UNKNOWN	1ST	1954-55	
7/33	M. McDERMOTT	vs	WARRINGAH	3TH	1999-00	
7/34	D. PERKINS	vs	UNKNOWN	1ST	1955-56	
7/34	K. REMINGTON	vs	UNKNOWN	1ST	1951-52	
7/34	M. KENNEDY	vs	MACQUARIE UNI	4TH	1987-88	
7/35	S. GUTHRIE	vs	WENTWORTHVILLE	2ND	1985-86	
7/35	B. MOORE	vs	CANTERBURY	2ND	1968-69	
7/35	A. RUDGELEY	vs	CANTERBURY	2ND	1965-66	



**SEVEN WICKETS OR MORE IN AN INNINGS (cont'd)**

7/35	M. PARRY	v's	UNKNOWN	1ST	1953-54	
7/35	M. McDERMOTT	v's	WARRINGAH	3TH	2000-01	QFINAL
7/35	J. KING	v's	EPPING	5TH	2001-02	
7/36	I. JOHNSON	v's	BURWOOD	1ST	1978-79	
7/37	J. SKINNER	v's	LINDFIELD	1ST	1963-64	
7/38	K. WILLIAMS	v's	EPPING	3RD	1965-66	
7/40	G. WILLMOTT	v's	UNKNOWN	2ND	1956-57	
7/40	R. HOLMES	v's	LANE COVE	2ND	1966-67	
7/40	J. BERRY	v's	RYDE	1ST	1965-66	
7/41	A. SMEE	v's	CANTERBURY	2ND	1970-71	
7/41	G. PARRY	v's	BURWOOD	1ST	1958-59	
7/42	F. MOLSKI	v's	MACQUARIE UNI	2ND	1980-81	
7/42	K. WILLIAMS	v's	WESTERN SUBURBS	3RD	1965-66	
7/42	M. BENSEMANN	v's	LINDFIELD	2ND	1991-92	
7/44	R. YOUNAN	v's	STRATHFIELD	1ST	1997-98	
7/45	L. WATKINS	v's	PENNANT HILLS	2ND	1963-64	
7/45	M. PARRY	v's	UNKNOWN	1ST	1954-55	
7/46	A. JULIEN	v's	WENTWORTHVILLE	4TH	1988-99	
7/47	F. MOLSKI	v's	LANE COVE	1ST	1975-76	
7/48	R. HOLMES	v's	LANE COVE	2ND	1966-67	
7/50	A. RUDGELEY	v's	RYDE	2ND	1962-63	
7/51	N. DAY	v's	EPPING	2ND	1960-61	
7/51	D. BURTON	v's	BLACKTOWN	3RD	1999-00	
7/52	A. RUDGELEY	v's	EPPING	1ST	1967-68	
7/52	A. OSTLER	v's	CANTERBURY	3RD	1968-69	
7/53	W. SHEARGOLD	v's	WARRINGAH	4TH	1987-88	
7/55	S. GUTHRIE	v's	EPPING	3RD	1980-81	
7/57	G. BERRY	v's	EPPING	2ND	1965-66	
7/58	D. GILLARD	v's	PENNANT HILLS	3RD	1975-76	
7/61	W. BALFOUR	v's	EPPING	1ST	1959-60	
7/63	K. WILLIAMS	v's	CANTERBURY	3RD	1966-67	
7/66	D. HARVEY	v's	CANTERBURY	1ST	1976-77	
7/73	D. HARVEY	v's	PENNANT HILLS	1ST	1977-78	
7/99	L. JOHNSON	v's	WENTWORTHVILLE	1ST	1979-80	

**HATRICKS TAKEN (Total 18)**

1ST	GRADE	W. PEPPER	v's	HILLS SHIRE	1996-97 (B,L,C)
		J. DOWLING	v's	ROSEVILLE	2000-01 (C,C,B)
2ND	GRADE	K. WOODCROFT	v's	LINDFIELD	1965-66 (B,B,B)
		S. HOLMES	v's	SUTHERLAND	1967-68 (B,L,B)
		G. SAUNDERS	v's	WENTWORTHVILLE	1981-82 (L,B,B)
		M. KOSZEK	v's	STRATHFIELD	1995-96 (L,L,L)
		B. STONE	v's	STRATHFIELD	1995-96 (C,C,B)
3RD	GRADE	G. SIMMONS	v's	LINDFIELD	1964-65 (B,C,B)
		S. GREENTREE	v's	UNI NSW	1964-65 (L,L,B)
		K. WILLIAMS	v's	LANE COVE	1965-66 (B,L,C)
		D. TRIBOLET	v's	WENTWORTHVILLE	1977-78 (L,B,C)
		W. MARSHALL	v's	PENNANT HILLS	1985-86 (B,L,C)
		W. GREEN	v's	LANE COVE	1993-94 (C,B,S)
		J. DOWLING	v's	HOLROYD	1996-97 (B,B,C)
		M. EGAN	v's	HILLS SHIRE	1998-99 (B,B,L)
		M. MITCHELL	v's	STRATHFIELD	2001-02 (C,C,L)
4TH	GRADE	W. SAUNDERS	v's	LANE COVE	1995-96 (C,C,L)
5TH	GRADE	J. KING	v's	EPPING	2001-02 (C,B,L)

(B =BOWLED, C =CAUGHT, L =LBW, S=STUMPED)



## BATSMEN 1000 RUN CLUB (Since 1951)

NAME	TOT	RUN 1ST	RUN 2ND	RUN 3RD	RUN 4TH	MET CUP	INN	NO	50	100	HS	AVE	CTCH	MTCH
T. SUCHY	7335	4773	1719	800	43	-	382	39	26	4	118	21.38	154	340
G. PARRY	6368	6365	-	3	-	-	225	14	41	6	130	30.18	150	205
W. SHEPHERD	5234	70	2029	1796	1339	-	317	52	13	0	91 x	19.75	186	310
M. COTTER	5186	1062	2371	1264	489	0	245	19	30	4	108	22.95	98	220
R. GENTLES	5099	2620	590	1454	435	-	277	39	18	1	117 x	21.42	120	257
K. COLLINS	5083	2293	1785	905	100	-	258	50	19	0	92	24.44	97	253
T. ROSS	4686	2558	642	1129	357	0	196	15	22	6	131 x	25.89	206	191
P. PERCEY	4685	669	2589	984	443	-	286	45	15	1	119 x	19.44	141	265
J. ROSS	4343	4021	277	45	-	-	251	15	16	0	91	18.40	292	210
D. NOYES	4217	1611	1803	508	295	-	236	24	17	2	103	19.89	89	215
P. PERKINS	4176	348	3007	821	-	-	288	12	13	2	114	15.13	88	170
R. JOHNSON	3671	1952	920	623	176	-	205	46	15	0	91	23.09	87	187
D. TRIBOLET	3579	36	2537	966	40	-	331	41	9	0	68	12.34	270	358
G. RYAN	3471	169	1061	1720	521	0	189	18	12	4	150	20.30	65	164
B. BALFOUR	3424	3417	7	-	-	-	186	27	13	1	112	21.53	126	175
G. KENNY	3417	86	1683	1355	293	-	168	11	16	2	102	21.76	37	140
D. PERKINS	3290	3290	-	-	-	-	115	4	18	5	144	29.64	35	130
P. MOONEY	3121	-	1044	2077	-	-	185	15	14	1	104	18.36	80	140
S. BLOMFIELD	3092	0	18	693	2317	64	201	17	10	1	107 x	16.80	59	182
D. VEIGEL	3060	485	1959	528	88	-	206	22	8	0	73	16.63	109	186
K. GRIFFITHS	2974	1508	1466	-	-	-	143	6	13	1	111	21.71	158	120
G. KASSIS	2752	1968	659	100	25	-	125	11	9	5	144	24.14	45	112
J. BELL	2642	0	78	89	2469	6	128	12	7	3	113	22.78	122	114
B. TARLINTON	2642	1409	650	490	93	-	186	17	9	0	74	15.63	129	158
I. JOHNSON	2575	1769	385	227	194	-	168	38	7	0	77	19.81	91	171
P. WOOD	2572	1596	976	-	-	-	137	16	10	2	125	21.26	25	115
N. HOPPER	2505	110	1180	869	346	0	149	12	10	1	111	18.28	154	135
L. REES	2352	1255	894	183	20	-	147	10	10	0	94	17.17	66	140
L. MARKS	2334	1955	379	-	-	-	128	9	6	1	103	19.61	52	100
M. WOOD	2310	1369	12	856	57	16	160	29	4	0	95	17.63	70	157
R. HALL	2278	2105	173	-	-	-	99	10	4	4	106	25.60	49	95
K. WICKS	2249	1821	134	92	202	0	118	8	8	0	96	20.45	40	102
D. SCLAVOS	2202	1399	269	534	0	-	123	15	10	1	108 x	20.39	76	107
D. STANFORD	2191	2180	11	-	-	-	93	8	13	1	115	25.78	44	105
R. LOPEZ	2144	946	408	776	14	0	82	13	9	3	170 x	31.07	23	68
N. RUGLESS	2125	1146	873	106	0	0	121	9	7	1	112	18.97	44	98
A. INGLEBY	2058	2058	-	-	-	-	128	11	9	0	74	17.59	72	125
S. FINCH	1934	175	1461	298	-	-	133	12	7	0	69	15.98	130	130
K. HARRISON	1922	16	1455	451	-	-	195	24	3	0	54	11.24	38	180
G. WESTERBERG	1905	351	886	460	208	-	102	14	4	1	151 x	21.65	52	94
E. BURGIN	1900	485	1088	327	-	-	94	10	11	0	85	22.62	27	125
D. HARVEY	1886	1375	212	-	299	-	111	8	6	2	116	18.31	76	109
N. WILLOUGHBY	1882	136	494	801	272	179	117	7	5	1	127 x	17.11	43	99
N. MATTHEWS	1865	1865	-	-	-	-	61	2	7	2	105	31.61	86	70
S. KING	1847	-	247	1329	271	-	114	12	8	0	75	18.11	51	122
J. SCORGIE	1806	221	1442	143	-	-	120	16	3	0	76	17.37	60	94
M. PARRY	1802	1802	-	-	-	-	74	4	9	1	109	25.74	43	70
D. DIAS	1797	3	801	500	493	0	150	22	4	0	68 x	14.04	52	137
R. BARBON	1797	0	139	1430	223	5	82	13	10	0	85	26.04	41	78
G. WADE	1784	24	416	1012	332	-	115	16	5	0	83 x	18.02	40	90
W. MARSHALL	1780	303	24	1401	52	-	68	14	8	3	125	32.96	26	54
P. LEACY	1693	-	267	1426	-	-	119	8	2	0	76	15.25	17	60
L. PENDREIGH	1691	6	1264	301	120	0	147	26	5	0	65	13.98	59	151
G. SANDERS	1676	0	4	269	698	705	111	4	4	0	93	15.66	26	90



**BATSMEN 1000 RUN CLUB (Since 1951)**

NAME	TOT	RUN 1ST	RUN 2ND	RUN 3RD	RUN 4TH	MET CUP	INN	NO	50	100	HS	AVE	CTCH	MTCH
D. BETTIOL	1665	13	541	524	587	0	109	7	2	1	107	16.32	37	94
S. ABERCROMBIE	1660	1138	494	23	5	-	76	3	7	2	123	22.74	66	66
C. DALEY	1642	62	764	576	212	28	102	12	9	0	75	18.24	85	94
M. ROUILLON	1633	50	275	476	496	336	135	18	4	0	66	13.96	88	128
A. SMEE	1574	121	836	585	32	-	150	20	2	0	52	12.11	105	142
T. BYRNES	1571	-	51	1154	366	-	82	10	5	0	93	21.82	31	71
R. HADLEY	1567	386	1095	86	-	-	103	8	2	1	109	16.49	61	135
B. HANSHAW	1558	312	1016	159	71	-	84	6	7	0	70 x	19.97	23	71
N. DAY	1537	13	1276	248	-	-	107	18	5	1	102	17.27	33	130
P. COSTIN	1496	142	528	596	230	0	109	4	5	0	78	14.25	40	90
B. TRIBOLET	1492	835	335	322	-	-	193	64	2	0	77 x	11.57	81	219
P. KLEIN	1485	41	412	1032	-	-	100	10	5	0	93	16.50	37	101
G. GUTHRIE	1446	59	770	592	25	-	92	7	5	1	101	17.01	78	82
H. HARRISON	1406	1247	100	59	-	-	117	19	1	0	52	14.35	63	155
J. DAVINO	1401	29	735	389	248	-	100	8	4	0	60	15.23	59	95
W. SAUNDERS	1355	0	256	293	522	284	73	6	5	1	105	20.22	24	67
G. BERRY	1338	40	342	956	-	-	110	13	2	0	65	13.79	27	85
C. O'NEILL	1331	76	1255	0	0	0	74	12	8	0	89	21.47	17	65
T. BRISCOE	1327	1327	-	-	-	-	77	8	3	1	108	19.23	24	65
C. WILKINSON	1324	921	49	303	51	-	56	2	8	1	147	24.52	64	49
J. WALSH ""	1308	19	202	404	683	-	136	30	4	0	59 x	12.34	41	157
B. COUPAR	1286	538	529	219	-	-	83	20	4	1	100	20.41	55	84
J. HARRIS	1280	-	39	340	901	-	83	8	5	0	95	17.07	48	77
V. CONNOR	1271	728	152	254	137	-	119	22	3	0	70 x	13.10	63	127
B. MOORE	1234	189	854	191	-	-	128	30	2	0	78 x	12.59	39	145
R. KNOTT	1232	789	443	-	-	-	112	14	2	0	64	12.57	30	96
A. MIHALJ	1223	134	443	457	31	158	56	2	8	0	95	22.65	33	52
K. JAMES	1218	248	204	766	-	-	99	15	2	0	76	14.50	38	76
K. GOUGH	1215	8	803	404	-	-	137	26	2	0	70	10.95	42	85
L. HOWARD	1210	938	272	-	-	-	85	13	4	1	104	16.81	45	80
D. WRIGHT	1207	656	304	231	16	-	65	5	2	0	65	20.12	35	69
M. HOLMES	1193	0	450	273	470	0	93	9	3	0	59 x	14.20	51	94
P. McDERMID	1171	301	728	45	97	-	57	10	6	0	86 x	24.91	30	54
G. LANGLEY	1166	26	228	552	360	-	58	4	5	0	90	21.59	51	53
S. PERKS	1143	0	40	542	561	-	48	4	8	0	81	25.98	25	42
S. FREEBURN	1143	44	465	295	223	116	57	4	7	0	98	21.57	18	57
R. WILEY	1132	808	241	83	-	-	52	4	6	0	87	23.58	22	49
M. TROY	1130	1130	0	0	0	-	54	1	7	1	131	21.32	11	40
M. BENSEMAN	1088	526	473	89	0	-	74	13	3	0	65 x	17.84	28	64
C. ZAMMITT	1081	233	227	327	294	-	41	2	4	2	109	27.72	13	36
S. LUCAS	1081	-	339	674	68	-	75	13	2	0	83	17.44	36	65
K. FARLEY	1064	598	466	-	-	-	64	9	2	1	126 x	19.35	35	58
A. FARLEY	1063	33	255	319	456	-	48	5	5	1	104 x	24.72	35	41
C. WHITE	1062	822	76	130	34	0	39	0	10	0	90	27.23	28	36
D. CORBETT	1037	1037	-	-	-	-	48	0	5	1	105	21.60	23	49
J. COOK	1037	450	453	3	131	0	93	24	1	1	118	15.03	28	90
P. SMITH	1017	0	0	0	778	239	54	2	7	0	82 x	19.56	20	49
R. CASSELL	1015	975	-	40	-	-	39	6	5	1	110	30.76	19	71
F. WICKS	1011	1	870	140	-	-	76	4	4	0	80	14.04	20	79
R. JANCZUK	1006	200	744	62	-	-	70	3	3	0	53	15.01	28	77
B. BURTON	1004	189	485	298	32	-	77	6	5	0	66	14.14	22	74



**BOWLERS 100 WICKET CLUB (Since 1951)**

NAME	TOT	WKT	WKT	WKT	WKT	WKT	OVER	M	RUNS	BEST	5	AVE	CTCH	MTCH
		1ST	2ND	3RD	4TH	5TH					FOR			
G. PARRY	613	613	0	0	0	0	2492	494	7377	9\40	36	12.03	150	205
R. JOHNSON	595	310	140	98	47	0	2669	603	7181	8\13	30	12.07	87	187
A. RUDGELEY	575	330	231	14	0	0	2532	367	9420	8\81	29	16.38	65	210
D. TRIBOLET	460	5	298	151	6	0	1718	193	7706	6\18	11	16.75	270	358
I. JOHNSON	398	306	47	28	17	0	2478	623	6154	7\29	20	15.46	91	171
W. BALFOUR	386	386	0	0	0	0	1549	186	5591	7\8	16	14.48	126	275
B. TRIBOLET	350	230	94	25	1	0	2200	435	6123	6\15	10	17.49	81	219
D. HARVEY	311	272	29	0	10	0	1551	383	3964	8\2	20	12.75	76	109
A. SMEE	274	35	131	108	0	0	1251	301	4028	7\30	8	14.70	105	142
D. ADAMS	269	0	61	133	75	0	1664	393	4344	7\30	6	16.15	43	134
V. CONNER	265	144	41	53	27	0	1628	407	4221	6\9	10	15.93	63	127
B. MOORE	254	78	155	21	0	0	1223	165	4270	7\33	10	16.81	39	145
M. McDERMOTT	252	2	93	144	13	0	1500	334	4111	8\51	11	16.31	28	98
S. GUTHRIE	244	135	75	32	2	0	1670	405	4231	7\35	8	17.34	42	121
D. GILLARD	231	0	0	231	0	0	724	120	3123	8\33	12	13.52	34	79
K. GOUGH	218	2	125	91	0	0	831	106	2930	6\35	5	13.44	42	85
J. WALSH ""	216	5	47	88	76	0	1491	342	3915	6\43	5	18.13	41	157
R. HALL	215	213	2	0	0	0	1024	135	3615	7\27	9	16.81	49	95
J. SKINNER	214	195	17	2	0	0	1024	182	3399	7\37	8	15.88	82	137
N. DAY	206	0	192	14	0	0	767	87	2737	7\30	10	13.29	33	130
J. BERRY	189	168	21	0	0	0	863	86	3406	7\32	10	18.02	39	90
M. MITCHELL	184	72	55	52	3	2	1119	251	3256	5\22	6	17.70	21	93
L. PENDREIGH	183	2	139	37	5	0	1086	199	3040	6\65	5	16.61	59	151
S. HOLMES	179	19	126	34	0	0	730	123	2350	6\25	13	13.13	14	135
F. MOLSKI	179	98	62	19	0	0	830	154	2669	7\42	8	14.91	35	85
H. HARRISON	178	156	12	10	0	0	684	64	2965	5\41	1	16.66	63	155
J. DOWLING	176	135	13	27	1	0	1051	236	2905	6\26	10	16.51	15	71
G. SIMMONS	174	17	70	87	0	0	703	97	2730	7\32	10	15.69	24	101
T. WOOD (Tom)	166	166	0	0	0	0	1045	294	2076	6\28	13	12.51	20	47
M. WOOD	165	26	0	124	14	1	1093	279	2654	8\55	8	16.08	70	157



**BOWLERS 100 WICKET CLUB (Since 1951)**

NAME	TOT	WKT	WKT	WKT	WKT	WKT	OVER	M	RUNS	BEST	5 FOR	AVE	CTCH	MTCH
		1ST	2ND	3RD	4TH	5TH								
M. PARRY	159	159	0	0	0	0	545	71	1941	7\33	12	12.21	43	70
G. KASSIS	158	117	22	6	13	0	1127	276	2783	6\29	5	17.61	45	113
J. KNEZEVIC	157	43	71	41	2	0	999	232	2624	6\27	3	16.71	17	74
W. SHEPHERD	155	0	47	72	36	0	917	153	3436	6\19	2	22.17	186	310
B. STONE	147	5	111	21	10	0	1309	308	3519	5\3	2	23.94	27	97
K. WILLIAMS	144	0	7	137	0	0	466	89	1580	10\43	9	10.97	23	27
S. MEIER	143	143	0	0	0	0	569	100	1705	8\34	10	11.92	10	52
D. BURTON	143	37	10	95	1	0	950	214	2596	7\51	4	18.15	21	75
J. COOK	138	72	63	2	1	0	959	231	2609	5\32	1	18.91	28	90
P. JACKYMIN	134	22	96	14	2	0	765	133	2696	6\29	3	20.12	36	101
B. COUPAR	133	52	56	25	0	0	791	188	2137	5\42	2	16.07	55	84
G. WESTERBERG	131	19	68	36	8	0	877	175	2606	6\30	3	19.89	52	94
B. HEDDLE	128	4	90	23	11	0	740	207	1709	5\39	2	13.35	16	58
T. SUCHY	127	48	32	44	3	0	850	272	2740	6\41	3	21.57	154	340
K. WOODCROFT	126	34	49	43	0	0	481	92	1674	8\61	7	13.29	11	39
G. BERRY	125	1	46	78	0	0	520	66	2195	7\57	2	17.56	27	85
G. KENNY	124	1	63	59	1	0	798	188	2176	6\21	4	17.55	37	140
D. ROLL	122	8	68	43	3	0	716	218	1489	7\27	7	12.20	19	51
B. MEREDITH	118	0	118	0	0	0	464	76	1672	8\21	5	14.17	15	54
M. ROSE	116	6	34	63	13	0	932	189	2683	7\23	3	23.13	21	78
R. HADLEY	115	12	95	8	0	0	615	122	1882	6\21	2	16.37	61	135
C. O'NEILL	114	9	98	0	0	7	737	149	2152	5\27	3	18.88	17	65
P. McDERMID	106	28	53	3	22	0	590	129	1640	5\24	2	15.47	30	54
C. MASTERSON	106	7	77	6	16	0	788	236	1819	6\15	7	17.16	31	55
S. BELL	106	0	0	37	69	0	698	171	1854	5\19	5	17.49	12	54
R. WARNER	105	0	33	21	51	0	812	238	1847	6\27	4	17.59	24	80
M. KASSIS	105	0	1	20	84	0	756	145	2008	6\67	4	19.12	12	60
P. KLEIN	105	0	29	76	0	0	611	109	2053	5\32	1	19.55	37	101
D. O'BRIEN	104	0	1	53	50	0	892	200	2691	6\40	3	25.88	26	62
C. DALEY	104	8	28	53	13	2	588	113	1939	5\27	1	18.64	82	93
D. LAGATS	102	0	33	47	22	0	645	139	1689	5\23	1	16.56	20	56
J. MOLONEY	101	101	0	0	0	0	803	231	1862	6\12	3	18.44	14	59



## CLUB STATISTICS FOR ALL GRADES

### TEAM SCORES OF 300+ MADE BY AUBURN

<u>SCORE</u>			<u>OPPONENT</u>	<u>GRADE</u>	<u>SEASON</u>	
6 / 406	dec	v/s	LANE COVE	2ND	1964 - 65	
377		v/s	ROSEVILLE	1ST	1964 - 65	
368		v/s	WARRINGAH	2ND	1985 - 86	FINAL
5 / 359		v/s	ROSEVILLE-GORDON	5TH	2001 - 02	
8 / 352	dec	v/s	MACQUARIE UNI	3RD	1998 - 99	
350		v/s	LANE COVE	4TH	1984 - 85	FINAL
10 / 345		v/s	CANT-BEXLEY	1ST	2001 - 02	
5 / 343	dec	v/s	WARRINGAH	4TH	2001 - 02	
343		v/s	LANE COVE	1ST	1952 - 53	
7 / 335	dec	v/s	BAULKHAM HILLS	1ST	1984 - 85	
9 / 329	dec	v/s	LINDFIELD	1ST	1976 - 77	
7 / 326	dec	v/s	PENNANT HILLS	3RD	1986 - 87	
9 / 325	dec	v/s	LINDFIELD	3RD	1982 - 83	
325		v/s	MACQUARIE UNI	1ST	1996 - 97	
324		v/s	WENTWORTHVILLE	4TH	1990 - 91	
323		v/s	EPPING	1ST	1985 - 86	
4 / 320	dec	v/s	HOLROYD	4TH	1994 - 95	
319		v/s	CANT-BEXLEY	4TH	1998 - 99	
6 / 314	dec	v/s	MACQUARIE UNI	2ND	1996 - 97	
314		v/s	PENNANT HILLS	4TH	1988 - 89	
4 / 313	dec	v/s	ROSEVILLE	1ST	1974 - 75	
308		v/s	RYDE	1ST	1952 - 53	
9 / 308	dec	v/s	LINDFIELD	3RD	1984 - 85	
8 / 307	dec	v/s	LINDFIELD	3RD	1987 - 88	
307		v/s	HORNSBY	1ST	1953 - 54	
5 / 306	dec	v/s	STRATHFIELD	4TH	1988 - 89	
8 / 304	dec	v/s	LANE COVE	1ST	1987 - 88	
8 / 304	dec	v/s	ROSEVILLE-GORDON	5TH	2001 - 02	
4 / 304	dec	v/s	STRATHFIELD	4TH	1986 - 87	
8 / 302	dec	v/s	LINDFIELD	1ST	1986 - 87	
4 / 301	dec	v/s	EPPING	3RD	1985 - 86	
2 / 300	dec	v/s	STRATHFIELD	4TH	1986 - 87	

### SCORES OF 300+ MADE BY OPPONENTS

<u>SCORE</u>			<u>OPPONENT</u>	<u>GRADE</u>	<u>SEASON</u>	
7 / 422	dec	v/s	STH EAST SYDNEY	4TH	1997 - 98	
8 / 393	dec	v/s	HOLROYD	1ST	1996 - 97	
8 / 392	dec	v/s	LINDFIELD	2ND	1982 - 83	
5 / 374	dec	v/s	BLACKTOWN	1ST	1998 - 99	
372		v/s	LINDFIELD	2ND	1968 - 69	
8 / 370		v/s	ROSEVILLE	1ST	2001 - 02	
7 / 366	dec	v/s	BAULKHAM HILLS	4TH	1994 - 95	
360		v/s	LANE COVE	2ND	1991 - 92	
356		v/s	EPPING	3RD	1980 - 81	
8 / 354	dec	v/s	LINDFIELD	1ST	2001 - 02	
6 / 354	dec	v/s	ROSEVILLE	2ND	2000 - 01	
9 / 351	dec	v/s	LINDFIELD	1ST	1996 - 97	
349		v/s	CANTERBURY	3RD	1977 - 78	
348		v/s	LANE COVE	2ND	1956 - 57	
4 / 345		v/s	MACQUARIE UNI	1ST	1996 - 97	
345		v/s	LANE COVE	1ST	1995 - 96	
342		v/s	LINDFIELD	1ST	1978 - 79	
338		v/s	NORTHERN DISTRICTS	3RD	1965 - 66	
338		v/s	MACCABI	5TH	2001 - 02	
337		v/s	CANT-BEXLEY	4TH	1998 - 99	
4 / 332	dec	v/s	HILLS SHIRE	1ST	1998 - 99	
329		v/s	WENTWORTHVILLE	1ST	1979 - 80	
329		v/s	WENTWORTHVILLE	1ST	1973 - 74	
9 / 328	dec	v/s	LINDFIELD	4TH	1997 - 98	
5 / 326	dec	v/s	WARRINGAH	2ND	2001 - 02	
9 / 325	dec	v/s	WENTWORTHVILLE	1ST	1983 - 84	
8 / 322		v/s	STRATHFIELD	3RD	1999 - 00	
8 / 320	dec	v/s	CANT-BEXLEY	1ST	1998 - 99	
320		v/s	UNI OF NSW	1ST	1964 - 65	
319		v/s	STRATHFIELD	4TH	1982 - 83	
7 / 318		v/s	WARRINGAH	3RD	1997 - 98	
318		v/s	RYDE	1ST	1956 - 57	
5 / 317	dec	v/s	MACQUARIE UNI	1ST	1993 - 94	
9 / 316	dec	v/s	MACQUARIE UNI	1ST	1998 - 99	
9 / 313	dec	v/s	BAULKHAM HILLS	2ND	1994 - 95	
4 / 312	dec	v/s	LINDFIELD	1ST	1976 - 77	
312		v/s	WARRINGAH	4TH	1990 - 91	SEMI
6 / 310	dec	v/s	SOUTHERN DISTRICTS	3RD	1968 - 69	
6 / 310		v/s	WARRINGAH	1ST	2001 - 02	
310		v/s	HOLROYD	4TH	1997 - 98	
8 / 308	dec	v/s	ROSEVILLE	2ND	1989 - 90	
7 / 307	dec	v/s	ROSEVILLE	2ND	1980 - 81	
10 / 307		v/s	ROSEVILLE	2ND	2001 - 02	
7 / 306	dec	v/s	EPPING	4TH	1984 - 85	
8 / 306	dec	v/s	LINDFIELD	2ND	1993 - 94	
306		v/s	WENTWORTHVILLE	4TH	1987 - 88	
9 / 306	dec	v/s	MACQUARIE UNI	1ST	1995 - 96	
6 / 305		v/s	BLACKTOWN	3RD	1995 - 96	
8 / 305		v/s	LINDFIELD	1ST	1997 - 98	
10 / 305		v/s	HILLS	2ND	1999 - 00	
3 / 303	dec	v/s	BAULKHAM HILLS (HILLS)	3RD	1991 - 92	
7 / 302		v/s	MACQUARIE UNI	4TH	1998 - 99	
302		v/s	LINDFIELD	1ST	1962 - 63	
4 / 301	dec	v/s	HOLROYD	2ND	1995 - 96	
5 / 301	dec	v/s	PENNANT HILLS	1ST	1968 - 69	
300		v/s	PENNANT HILLS	3RD	1982 - 83	
300		v/s	WARRINGAH	1ST	1997 - 98	
8/300		v/s	SOUTH SYDNEY	2ND	2000 - 01	



## CLUB STATISTICS FOR ALL GRADES

### TEAM SCORES OF 50 OR LESS MADE BY AUBURN

<u>SCORE</u>			<u>OPPONENT</u>	<u>GRADE</u>	<u>SEASON</u>	
8 / 16	dec	vs	EPPING	2ND	1976 - 77	
18		vs	BURWOOD	2ND	1982 - 83	SEMI
19		vs	BURWOOD	4TH	1995 - 96	
21		vs	EPPING	2ND	1970 - 71	
29		vs	BEXLEY	2ND	1960 - 61	
32		vs	RYDE	2ND	1972 - 73	
35		vs	WENTWORTHVILLE	1ST	1983 - 84	
35		vs	UNI OF NSW	3RD	1970 - 71	
35		vs	BAULKHAM HILLS	3RD	1984 - 85	
37		vs	UNI OF NSW	3RD	1970 - 71	
37		vs	LINDFIELD	1ST	1972 - 73	
38		vs	RANDWICK	3RD	1965 - 66	
39		vs	UNI OF NSW	3RD	1970 - 71	
39		vs	EPPING	4TH	1995 - 96	
40		vs	BURWOOD	3RD	1970 - 71	
40		vs	WENTWORTHVILLE	2ND	1985 - 86	
41		vs	CUMBERLAND	3RD	1967 - 68	
41		vs	WENTWORTHVILLE	2ND	1971 - 72	
41		vs	EPPING	1ST	1957 - 58	
43		vs	MACQUARIE UNI	3RD	1990 - 91	
43		vs	SOUTHERN DISTRICTS	3RD	1968 - 69	
43		vs	BEXLEY	2ND	1985 - 86	
45		vs	CANTERBURY	1ST	1994 - 95	
46		vs	CANTERBURY	2ND	1973 - 74	
46		vs	UNI OF NSW	2ND	1971 - 72	
46		vs	SUTHERLAND	3RD	1964 - 65	
47		vs	UNI OF NSW	3RD	1969 - 70	
48		vs	WENTWORTHVILLE	1ST	1973 - 74	SEMI
48		vs	RYDE	1ST	1956 - 57	
49		vs	MACQUARIE UNI	3RD	1971 - 72	
49		vs	BURWOOD	1ST	1968 - 69	
49		vs	EPPING	2ND	1999 - 00	
50		vs	NORTH SYDNEY	5TH	1998 - 99	

### TEAM SCORES OF 50 OR LESS MADE BY OPPONENTS

<u>SCORE</u>			<u>OPPONENT</u>	<u>GRADE</u>	<u>SEASON</u>	
18		vs	PENNANT HILLS	5TH	1999 - 00	
19		vs	MOSMAN	3RD	1965 - 66	
20		vs	BURWOOD	1ST	1961 - 62	FINAL
22		vs	WARRINGAH	1ST	1980 - 81	
23		vs	CANTERBURY	3RD	1971 - 72	
24		vs	RYDE	2ND	1969 - 70	
25		vs	BEXLEY	3RD	1995 - 96	
26		vs	ROSEVILLE	2ND	1965 - 66	
30		vs	EPPING	4TH	1988 - 89	
32		vs	RYDE	2ND	1972 - 73	
32		vs	LINDFIELD	4TH	1984 - 85	
32		vs	ROSEVILLE	5TH	2000 - 01	
34		vs	MACQUARIE UNI	3RD	1976 - 77	
35		vs	SYDNEY UNI	3RD	1971 - 72	
36		vs	LANE COVE	4TH	1982 - 83	
36		vs	SUTHERLAND	2ND	1958 - 59	
36		vs	ROSEVILLE-GORDON	5TH	2001 - 02	
37		vs	SYDNEY UNI	3RD	1971 - 72	
37		vs	BEXLEY	1ST	1952 - 53	
39		vs	CANTERBURY	1ST	1990 - 91	
40		vs	SUTHERLAND	1ST	1956 - 57	
40		vs	LINDFIELD	1ST	1985 - 86	
41		vs	LANE COVE	4TH	2000 - 01	
42		vs	LINDFIELD	1ST	1985 - 86	
42		vs	UNIVERSITY	1ST	1954 - 55	
42		vs	BURWOOD	3RD	1975 - 76	
42		vs	BURWOOD	1ST	1976 - 77	
43		vs	ROSEVILLE	4TH	1988 - 89	
45		vs	BEXLEY	3RD	1985 - 86	
45		vs	LANE COVE	2ND	1985 - 86	
46		vs	LINDFIELD	3RD	1981 - 82	
47		vs	LANE COVE	4TH	1988 - 89	
47		vs	LANE COVE	1ST	1953 - 54	
48		vs	BEXLEY	2ND	1981 - 82	
49		vs	EPPING	2ND	1988 - 89	



**THE DUCK CLUB AWARD (2001 - 02)**

<u>WINNER:</u>	<b>D. WOOD</b>	}	<b>4 DUCKS</b>
<u>OTHER MINOR</u>			
<u>ACHIEVERS :</u>	P. ABBOUD	}	
	D. ARTHUR	}	
	C. DALEY	}	
	R. HAWKER	}	<b>3 DUCKS</b>
	G. SANDERS	}	
	B. TRELOAR	}	
	J. WEILEY	}	
	N. WHITE	}	
B. AINSWORTH	N. GEALE	}	
D. ALDERTON	M. GRUSZKA	}	
R. BARBON	N. HOPPER	}	
B. BERGAN	J. KING (James)	}	
D. BETTIOL	M. McDERMOTT	}	
P. COSTIN	M. MITCHELL	}	<b>2 DUCKS</b>
M. COTTER	J. NOVOSEL	}	
I. COWAN	R. PARNELL	}	
B. DAVISON	C. WATSON	}	
N. DEERY		}	
A. BAKER	C. NOVOSEL	}	
P. BASTOW	S. PHILIPSON	}	
J. BELL	M. POTTER	}	
A. BETTIOL	M. ROSE	}	
D. DAWSON	N. RUGLESS	}	<b>1 DUCKS</b>
D. DIAS	G. RYAN	}	
B. DOWLING	W. SAUNDERS	}	
J. DOWLING	K. THAYANANTHAN	}	
M. KOSZEK	M. TRELOAR	}	
W. KUMARAGE	N. WILLOUGHBY	}	

PREVIOUS SEASON WINNERS

<u>SEASON</u>	<u>NAME</u>	<u>No. DUCKS</u>	<u>CLUB TOTAL</u>	
1982 - 83	*****	4 *	61	
1983 - 84	L. PENDREIGH	5 *	79	
1984 - 85	S. RUDGELEY	4	77	
1985 - 86	S. GUTHRIE	6	97	
1986 - 87	R. WARNER	4	52	
1987 - 88	W. SHEARGOLD	6	87	
1988 - 89	*****	4 *	80	
1989 - 90	N. FORD	3 *	68	
1990 - 91	G. LANGLEY	4	76	
1991 - 92	N. YOUNIS	4	66	
1992 - 93	J. DUHIGG	4 *	81	
1993 - 94	W. SAUNDERS	7**	66	
1994 - 95	B. STONE	5	99	
1995 - 96	A. MITCHELL	5#	111	CLUB RECORD (4 GRADES)
1996 - 97	N. WILLOUGHBY	5	84	
1997 - 98	M. ROSE	5 *	96	
1998 - 99	S. MADDEN	6	129"	
1999 - 00	P. COSTIN	5#	134"	CLUB RECORD (5 GRADES)
2000 - 01	M. HOLMES	4#	77"	
2001 - 02	D. WOOD	4	86"	

- ( \* ) Indicates the trophy was won on a countback (lowest batting average)  
 ( # ) Indicates the trophy was won on a countback (Least no. of Innings )  
 ( " ) Indicates includes Metro Cup players (5th Grade )