

**AUBURN DISTRICT
CRICKET CLUB INC.
SYDNEY SHIRES COMPETITION**



**47 TH
ANNUAL REPORT
1997 - 1998**

For all your printing needs ...

LETTERHEADS BUSINESS CARDS WITH COMPLIMENTS
FLYERS INVOICES RECEIPTS ORDER FORMS
DELIVERY DOCKETS REPORTS INVITATIONS
TICKETS TAGS DESIGN & ARTWORK SERVICE

BAUSCH
P R I N T I N G

7 Amy Street, Regents Park NSW 2143
Tel: (02) 9644 2299 Fax: (02) 9644 2709

PERFECTION BADGES

Manufacturers & Suppliers of..

- METAL BADGES
- BUTTON BADGES
- EMBROIDERED CLOTH BADGES
- KEY RINGS
- COMPANY AWARDS
- NAME BARS
- ADVERTISING & PROMOTIONAL ITEMS
- CLUB & COMPANY JEWELLERY
- LARGE RANGE OF ASSORTED SOUVENIRS
- SOUVENIR SPOONS
- MEDALS & MEDALLIONS

Free Design Service No obligation quotations.

PERFECTION BADGES

19 SKINNER AVENUE
PUNCHBOWL NSW 2196
PHONE: (02) 9584 9144
FAX: (02) 9584 9315

TABLE OF CONTENTS

HONOURS LIST	1
OFFICE BEARERS FOR SEASON 1996 - 97	2
EXECUTIVE OFFICE BEARERS SINCE CLUB FORMATION	3
PRESIDENT'S REPORT	4
SECRETARY'S REPORT	6
APPRECIATION ROLL	9
COMPETITION RESULTS AND POINTS TABLE FOR 1996 - 97	10
COMPETITION WINNERS SINCE 1951 - 52	15
ALL TEAM CAPTAINS SINCE INCEPTION 1951 - 1952	17
AWARD WINNERS 1996 - 97 SEASON	18
PREVIOUS CLUB AWARD WINNERS	20
1ST GRADE MATCH SUMMARIES AND CAPTAIN'S REPORT	24
1ST GRADE PLAYERS AND AVERAGES	29
1ST GRADE OUTSTANDING PERFORMANCES 1996 - 97	31
1ST GRADE RECORDS SINCE 1951 - 52	32
2ND GRADE MATCH SUMMARIES AND CAPTAIN'S REPORT	34
2ND GRADE PLAYERS AND AVERAGES	40
2ND GRADE OUTSTANDING PERFORMANCES 1996 - 97	42
2ND GRADE RECORDS SINCE 1954 - 55	43
3RD GRADE MATCH SUMMARIES AND CAPTAIN'S REPORT	45
3RD GRADE PLAYERS AND AVERAGES	49
3RD GRADE OUTSTANDING PERFORMANCES 1996 - 97	51
3RD GRADE RECORDS SINCE 1964 - 65	52
4TH GRADE MATCH SUMMARIES AND CAPTAIN'S REPORT	54
4TH GRADE PLAYERS AND AVERAGES	59
4TH GRADE OUTSTANDING PERFORMANCES 1996 - 97	61
4TH GRADE RECORDS SINCE 1982 - 83	62
UNDER 24 CAPTAIN'S REPORT AND MATCH RESULTS	64
UNDER 24 COMPETITION STATISTICS SINCE 1987 - 88	67
COMBINED BATTING PERFORMANCES FOR 1996 - 97	68
COMBINED BOWLING PERFORMANCES FOR 1996 - 97	70
1996 - 97 PLAYER'S CAREER STATISTICS	72
PLAYERS 100 MATCH CLUB	76
DISTINGUISHED INDIVIDUAL SEASON PERFORMANCES	77
ALL PARTNERSHIPS IN EXCESS 150 RUNS	78
CENTURIES SCORED SINCE CLUB'S INCEPTION 1951- 52	79
SEVEN WICKETS IN AN INNINGS SINCE 1951 - 52	81
BATSMEN 1000 RUN CLUB	83
BOWLERS 100 WICKET CLUB	85
HIGHEST AND LOWEST TEAM SCORES	87
THE DUCK CLUB AWARD	89

A D C C HONOURS LIST

1952 - 1953	1ST GRADE	PREMIERS
1956 - 1957	1ST GRADE	MINOR PREMIERS
1961 - 1962	1ST GRADE	PREMIERS
1962 - 1963	1ST GRADE	PREMIERS
1962 - 1963	1ST GRADE	MINOR PREMIERS
1962 - 1963		CLUB CHAMPIONS
1963 - 1964	1ST GRADE	PREMIERS
1963 - 1964	1ST GRADE	MINOR PREMIERS
1973 - 1974	3RD GRADE	MINOR PREMIERS
1978 - 1979		CLUB CHAMPIONS
1980 - 1981	1ST GRADE	MINOR PREMIERS
1981 - 1982	3RD GRADE	MINOR PREMIERS
1984 - 1985	4TH GRADE	PREMIERS
1985 - 1986	2ND GRADE	PREMIERS
1985 - 1986	3RD GRADE	MINOR PREMIERS
1985 - 1986		CLUB CHAMPIONS
1986 - 1987	3RD GRADE	PREMIERS
1986 - 1987	3RD GRADE	MINOR PREMIERS
1988 - 1989	4TH GRADE	MINOR PREMIERS
1989 - 1990	1ST GRADE	PREMIERS
1995 - 1996	3RD GRADE	PREMIERS

OFFICE BEARERS FOR SEASON 1997 - 1998

<u>PATRONS:</u>	L. Farley, R. Johnson, A. Rudgeley, R. Hadley,
<u>PRESIDENT:</u>	D. Tribolet
<u>SENIOR VICE PRESIDENT:</u>	T. Suchy
<u>VICE PRESIDENTS:</u>	R. Johnson, L. Farley, T. Suchy, K. Collins, N. Willis W. Shepherd, R. Gentles, N. Ross, R. Abercrombie G. Parry, C. Cassidy, M. McShane
<u>HONORARY SECRETARY:</u>	M. Wood
<u>ASSISTANT SECRETARY:</u>	M. Rouillon
<u>HONORARY TREASURER:</u>	K. Wicks
<u>MANAGEMENT COMMITTEE:</u>	M. Holmes, J. Dowling, P. Costin, M. Ward, J. Bell, D. Rose
<u>CLUB COACH</u>	M. Ward
<u>PROVISIONAL SELECTION COMMITTEE AND PRACTICE CAPTAINS:</u>	M. Ward, M. Wood, M. Holmes, D. Tribolet, M. Rouillon.
<u>LIFE MEMBERS:</u>	G. Parry, D. Tribolet, A. Rudgeley, R. Johnson, T. Suchy, W. Shepherd, R. Hadley, K. Collins, P. Percey, D. Noyes, R. Gentles, J. Ross, J. Whitford (*), T. Haggett (*), E. Howard (*), M. McShane, M. Wood.
(*) Deceased	
<u>DELEGATES TO SCA :</u>	D. Tribolet
<u>DELEGATES TO SYDNEY SHIRES REP. COMMITTEE:</u>	D. Tribolet, M. Wood, M. Rouillon
<u>DELEGATES TO : AUBURN COMBINED SPORTS COMMITTEE</u>	M. Wood, M. Rouillon
<u>CUMBERLAND CRICKET COUNCIL</u>	M. Wood, M. Rouillon
<u>CLUB STATISTICIAN</u>	T. Suchy

EXECUTIVE OFFICE BEARERS

PRESIDENT

1951 - 1952	A. SINCLAIR
1952 - 1970	T.HAGGETT
1970 - 1973	G. PARRY
1973 - 1976	A. RUDGELEY
1976 - 1994	D.TRIBOLET
1994 - 1995	R. HADLEY
1995 - Curr	D.TRIBOLET

SECRETARY

1951 - 1957	J. WHITFORD
1957 - 1967	G. PARRY
1967 - 1972	D.TRIBOLET
1972 - 1973	J. ROSS
1973 - 1976	D.TRIBOLET
1976 - 1979	D.VEIGAL
1979 - 1980	A. SMEE
1980 - 1982	D. VEIGAL
1982 - 1983	A. SMEE
1983 - 1988	S. BLOMFIELD
1988 - 1990	G. BIRD (Snr)
1990 - Curr	M. WOOD

TREASURER

1951 - 1952	R. BAKER
1952 - 1954	S. MEIER
1954 - 1959	A. INGLEBY
1959 - 1961	H. HARRISON
1961 - 1962	D. WOODWARD
1962 - 1966	K. GRIFFITHS
1966 - 1967	R. HALL
1967 - 1970	P. PERKINS
1970 - 1973	P. MOONEY
1973 - 1978	T. SUCHY
1978 - 1979	A. SMEE
1979 - 1985	T. SUCHY
1985 - 1988	G. GUTHRIE
1988 - 1991	****
1991 - 1992	J. DAVINO
1992 - 1993	T. SUCHY
1993 - 1995	D. O'BRIEN
1995 - 1996	R. HADLEY
1996 - 1997	K. CARR
1997 - Curr	K. WICKS

PRESIDENT'S REPORT

1997-98 was a season of improvement in as much as we climbed the ladder in most grades with the 1st Grade having a chance of making the semis with a couple of rounds to go, and though this was our closest effort for some years in the top grade, we missed the boat.

Our overall performance on the field was, in my opinion, very good with many fine individual performances including 4 tons and numerous 5 fors with the ball. The most encouraging aspect was the fine efforts of some of the young brigade.

Congratulations to all the trophy winners with a special mention to Jason Dowling and Michael Wood. Jason took out the "George Parry" Player of the Year Award and to me this was well deserved for his positive and determined attitude to his cricket, something others could copy. Michael Wood achieved the honour of being the highest wicket taker for the season in the whole 3rd Grade competition - a great performance considering his busy workload of Club Secretary, Saturday morning junior coach and general organiser of Mona Park. Both these players should be very proud of their season's achievements.

In my report last year, I mentioned the problem of unavailability of players, hoping this would improve. Unfortunately nothing has improved with only 12 playing in all games. To add to this, 1st Grade used no less than 25 players during the season and naturally when this occurs, the detrimental effect runs through all grades. It makes it extremely difficult for any club to perform to its best when so many players are consistently unavailable for what I consider very poor reasons - have a look at the premiership winning clubs and see how many of their players missed games.

Another point I wish to mention is the lack of attendance at mid-week practice. I don't know how we can expect to win games regularly without practice. Again some of the reasons given for non attendance are pretty ordinary, particularly when the same people put up the nets etc week after week for just a few.....

The Club's finances are only what you would call reasonable. It is difficult these days to maintain a club financially without sponsorship and I would urge all club members to try all possible avenues of sponsorship of any type to assist in this area. Our organised social activities need to be reviewed - this is an area of fund raising, but only if fully supported by club members.

One social item was very successful this season, that being the "Past v's Present" match which went off extremely well and it was good to see some of the 'old' players in fine touch. I appreciate the contributions made to this day by all those members involved - these games will continue.

My 'Thanks' list for the season :

Terry & Keith Ward's continuous dedication to the canteen

Auburn Council and ground staff for their efforts.

Michele Wilkinson & Don Rose for looking after the 1st & 2nd Grade scorebooks.

Ron Eager for his continued contributions to training and Frank Gray team.

Michael Wood & Bob Hadley for their exceptional contributions in running the club.

Ted Suchy for all work behind the scene with stats & compiling the Annual Report.

Finally, as some club members know, I am not standing for any club position next season. This also applies to positions on the Shires Representative Committee and SCA Committee of Management. Over the past two years I have found it extremely difficult to contribute as I expect a person holding such positions should. This has come about due to changed family and business circumstances. On top of this I have been involved for many years and it is about time someone else took over. I still wish to be involved with the club in any capacity but not an official one.

I would like to express my sincere appreciation to all club members for their friendship and support over the years and I look forward to future success of this great club.

Best wishes for an enjoyable and successful 1998-99 season.

Dave Tribolet

President

SECRETARY'S REPORT

This season proved to be a disappointment for a number of reasons not the least was the regular unavailability of up to ten players at any one time. This made it very difficult for the selectors to pick four balanced sides. Until the situation is turned around and player availability becomes more stable, the chances of any side being serious semi-final contenders will continue to be a forlorn hope.

The first grade side lifted its performance in the middle of the season, after being disrupted by the loss of its captain and club coach, Mark Ward, due to a pre-season injury for the first half of the season.

The acquisition mid-season of former Mosman, first grade allrounder, Robin Younan added some much needed strike power to the first grade attack, as well as depth to the batting. Robin troubled all batsmen with his pace and showed his allround talent with the bat in scoring 120 not out against Macquarie University.

Some positives to emerge from the season were the development of Jason Dowling as a genuine first grade bowler, the vintage batting of Ken Collins, Demi Sclavos and the tremendous improvement shown by Steve Jonaidi. If more players had Steve's commitment and dedication the club would be a lot more consistent in all grades. Along with the return of Ken Collins and Demi Sclavos, after a number of years absence, George Kassis made a welcome return to the club. There is no doubt that with a season's cricket under their belt that Demi and George will put pressure on next season for a possible first grade spot.

This season saw a number of promising players such as Richard Hawker, Damon MacFarlane and Matthew Collins join the club for their first season on turf.

The efforts of Clinton Daley and Greg Ryan in putting the covers down every week on both grounds was greatly appreciated. I would also like to pay a special tribute to Terry Ward who once again ran the canteen, provided afternoon teas second to none and kept the players in line. Keith Ward's help was also invaluable, as was the role of Michelle and Renae in undertaking the first grade scoring duties.

The club again received excellent support from the Auburn Council, in particular the ground staff at Mona Park led by Graham Wilson and Brian O'Connor.

A special note of thanks goes to Ron Eagar for his involvement with the U/24's and for stepping in to take on the role of club coach during the absence of Mark Ward.

I would also like to thank Marc Rouillon for standing in for me at various meetings when I was unable to attend. And congratulations once again to Ted Suchy for producing such a high quality annual report.

Finally, Dave Tribolet, our Club President and longest serving and playing member has decided to call it a day and will not stand for re-election as President. Dave has given Auburn many years of dedication...His work behind the scenes is well known and appreciated by all the longer term members. We all hope to still see Dave at Mona Park on Saturday afternoons.

Auburn will miss its greatest icon!

Mike Wood
Hon. Secretary

ADCC MANAGEMENT COMMITTEE MEETINGS

NAME	ATTENDED	APOLOGIES
MIKE WOOD	10	
DAVE TRIBOLET	5	5
BOB HADLEY	7	3
MARK WARD	3	7
JASON DOWLING	9	1
MICHAEL HOLMES	6	4
MARC ROUILLON	9	1
KEVIN WICKS	7	
JASON BELL Appointed 24/9/98	1	5
PAUL COSTIN	5	5
DON ROSE Appointed 18/11/97	6	



TRY TO TALK MICK'S WIFE DOWN
SHE'S THE BEST SCORER THE CLUB'S EVER HAD !

APPRECIATION ROLL

The Club would like to thank the following Sponsors and Organisations for their support during the 1997-98 season :

AUBURN COUNCIL

- * CARLTON UNITED BREWERY
- * PERFECTION BADGES (Perfection Plate)
- * BAUSCH PRINTING (Regents Park)
- * NSW CRICKET ASSOCIATION
- * AUBURN COMBINED SPORTS COMMITTEE
- * SYDNEY CRICKET ASSOCIATION
- * PARADISE LEGENDS P/L (Manufacturers of 'Torpedo')

Special thanks are extended to the following individuals :

- * Anthony Donaldson, Supervisor, parks and gardens (Auburn Council) and ground staff Graham Wilson and Brian O'Connor.
- * Terry Ward, club canteen.
- * Keith Ward, general assistance.
- * Ted Suchy for maintaining the clubs statistics and preparing the Annual Report.
- * Chris Cassidy, Councillor with Auburn Council for his support.
- * Michael Wilkinson, Don Rose and Renae for scoring duties.
- * Jason Dowling for managing the U / 24 side.
- * Ron Eager for coaching and managing the U / 24 side.

COMPETITION RESULTS AND FINAL POINTS TABLES

PREMIERS

1ST GRADE	BLACKTOWN
2ND GRADE	SOUTH SYDNEY
3RD GRADE	WARRINGAH
4TH GRADE	BURWOOD

THE "DAVE TRIBOLET" CLUB CHAMPIONSHIP TROPHY

1ST	WARRINGAH	1414
2ND	BURWOOD	1300
3RD	SOUTH SYDNEY	1280
4TH	LINDFIELD	1132
5TH	BLACKTOWN	1060
6TH	STRATHFIELD	978
7TH	MACQUARIE UNI	977
8TH	HOLROYD	976
9TH	ROSEVILLE	904
10TH	LANE COVE	868
11TH	PENNANT HILLS	866
12TH	CANTERBURY-BEXLEY	763
13TH	AUBURN	676.2
14TH	EPPING	552
15TH	HILLS	528



COMPETITION FINAL POINTS TABLES

FIRST GRADE

	<u>CLUB</u>	<u>WO</u>	<u>W1</u>	<u>D</u>	<u>L1</u>	<u>LO</u>	<u>T1</u>	<u>T2</u>	<u>PTS</u>	<u>QUOTIENT</u>
1ST	LANE COVE	4	5	-	0	1	-	-	76	
2ND	WARRINGAH	1	9	1	3	-	-	-	70	
3RD	LINDFIELD	2	7	3	2	-	-	-	68	(1.7464)
4TH	BLACKTOWN	-	2	7	3	2	-	-	68	(1.2738)
<hr/>										
5TH	STRATHFIELD	-	10	2	2	-	-	-	66	
6TH	BURWOOD	1	8	2	3	-	-	-	64	
7TH	SOUTH SYDNEY	1	6	1	5	1	-	-	52	
8TH	ROSEVILLE	2	4	-	5	3	-	-	50	
9TH	MACQUARIE UNI	1	5	-	7	1	-	-	46	
10TH	AUBURN	1	5	-	6	2	-	-	43.7	****
11TH	HOLROYD	1	4	1	8	-	-	-	40	
12TH	PENNANT HILLS	-	4	2	4	4	-	-	30	
13TH	CANTERBURY-BEXLEY	1	2	1	8	2	-	-	28	
14TH	EPPING	-	2	1	10	1	-	-	18	
15TH	HILLS	-	1	1	10	2	-	-	12	

**** Points deducted for infringement of SCA rules.

SECOND GRADE

	<u>CLUB</u>	<u>WO</u>	<u>W1</u>	<u>D</u>	<u>L1</u>	<u>LO</u>	<u>T1</u>	<u>T2</u>	<u>PTS</u>	<u>QUOTIENT</u>
1ST	SOUTH SYDNEY	1	10	-	3	-	-	-	76	(1.6117)
2ND	WARRINGAH	1	10	-	3	-	-	-	76	(1.3955)
3RD	MACQUARIE UNI	1	8	-	4	-	1	-	67	
4TH	PENNANT HILLS	-	10	1	3	-	-	-	66	
<hr/>										
5TH	CANTERBURY-BEXLEY	2	6	-	4	1	1	-	65	
6TH	BURWOOD	2	6	-	6	-	-	-	62	
7TH	ROSEVILLE	-	8	-	6	-	-	-	54	
8TH	HOLROYD	1	6	-	5	2	-	-	52	-
9TH	STRATHFIELD	-	6	-	8	-	-	-	42	(0.9554)
10TH	BLACKTOWN	-	6	-	8	-	-	-	42	(0.8626)
11TH	AUBURN	-	6	-	6	2	-	-	42	(0.7135)
12TH	LINDFIELD	-	5	2	7	-	-	-	36	
13TH	LANE COVE	-	4	-	10	1	-	-	30	
14TH	HILLS	-	2	1	10	1	-	-	18	
15TH	EPPING	-	1	-	11	2	-	-	12	

COMPETITION FINAL POINTS TABLES

THIRD GRADE

	<u>CLUB</u>	<u>WO</u>	<u>W1</u>	<u>D</u>	<u>L1</u>	<u>LO</u>	<u>T1</u>	<u>T2</u>	<u>PTS</u>
1ST	WARRINGAH	2	7	3	2	-	-	-	68 (1.7175)
2ND	HOLROYD	2	7	3	2	-	-	-	68 (1.2312)
3RD	SOUTH SYDNEY	-	10	2	1	1	-	-	66
4TH	BURWOOD	-	9	3	2	-	-	-	60
<hr/>									
5TH	LINDFIELD	1	7	2	4	-	-	-	58
6TH	HILLS	-	7	1	5	1	-	-	48
7TH	BLACKTOWN	1	5	3	5	-	-	-	46
8TH	ROSEVILLE	1	4	1	6	2	-	-	40
9TH	PENNANT HILLS	2	2	1	8	1	-	-	38
10TH	STRATHFIELD	-	5	5	3	1	-	-	36
11TH	LANE COVE	1	3	1	9	-	-	-	34
12TH	MACQUARIE UNI	-	4	1	8	1	-	-	30 (0.8090)
13TH	AUBURN	-	4	2	8	-	-	-	30 (0.7572)
14TH	EPPING	-	4	1	8	1	-	-	30 (0.7360)
15TH	CANTERBURY-BEXLEY	-	2	1	9	2	-	-	18

FOURTH GRADE

	<u>CLUB</u>	<u>WO</u>	<u>W1</u>	<u>D</u>	<u>L1</u>	<u>LO</u>	<u>T1</u>	<u>T2</u>	<u>PTS</u>
1ST	BURWOOD	1	11	1	1	-	-	-	82
2ND	SOUTH SYDNEY	1	10	1	2	-	-	-	76
3RD	CANTERBURY-BEXLEY	1	9	-	4	-	-	-	70
4TH	MACQUARIE UNI	-	10	-	4	-	-	-	66
<hr/>									
5TH	LINDFIELD	1	8	1	4	-	-	-	64
6TH	WARRINGAH	1	7	2	4	-	-	-	58
7TH	HOLROYD	1	6	1	4	2	-	-	52
8TH	EPPING	1	4	-	9	-	-	-	40
9TH	PENNANT HILLS	-	5	-	8	1	-	-	36
10TH	ROSEVILLE	1	3	1	7	2	-	-	34 (0.8460)
11TH	BLACKTOWN	1	3	2	8	-	-	-	34 (0.8333)
12TH	LANE COVE	1	3	-	10	-	-	-	34 (0.7844)
13TH	HILLS	1	3	2	4	4	-	-	34 (0.7468)
14TH	AUBURN	-	3	-	9	2	-	-	24 (0.6940)
15TH	STRATHFIELD	-	3	1	10	-	-	-	24 (0.6913)

MUNICIPAL AND SHIRES COMPETITION WINNERS

1ST AND 2ND GRADE WINNERS SINCE CLUB'S INCEPTION IN 1951-1952

SEASON	1ST GRADE ('A' DIV)	2ND GRADE ('B' DIV)
1951 - 52	BURWOOD	LINDFIELD
1952 - 53	LINDFIELD	BURWOOD
1953 - 54	AUBURN	LINDFIELD
1954 - 55	PENNANT HILLS	BURWOOD
1955 - 56	BURWOOD	BURWOOD
1956 - 57 *	RYDE	SUTHERLAND
1957 - 58	EPPING	EPPING
1958 - 59	EPPING	BEXLEY
1959 - 60	CANTERBURY	PENNANT HILLS
1960 - 61	PENNANT HILLS	LANE COVE
1961 - 62	AUBURN	PENNANT HILLS
1962 - 63 *	AUBURN	LANE COVE
1963 - 64 *	AUBURN	UNIVERSITY NSW
1964 - 65	UNIVERSITY NSW	BURWOOD
1965 - 66	UNIVERSITY NSW	EPPING
1966 - 67	ROSEVILLE	UNIVERSITY NSW
1967 - 68	UNIVERSITY NSW	UNIVERSITY NSW
1968 - 69	ROSEVILLE	LANE COVE
1969 - 70	WENTWORTHVILLE	LANE COVE
1970 - 71	UNIVERSITY NSW	EPPING
1971 - 72	UNIVERSITY NSW	BURWOOD
1972 - 73	WENTWORTHVILLE	BURWOOD
1973 - 74	EPPING	WENTWORTHVILLE
1974 - 75	EPPING	EPPING
1975 - 76	CANTERBURY	EPPING
1976 - 77	LINDFIELD	CANTERBURY
1977 - 78	LINDFIELD	WENTWORTHVILLE
1978 - 79 *	WENTWORTHVILLE	MACQUARIE UNI
1979 - 80	EPPING	EPPING
1980 - 81 *	BURWOOD	EPPING
1981 - 82	WENTWORTHVILLE	EPPING
1982 - 83	LINDFIELD	BURWOOD
1983 - 84	WENTWORTHVILLE	EPPING
1984 - 85	BURWOOD	CANTERBURY
1985 - 86 *	EPPING	AUBURN
1986 - 87	WENTWORTHVILLE	WENTWORTHVILLE
1987 - 88	WENTWORTHVILLE	ROSEVILLE
1988 - 89	WARRINGAH	LANE COVE
1989 - 90	AUBURN	BURWOOD
1990 - 91	ROSEVILLE	WENTWORTHVILLE
1991 - 92	LINDFIELD	LINDFIELD
1992 - 93	LINDFIELD	MACQUARIE UNI
1993 - 94	LINDFIELD	BURWOOD
1994 - 95	CANTERBURY	LINDFIELD
1995 - 96	MACQUARIE UNI	BURWOOD
1996 - 97	STH. EAST SYDNEY	BLACKTOWN
1997 - 98	BLACKTOWN	STH. EAST SYDNEY

1956 - 57 *	AUBURN	'A'	DIV	MINOR PREMIERS
1962 - 63 *	AUBURN	'A'	DIV	MINOR PREMIERS
1962 - 63 *	AUBURN			CLUB CHAMPIONS
1963 - 64 *	AUBURN	'A'	DIV	MINOR PREMIERS
1978 - 79 *	AUBURN			CLUB CHAMPIONS
1980 - 81 *	AUBURN	'A'	DIV	MINOR PREMIERS
1985 - 86 *	AUBURN			CLUB CHAMPIONS

MUNICIPAL AND SHIRES COMPETITION WINNERS

3RD AND 4TH GRADE WINNERS SINCE INCEPTION IN 1964 (3RD) AND 1982 (4TH)

<u>SEASON</u>	<u>3RD GRADE ('C' DIV)</u>	<u>4TH GRADE ('D' DIV)</u>
1964 - 65	SUTHERLAND	-
1965 - 66	BALMAIN	-
1966 - 67	BANKSTOWN	-
1967 - 68	WENTWORTHVILLE	-
1968 - 69	SOUTHERN DIST.	-
1969 - 70	LANE COVE & CANTERBURY	-
1970 - 71	LANE COVE	-
1971 - 72	MACQUARIE UNI	-
1972 - 73	MACQUARIE UNI	-
1973 - 74 *	LANE COVE	-
1974 - 75	EPPING	-
1975 - 76	EPPING	-
1976 - 77	EPPING	-
1977 - 78	EPPING	-
1978 - 79	MACQUARIE UNI	-
1979 - 80	EPPING	-
1980 - 81	BURWOOD	-
1981 - 82 *	EPPING	-
1982 - 83	CANTERBURY	STRATHFIELD
1983 - 84	STRATHFIELD	EPPING
1984 - 85	EPPING	AUBURN
1985 - 86 *	EPPING	BURWOOD
1986 - 87 *	AUBURN	SYDNEY UNI
1987 - 88	WARRINGAH	SYDNEY UNI
1988 - 89 *	BEXLEY	WENTWORTHVILLE
1989 - 90	WENTWORTHVILLE	BURWOOD
1990 - 91	ROSEVILLE	WARRINGAH
1991 - 92	WARRINGAH	ROSEVILLE
1992 - 93	WENTWORTHVILLE	BAULKHAM HILLS
1993 - 94	BURWOOD	MACQUARIE UNI
1994 - 95	MACQUARIE UNI	STRATHFIELD
1995 - 96	AUBURN	BEXLEY
1996 - 97	PENNANT HILLS	WARRINGAH
1997 - 98	WARRINGAH	BURWOOD
1973 - 74 *	AUBURN 'C' DIV	MINOR PREMIERS
1981 - 82 *	AUBURN 'C' DIV	MINOR PREMIERS
1985 - 86 *	AUBURN 'C' DIV	MINOR PREMIERS
1986 - 87 *	AUBURN 'C' DIV	MINOR PREMIERS
1988 - 89 *	AUBURN 'D' DIV	MINOR PREMIERS

POSITION ON FINAL POINTS TABLE SINCE INCEPTION 1951 - 52

<u>SEASON</u>	<u>1ST (A)</u>	<u>2ND (B)</u>	<u>3RD (C)</u>	<u>4TH (D)</u>	<u>CLUB CHAMPIONSHIP</u>
1951 - 52	3	-	-	-	-
1952 - 53	6	-	-	-	-
1953 - 54	PREMIERS	-	-	-	-
1954 - 55	2	8	-	-	-
1955 - 56	3	9	-	-	-
1956 - 57	3*	10	-	-	-
1957 - 58	2	9	-	-	3
1958 - 59	4	11	-	-	5
1959 - 60	3	11	-	-	4
1960 - 61	7	9	-	-	8
1961 - 62	PREMIERS	7	-	-	3
1962 - 63	PREMIERS*	11	-	-	WINNERS
1963 - 64	PREMIERS*	4	-	-	2
1964 - 65	2	7	2	-	5
1965 - 66	2	6	5	-	3
1966 - 67	10	8	6	-	9
1967 - 68	10	5	12	-	10
1968 - 69	8	4	11	-	8
1969 - 70	11	9	9	-	11
1970 - 71	9	3	11	-	6
1971 - 72	4	5	2	-	5
1972 - 73	3	7	9	-	6
1973 - 74	3	7	3*	-	3
1974 - 75	6	9	2	-	8
1975 - 76	9	6	3	-	7
1976 - 77	3	9	5	-	6
1977 - 78	6	6	2	-	5
1978 - 79	4	2	-	-	WINNERS
1979 - 80	3	6	-	-	3
1980 - 81	2*	8	8	-	3
1981 - 82	7	3	2*	-	5
1982 - 83	5	4	5	5	5
1983 - 84	4	5	9	5	6
1984 - 85	5	3	5	PREMIERS	2
1985 - 86	3	PREMIERS	2*	4	WINNERS
1986 - 87	13	9	PREMIERS*	13	8
1987 - 88	11	10	5	4	7
1988 - 89	12	6	6	3*	6
1989 - 90	PREMIERS	2	4	5	3
1990 - 91	5	2	13	4	6
1991 - 92	9	10	10	10	8
1992 - 93	10	14	14	12	11
1993 - 94	12	6	9	6	10
1994 - 95	13	12	12	16	15
1995 - 96	15	10	PREMIERS	13	10
1996 - 97	13	15	5	9	13
1997 - 98	10	11	13	14	13

* Indicates **MINOR PREMIERS**

N.B. Team Not Entered In 3rd Grade In 1978-79 and 1979-80

N.B. 16 Teams Entered In Competition In 1994 - 95

N.B. 15 Teams Entered In Competition In 1997 - 98

CLUB STATISTICS FOR ALL GRADES SINCE 1967-68

WIN / LOSS RATIO AGAINST ALL OPPONENTS

OPPONENT	GAMES PLAYED	FIRST INNS		OUTRIGHT		DRAW	TIE
		WIN	LOSS	WIN	LOSS		
BAULKHAM HILLS }}	50	18	13	1	1	16	1
HILLS	8	3	1	0	1	3	0
BEXLEY }}	83	41	21	6	3	12	0
CANTERBURY-BEXLEY	4	1	1	0	1	1	0
BLACKTOWN	16	8	6	0	2	0	0
BURWOOD	120	32	49	4	11	21	3
CANTERBURY **	106	44	30	8	6	16	2
EPPING	152	46	57	7	6	36	0
LANE COVE	119	51	35	12	6	15	0
LINDFIELD	115	46	43	8	4	13	1
MACQUARIE UNI	90	36	29	4	6	15	0
PENNANT HILLS	110	47	38	9	2	12	2
ROSEVILLE	97	47	32	5	5	7	1
STH EAST SYDNEY	16	4	10	0	2	0	0
STRATHFIELD	61	27	21	6	3	4	0
WARRINGAH	89	33	40	4	0	12	0
WENTWORTHVILLE }} HOLROYD	105 17	29 5	42 4	8 0	8 3	18 5	0 0
UNI NSW **	37	11	15	2	5	4	0
RYDE **	21	12	2	2	1	4	0
SUTHERLAND **	7	3	2	1	0	1	0
CUMBERLAND **	6	1	2	0	2	1	0
OTHERS **	16	2	6	1	2	5	0
TOTALS	1445	547	499	88	80	221	10

SUMMARY :	TOTAL PLAYED...	1445	
	TOTAL WON.....	635	(43.9%)
	TOTAL LOST.....	579	(40.1%)
	DRAWN / TIED.....	231	(16.0%)

SEMI FINALS AND FINALS

SEMI FINALS	PLAYED	36	WON 13	LOST 18
			WINNING DRAW 2	LOSING DRAW 3
FINALS	PLAYED	15	WON 3	LOST 6
			WINNING DRAW 3	LOSING DRAW 3

N.B. A winning / losing draw is determined by a team's position on the competition table in the event of a semi or final being drawn or tied.

** Teams with this symbol are no longer in the competition.

}} Wentworthville changed their name to Holroyd in 1993 - 94.

}} Bexley changed their name to Canterbury-Bexley in 1997 - 98

AUBURN DISTRICT CRICKET CLUB HONOURS LIST

ALL TEAM CAPTAINS SINCE INCEPTION 1951 - 1952

SEASON	1ST GRADE (A)	2ND GRADE (B)	3RD GRADE (C)	4TH GRADE (D)
1951 - 52	D. PERKINS	-	-	-
1952-53	D. PERKINS **	-	-	-
1953 - 54	D. PERKINS	-	-	-
1954-55	M. PARRY *	J. SKINNER	-	-
1955 - 56	G. PARRY	J. UREN	-	-
1956 - 57	D. PERKINS	J. UREN	-	-
1957-58	D. PERKINS *	C. KERSLAKE	-	-
1958 - 59	H. HARRISON	J. LAWTON	-	-
1959 - 60	D. PERKINS	J. LAWTON	-	-
1960 - 61	G. PARRY	D. WOODWARD	-	-
1961-62	G. PARRY **	D. WOODWARD	-	-
1962-63	G. PARRY **	D. TRIBOLET	-	-
1963-64	G. PARRY **	L. HOWARD	P. JAMES	-
1964-65	R. HALL *	K. GRIFFITHS	D. TRIBOLET *	-
1965-66	G. PARRY *	D. TRIBOLET	P. BAMBURY	-
1966 - 67	R. HALL	J. SCORGIE	D. TRIBOLET	-
1967 - 68	L. MARKS	D. TRIBOLET	M. McSHANE	-
1968 - 69	L. MARKS	D. TRIBOLET	M. McSHANE	-
1969 - 70	L. MARKS	D. TRIBOLET	M. McSHANE	-
1970 - 71	A. RUDGLEY	D. TRIBOLET	M. McSHANE	-
1971-72	H. HARRISON	D. TRIBOLET	K. GOUGH *	-
1972 - 73	H. HARRISON	D. TRIBOLET	P. MOONEY	-
1973 - 74	J. ROSS	B. MOORE	P. MOONEY	-
1974-75	J. ROSS	A. RUDGLEY	D. TRIBOLET *	-
1975 - 76	R. JOHNSON	P. PERCEY	G. WADE	-
1976 - 77	J. FINDLAY	P. PERCEY	D. TRIBOLET	-
1977-78	J. FINDLAY	P. PERCEY	D. TRIBOLET *	-
1978 - 79	J. FINDLAY	D. TRIBOLET	-	-
1979 - 80	J. ROSS	D. TRIBOLET	-	-
1980-81	J. ROSS *	D. TRIBOLET	P. FINCH	-
1981 - 82	J. ROSS	D. TRIBOLET	P. PERCEY	-
1982 - 83	K. COLLINS	D. VEIGAL	D. TRIBOLET	G. WADE
1983-84	J. ROSS	D. VEIGAL	P. PERCEY *	W. SHEPHERD
1984-85	J. ROSS	A. SMEE	D. TRIBOLET	W. SHEPHERD *
1985-86	D. HARVEY	D. NOYES **	W. MARSHALL	W. SHEPHERD
1986 - 87	R. WILEY	D. NOYES	W. SHEPHERD	S. BLOMFIELD
1987 - 88	R. WILEY	T. SUCHY	W. SHEPHERD	P. PERCEY
1988 - 89	B. TRIBOLET	T. SUCHY	J. WALSH	S. BLOMFIELD
1989-90	T. WOOD **	K. COLLINS *	R. GENTLES	T. LEBRETON
1990-91	T. WOOD	J. DAVINO *	G. LANGLEY	W. SHEPHERD
1991 - 92	T. WOOD	J. DAVINO	T. SUCHY	S. BLOMFIELD
1992 - 93	M. WOOD	D. NOYES	T. SUCHY	D. O'BRIEN
1993 - 94	M. TROY	C. MASTERSON	D. OBRIEN	M. ROUILLON
1994 - 95	M. TROY	B. HANSHAW	D. OBRIEN	M. ROUILLON
1995 - 96	M. TROY	N. HOPPER	M. WOOD **	P. BUCHOLTZ
1996 - 97	M. WARD	C. DALEY	M. WOOD	J. BELL
1997 - 98	M. WARD	M. HOLMES	M. WOOD	J. BELL

** Indicates Premiership Team Captain
 * Indicates Runners-up Team Captain

N.B. Team Not Entered In 3rd Grade In 1978-79 and 1979-80

ADCC AWARD WINNERS 1997 - 98 SEASON

ADCC PLAYER OF THE YEAR: J. DOWLING

BATTING AGGREGATE: C. DALEY

BATTING AVERAGE: K. COLLINS
Min 250 runs and 8 inn.

BOWLING AGGREGATE: M. WOOD

BOWLING AVERAGE: M. WOOD
Min 20 wickets + 6 matches

'LINDSAY REES' FIELDING AWARD: { S. MOBBS
{ D. DIAS

UNDER 24 PLAYER OF THE YEAR: B. DOWLING

'CHICKA MOORE' M. WOOD

BEST SLOW BOWLER AWARD:

INDIVIDUAL GRADES TEAM PLAYER OF THE YEAR AWARDS

<u>1ST GRADE:</u>	R. YOUNIS	<u>3RD GRADE:</u>	A. LOVERIDGE
<u>2ND GRADE:</u>	C. DALEY	<u>4TH GRADE:</u>	P. SMITH

BATTING DETAILS

Minimum 8 Innings and 250 Runs

NAME	TOT	1ST	2ND	3RD	4TH	INN	NO	HS	AVE	CTCH	MTCH
C. DALEY	443	53	390	-	-	19	2	73	26.06	9	14
P. SMITH	384	-	-	-	384	15	0	67	25.60	9	12
D. SCLAVOS	320	-	152	168	-	9	3	108*	53.33	3	9
J. BELL	306	-	-	-	306	17	0	113	18.00	14	14
R. YOUNAN	299	299	-	-	-	13	2	121*	27.18	1	10
P. COLEMAN	299	-	-	91	208	13	1	69*	24.92	2	11
K. COLLINS	279	-	12	255	12	10	5	67*	55.80	5	10
D. DIAS	274	-	154	120	-	19	4	50	18.27	7	14
A. JONAI	267	-	-	11	256	16	0	45	16.69	6	14
D. SIRR	259	-	-	62	197	18	1	51	15.24	3	14
N. RUGLESS	256	256	-	-	-	17	1	74	16.00	5	14

BOWLING DETAILS

Min 20 wickets and 6 matches

NAME	TOT	1ST	2ND	3RD	4TH	O	M	RUN	AVE	BEST	MTCH
M. WOOD	42	-	-	42	-	198	47	529	12.60	5/18	14
J. DOWLING	37	30	7	0	-	184	49	468	12.65	6/28	14
R. YOUNAN	32	32	-	-	-	175	34	566	17.69	7/44	10
S. MADDEN	29	-	-	3	26	204	53	640	22.07	4/26	14
C. O'NEILL	26	0	26	-	-	167	36	456	17.54	4/34	14
M. McDERMOTT	26	2	24	-	-	182	38	537	20.65	5/57	13
J. BELL	25	-	-	-	25	165	39	500	20.00	6/50	14
M. EGAN	22	-	4	18	-	155	28	498	22.64	5/34	14

PLAYER OF THE YEAR AND FIELDING AWARD POINTS

PLAYER OF THE YEAR

(Minimum 18 points)

<u>POINTS</u>		<u>GAMES</u>	<u>POINTS</u>		<u>GAMES</u>
49.5	J. DOWLING	14	32.5	D. RICHARDSON	13
44.0	C. DALEY	14	31.5	K. COLLINS	10
42.0	S. MADDEN	14	31.5	R. HAWKER	11
41.0	C. O'NEILL	14	31.5	Z. YOUNAN	10
40.0	D. DIAS	14	30.5	M. POTTER	11
39.5	K. WICKS	13	29.5	I. PATON	11
39.0	M. HOLMES	14	29.5	B. DOWLING	11
38.5	M. McDERMOTT	13	29.0	G. RYAN	12
37.5	M. EGAN	14	29.0	M. COTTER	13
37.0	S. MOBBS	13	28.5	G. KASSIS	12
36.5	J. MORRICE	14	28.5	N. ANDREWS	11
36.0	J. BELL	14	28.0	D. SCLAVOS	9
36.0	N. RUGLESS	14	28.0	P. COLEMAN	11
36.0	R. YOUNAN	10	28.0	M. COLLINS	12
35.5	P. SMITH	12	27.0	D. WEEDON	12
35.5	M. WOOD	14	26.0	M. ROUILLON	13
35.5	A. JONAI DI	14	25.5	N. HOPPER	9
35.0	M. ROSE	12	25.0	M. WARD	9
34.5	D. MAcFARLANE	13	23.0	W. RANAWAKE	10
34.5	P. COSTIN	13	22.0	J. BEGNELL	10
33.5	D. BETTIOL	13	21.0	R. ZELLA	8
33.0	D. SIRR	14	20.5	C. WILKINSON	8
32.5	A. LOVERIDGE	14	18.5	N. WILLOUGHBY	8

FIELDING AWARD

(Minimum 18 points)

<u>POINTS</u>		<u>GAMES</u>	<u>POINTS</u>		<u>GAMES</u>
45.5	S. MOBBS	13	30.5	D. SCLAVOS	9
45.5	D. DIAS	14	30.5	M. WOOD	14
45.0	A. JONAI DI	14	29.0	R. HAWKER	11
41.5	A. LOVERIDGE	14	29.0	Z. YOUNAN	10
40.0	C. DALEY	14	28.5	M. COLLINS	12
38.0	J. MORRICE	14	28.5	G. RYAN	12
37.5	J. BELL	14	28.5	J. DOWLING	14
37.0	M. ROUILLON	13	28.0	G. KASSIS	12
36.5	P. COSTIN	13	27.5	I. PATON	11
36.0	P. SMITH	12	27.5	D. SIRR	14
35.5	C. O'NEILL	14	27.5	K. COLLINS	10
35.5	M. HOLMES	14	27.0	C. WILKINSON	8
35.0	M. POTTER	11	27.0	P. COLEMAN	11
35.0	M. EGAN	14	26.5	M. COTTER	13
34.0	N. RUGLESS	14	26.5	N. HOPPER	9
33.5	D. BETTIOL	13	24.5	W. RANAWAKE	10
33.0	M. McDERMOTT	13	24.5	N. ANDREWS	11
33.0	K. WICKS	13	24.5	B. DOWLING	11
33.0	M. ROSE	12	24.0	R. YOUNAN	10
32.5	S. MADDEN	14	22.5	M. WARD	9
32.5	D. MAcFARLANE	13	22.0	N. WILLOUGHBY	8
31.5	D. RICHARDSON	13	18.5	G. BIRT	7
30.5	D. WEEDON	12			

PREVIOUS CLUB AWARD WINNERS

GEORGE PARRY PLAYER OF THE YEAR AWARD (Established 1963)

1963 - 64	N. MATTHEWS	1982 - 83	B. TRIBOLET
1964 - 65	R. HALL	1983 - 84	P. McDERMID
1965 - 66	G. PARRY	1984 - 85	B. COUPAR
1966 - 67	K. WILLIAMS		W. SHEPHERD
1967 - 68	T. SUCHY	1985 - 86	W. MARSHALL
1968 - 69	A. RUDGELEY	1986 - 87	W. MARSHALL
1969 - 70	L. WEBSTER	1987 - 88	G. KASSIS
1970 - 71	R. JOHNSON		M. COTTER
1971 - 72	F. MOLSKI	1988 - 89	T. BURTON
1972 - 73	R. JOHNSON	1989 - 90	G. KASSIS
1973 - 74	F. MOLSKI	1990 - 91	T. WOOD
1974 - 75	A. SMEE	1991 - 92	T. WOOD
1975 - 76	R. JOHNSON	1992 - 93	M. WOOD
1976 - 77	I. JOHNSON	1993 - 94	G. MITCHELL
1977 - 78	R. JOHNSON	1994 - 95	M. BENSEMANN
1978 - 79	I. JOHNSON	1995 - 96	M. McDERMOTT
1979 - 80	I. JOHNSON	1996 - 97	J. DOWLING
1980 - 81	D. HARVEY		K. WICKS
1981 - 82	G. WADE	1997 - 98	J. DOWLING

THE LINDSAY REES FIELDING AWARD (Established 1970)

1970 - 71	P. MOONEY	1982 - 83	K. FARLEY
1971 - 72	D. TRIBOLET	1983 - 84	J. ROSS
1972 - 73	J. ROSS	1984 - 85	G. BIRD
1973 - 74	J. FINDLAY	1985 - 86	J. MITRI
1974 - 75	T. SUCHY	1986 - 87	D. GAY
1975 - 76	P. JACKYMIN	1987 - 88	V. ZUBAK
	D. STANFORD	1988 - 89	D. DIAS
1976 - 77	J. FINDLAY		J. MAGUIRE
	L. REES	1989 - 90	D. SCLAVOS
	A. SMEE	1990 - 91	T. ROSS
1977 - 78	D. TRIBOLET	1991 - 92	B. TARLINTON
1978 - 79	J. FINDLAY	1992 - 93	C. WILKINSON
1979 - 80	P. PERCEY	1993 - 94	M. PURDON
	A. SMEE	1994 - 95	J. CLARK
1980 - 81	I. JOHNSON	1995 - 96	C. CLUNAS
	L. REES	1996 - 97	B. TARLINTON
1981 - 82	K. FARLEY	1997 - 98	S. MOBBS / D. DIAS

PRESIDENT'S TROPHY (** announced at the AGM.)

1979 - 80	A. SMEE	1989 - 90	R. HADLEY
1980 - 81	I. JOHNSON	1990 - 91	V. CONNOR
1981 - 82	A. SMEE	1991 - 92	M. WOOD
1982 - 83	A. SMEE	1992 - 93	M. WOOD
1983 - 84	K. COLLINS	1993 - 94	R. HADLEY
1984 - 85	K. COLLINS	1994 - 95	T. SUCHY
1985 - 86	J. ROSS	1995 - 96	P. BUCHOLTZ
1986 - 87	W. MARSHALL	1996 - 97	M. WOOD
1987 - 88	K. COLLINS	1997 - 98	**
1988 - 89	S. BLOMFIELD		

THE BRIAN MOORE TROPHY (BEST SLOW BOWLER)

1983 - 84	K. FARLEY (21 Wkts)	1992 - 93	B. STONE (19 Wkts)
1984 - 85	B. KINSELLA (24 Wkts)	1993 - 94	B. STONE (27 Wkts)
1985 - 86	L. PENDREIGH (30 Wkts)	1994 - 95	M. BENSEMANN (20 Wkts)
1986 - 87	J. WALSH (29 Wkts)	1995 - 96	S. ROY (39 Wkts)
1987 - 88	B. DAVINO (32 Wkts)	1996 - 97	{ M. WOOD (22 Wkts)
1988 - 89	T. WOOD (25 Wkts)		{ D. BETTIOL (22 Wkts)
1989 - 90	A. DOWNTON (35 Wkts)	1997 - 98	M. WOOD (42 Wkts)
1990 - 91	T. WOOD (69 Wkts)		
1991 - 92	T. WOOD (37 Wkts)		

TROPHY AWARD WINNERS SINCE 1970 - 71 SEASON

	<u>BATTING AGGREGATE</u>	<u>BATTING AVERAGE</u>	<u>BOWLING AGGREGATE</u>	<u>BOWLING AVERAGE</u>
1970 - 71	R. JOHNSON	R. JOHNSON	R. JOHNSON	R. JOHNSON
1971 - 72	J. KHALIFEH	J. KHALIFEH	F. MOLSKI	K. GOUGH
1972 - 73	T. SUCHY	P. PERCEY	A. RUDGELEY	D. GILLARD
1973 - 74	T. SUCHY	T. SUCHY	D. GILLARD	A. SMEE
1974 - 75	M. BOWEN	W. SHEPHERD	D. GILLARD	G. SIMMONS
1975 - 76	T. SUCHY	T. SUCHY	R. JOHNSON	R. JOHNSON
1976 - 77	D. STANFORD	D. STANFORD	D. HARVEY	D. HARVEY
1977 - 78	R. JOHNSON	R. GENTLES	R. JOHNSON	K. GOUGH
1978 - 79	G.KENNY	G.KENNY	I. JOHNSON	B. TRIBOLET
1979 - 80	D. WRIGHT	T. ROSS	I. JOHNSON	I. JOHNSON
1980 - 81	R. GENTLES	R. GENTLES	D. HARVEY	R. JOHNSON
1981 - 82	M. TERREIRO	R. GENTLES	G. WADE D. ROLL	C. SPENCE
1982 - 83	G. KENNY	G. WADE	B. COUPAR	B. COUPAR
1983 - 84	M. COTTER	T. BYRNES	J. MOLONEY	I. JOHNSON
1984 - 85	T. ROSS	T. ROSS	D. ROLL	D. ROLL
1985 - 86	W. MARSHALL	W. MARSHALL	D. HARVEY	R. JOHNSON
1986 - 87	T. BYRNES	W. MARSHALL	R. JOHNSON	R. JOHNSON
1987 - 88	G. RYAN	G. RYAN	R. JOHNSON	R. JOHNSON
1988 - 89	S. BLOMFIELD	S. BLOMFIELD	A. JULIEN	A. JULIEN
1989 - 90	N. YOUNIS	K. COLLINS	A. DOWNTON	G. KASSIS
1990 - 91	K. COLLINS	K. COLLINS	T. WOOD	T. WOOD
1991 - 92	S.ABERCROMBIE	S.ABERCROMBIE	T. WOOD	T. WOOD
1992 - 93	M. WOOD	G. LANGLEY	D. O'BRIEN	J. COOK
1993 - 94	S.ABERCROMBIET.	OWENS	G. MITCHELL B. STONE	B. STONE
1994 - 95	J. BELL	T. OWENS	M. MITCHELL	M. BENSEMANN
1995 - 96	A. LAWSON	A. LAWSON	M. McDERMOTT	M. MITCHELL
1996 - 97	P. WATKINS	S. PERKS	J. DOWLING	J. DOWLING
1997 - 98	C. DALEY	K. COLLINS	M. WOOD	M. WOOD

Qualifications to win the above trophies are :

BATTING AVERAGE / AGGREGATE : 8 Innings & 250 Runs
 BOWLING AVERAGE / AGGREGATE : 20 Wickets & 6 Matches

SPECIAL MEDALLION ACHIEVEMENT AWARDS FOR 1997 - 98

Achievement awards are earned by players who attain the following milestones in their career with Auburn District Cricket Club :

BRONZE MEDALLION	50 matches or 100 wickets or 1000 runs
SILVER MEDALLION	100 matches or 200 wickets or 2000 runs
GOLD MEDALLION	150 matches or 300 wickets or 3000 runs

The committee can provide a further award for any advancement beyond the gold medallion. For example : 200, 250, 350 matches, or 4000, 5000, 6000 runs, or 400, 500, 600 wickets.

Whenever an "ADVANCED ACHIEVEMENT" is reached it is listed in this section of the Annual Report each season. The Committee in office prior to the AGM decides on the recipients, if any, for this award.

The Following Players Achieved These Milestones During The 1997 - 98 Season:

K. COLLINS	GOLD MEDALLION	5000 RUNS
M. COTTER	GOLD MEDALLION	4000 RUNS
M. WOOD	SILVER MEDALLION	2000 RUNS
D. SCLAVOS	SILVER MEDALLION	2000 RUNS
G. KASSIS	SILVER MEDALLION	100 MATCHES
G. RYAN	SILVER MEDALLION	100 MATCHES
D. DIAS	BRONZE MEDALLION	1000 RUNS
M. ROUILLON	BRONZE MEDALLION	1000 RUNS
M. WOOD	BRONZE MEDALLION	100 WICKETS

A D C C OUTSTANDING PERFORMANCES 1997 - 98


CENTURIES

R. YOUNAN	121*	v's	MACQUARIE UNI	1ST GRADE
J. BELL	113	v's	LANE COVE	4TH GRADE
D. SCLAVOS	108*	v's	ROSEVILLE	2ND GRADE
G. KASSIS	103*	v's	HILLS SHIRE	2ND GRADE

7 FOR'S

R. YOUNAN	7/44	v's	STRATHFIELD	1ST GRADE
-----------	------	-----	-------------	-----------

THE OUTSTANDING "TRIBS" CATCH



1ST GRADE TEAM SCORES AND RESULTS 1997 - 98

ROUND	OPPONENT	SCORES	RESULT	
1	EPPING	AUBURN EPPING	7 /186 10 /185	WON 1st Innings
2	BURWOOD	AUBURN BURWOOD	10 /215 9 /255	LOST 1st Innings
3	S. E. SYDNEY	AUBURN S. E. SYDNEY	10 /136 9 /256	LOST 1st Innings
4	BYE			BYE
5	PENNANT HILLS	AUBURN P'NANT HILLS	10 /120 & 0 /21 10 /61 & 10 /77	WON Outright
6	LINDFIELD	AUBURN LINDFIELD	10 /242 8 /305 XXXXXX	LOST 1st Innings
7	ROSEVILLE	AUBURN ROSEVILLE	10 /107 & 10 /154 10 /152 & 2 /110	LOST Outright
8	MACQUARIE UNI	AUBURN MACQUARIE	10 /203 5 /293	LOST 1st Innings
9	LANE COVE	AUBURN LANE COVE	10 /184 5 /189	LOST 1st Innings
10	STRATHFIELD	AUBURN STRATHFIELD	10 /142 10 /132	WON 1st Innings
11	HOLROYD	AUBURN HOLROYD	9 /206 10 /205	WON 1st Innings
12	HILLS SHIRE	AUBURN HILLS SHIRE	5 /198 dec & 7 /83 10 /193 & 4 /107 dec	WON 1st Innings
13	CANTERBURY- BEXLEY	AUBURN CANT-BEXLEY	7 /167 10 /166	WON 1st Innings
14	BLACKTOWN	AUBURN BLACKTOWN	5 /47 dec & 10 /67 8 /228 dec & 3 /67 dec	LOST Outright
15	WARRINGAH	AUBURN WARRINGAH	10 /85 10 /301	LOST 1st Innings

First Grade Captain's Report

High expectations rested with the 1st grade side for season 1997-98, but unfortunately team stability due to injuries sustained to some key players and unavailability of others had a significant impact on how the season would pan out.

For the side to finish on 46 points throughout the season was a creditable performance....6 wins (including 1 outright v's Pennant Hills), and 8 losses may seem a poor season to some, but taking into consideration the many changes to the 1st grade outfit early in the season due to injuries and players' non-commitment, this equates to a solid performance and encouraging signs for significant improvement in the forthcoming season.

Nevertheless, with the talent in the side, 1st grade should have been serious semi-final contenders. Frankly, our batsmen did not perform to their obvious abilities. Rather than establish a foundation early in an innings, too many high order batsmen left Auburn floundering at 3 or 4 down for 20 or so making it extremely difficult for the middle and lower order to compile a competitive score.

One of the highlights of the season was the emergence of **Jason Dowling** as a 1st grade bowler. After starting the season in 2nd grade, Jason was promoted to the Firsts and did not let the side down, taking **30** wickets at an average of **12.53** including a match winning haul of **6/28** against Holroyd.

Robin Younan joined the club after just five rounds and made significant in-roads for the side with both bat and ball. Robin took 32 wickets and scored **299** runs including a great knock of **121 no.** against Macquarie Uni as well as a very creditable **7/44** against Strathfield which won the game for Auburn.

Higher commitment by players attending practice sessions will deliver results in the forthcoming season, and considering all points mentioned above there is no doubt that the groundwork has been laid for Auburn to be definite semi-final contenders in 98-99.

Thanks to the numerous players who filled in during the season including **Mark 'Jonty' Rouillon**, who had a blinder against Strathfield. Seriously, Rullo, Strathfield have just commenced heavy excavations at Airey to repair both sides of the deck after your heroics in the outfield....well done mate!

Many thanks to **Michelle** and **Renee** for scoring and for your support throughout the season, and also to **Terry** and **Keith Ward** for your efforts in running the canteen and organising afternoon teas, which almost won us a few extra games....with the opposition losing concentration mid afternoon in anticipation of feasting on your tea-time spreads. The accolades from other clubs confirms Auburn's No.1 ranking in the 'afternoon tea' stakes.....

**Let's make Auburn No.1 in the premiership stakes in 98-99.
The year of the Eagle.**

Regards,

MARK WARD
1st Grade Captain

FIRST GRADE AVERAGES

1997 - 98

BATTING

NAME	RUNS	INNS	NO	50	100	HS	CTCH	ST	AVE	MTCH
R. YOUNAN	299	13	2	0	1	121 x	1		27.18	10
N. RUGLESS	256	17	1	1	0	74	5		16.00	14
D. WEEDON	235	16	1	0	0	48	6		15.67	12
I. PATON	191	12	2	1	0	62 x	3		19.10	11
K. WICKS	173	14	0	0	0	36	3		12.36	13
M. WARD	157	9	2	0	0	38	3		22.43	8
C. WILKINSON	149	10	1	1	0	67	15	2	16.56	8
G. BIRT	130	8	1	1	0	53	8	2	18.57	7
L. SULZER	115	3	0	1	0	61	0		38.33	3
J. DOWLING	98	10	4	0	0	31	2		16.33	12
G. KASSIS	93	9	0	0	0	30	4		10.33	8
B. DOWLING	70	7	2	0	0	27 x	4		14.00	6
G. RYAN	67	7	1	0	0	33	2		11.17	5
R. ZELLER	57	7	1	0	0	20	3		9.50	7
J. COOK	55	4	2	0	0	31	1		27.50	5
C. DALEY	53	3	1	0	0	42 x	1		26.50	2
Z. YOUNAN	29	9	2	0	0	8 x	5		4.14	7
G. SMALL	21	2	0	0	0	20	1		10.50	2
W. RANAWAKE	14	4	0	0	0	9	1		3.50	4
J. WOODS	10	1	0	0	0	10	0		10.00	2
M. McDERMOTT	10	2	0	0	0	10	0		5.00	2
M. ROUILLON	7	2	1	0	0	5 x	0		7.00	2
C. O'NEILL	4	1	0	0	0	4	0		4.00	1
A. SUPERINA	1	1	1	0	0	1 x	0		-	1
N. HOPPER	0	1	0	0	0	0	1		0.00	1



THE FIRST GRADE FORWARD DEFENSIVE STROKE !

FIRST GRADE AVERAGES

1997 - 98

BOWLING

<u>NAME</u>	<u>WICK</u>	<u>O</u>	<u>M</u>	<u>RUN</u>	<u>BEST</u>	<u>5FOR</u>	<u>AVE</u>	<u>MTCH</u>
R. YOUNAN	32	175.2	34	566	7/44	3	17.69	10
J. DOWLING	30	145.5	40	376	6/28	3	12.53	12
K. WICKS	18	140	35	443	4/12		24.61	13
Z. YOUNAN	10	103.3	18	344	2/30		34.40	7
R. ZELLER	8	72	16	233	2/21		29.13	7
J. COOK	7	53	16	148	3/40		21.14	5
B. DOWLING	5	33.2	2	170	2/60		34.00	6
N. RUGLESS	5	67	10	246	3/22		49.20	14
G. SMALL	4	36	3	68	4/68		17.00	2
C. DALEY	3	7.5	0	63	3/34		21.00	2
D. WEEDON	3	27	2	160	2/24		53.33	12
M. WARD	2	10	0	52	2/34		26.00	8
M. McDERMOTT	2	19	3	70	1/15		35.00	2
J. WOODS	2	14	1	82	2/42		41.00	2
G. BIRT	1	2	0	23	1/23		23.00	7
A. SUPERINA	0	13	2	39	0/39		-	1
G. KASSIS	0	4	0	29	0/29		-	8
C. O'NEILL	0	3	0	19	0/19		-	1
L. SULZER	0	2	0	15	0/15		-	3

1ST GRADE DRINKS !



1ST GRADE OUTSTANDING PERFORMANCES 1997 - 98

BATTING

R. YOUNAN	121*	V'S	MACQUARIE UNI
R. YOUNAN	43*	V'S	HILLS SHIRE
N. RUGLESS	74	V'S	HOLROYD
N. RUGLESS	41	V'S	HILLS SHIRE
C. WILKINSON	67	V'S	BURWOOD
C. WILKINSON	40	V'S	LINDFIELD
I. PATON	62*	V'S	EPPING
L. SULZER	61	V'S	BURWOOD
L. SULZER	40	V'S	EPPING
G. BIRT	53	V'S	HILLS SHIRE
G. BIRT	40	V'S	CANT-BEXLEY
D. WEEDON	48	V'S	PENNANT HILLS
C. DALEY	42*	V'S	ROSEVILLE

BOWLING

R. YOUNAN	7 / 44	V'S	STRATHFIELD
R. YOUNAN	6 / 55	V'S	BLACKTOWN
R. YOUNAN	5 / 63	V'S	HILLS SHIRE
R. YOUNAN	4 / 54	V'S	ROSEVILLE
J. DOWLING	6 / 28	V'S	HOLROYD
J. DOWLING	5 / 7	V'S	PENNANT HILLS
J. DOWLING	5 / 27	V'S	CANT-BEXLEY
G. SMALL	4 / 68	V'S	BURWOOD
K. WICKS	4 / 12	V'S	PENNANT HILLS
K. WICKS	4 / 77	V'S	S. E. SYDNEY

1ST GRADE 50+ PARTNERSHIPS 1997 - 98

82	G. BIRT & N. RUGLESS	3RD	v's	HILLS SHIRE
76	K. WICKS & N. RUGLESS	4TH	v's	HOLROYD
76	C. WILKINSON & G. KASSIS	5TH	v's	BURWOOD
64	I. PATON & L. SULZER	6TH	v's	EPPING
62	D. WEEDON & G. KASSIS	5TH	v's	P'ANT HILLS
62	C. DALEY & J. DOWLING	9TH	v's	ROSEVILLE
61	N. RUGLESS & G. RYAN	2ND	v's	LINDFIELD
59	I. PATON & M. WARD	6TH	v's	STRATHFIELD
55	I. PATON & R. YOUNAN	5TH	v's	MAQUARIE
55	R. YOUNAN & M. WARD	6TH	v's	HILLS SHIRE
55	N. RUGLESS & L. SULZER	7TH	v's	BURWOOD
51	J. COOK & J. DOWLING	10TH	v's	LINDFIELD

1ST GRADE STATISTICS FROM 1951 - 52

CENTURIES IN 1ST GRADE : (46)

G. PARRY	6	L. HOWARD	1	D. STANFORD	1
D. PERKINS	5	B. RAE	1	S. ABERCROMBIE	1
R. HALL	4	M. COTTER	1	T. OWENS	1
T. SUCHY	3	K. FARLEY	1	M. TROY	1
G. KASSIS	3	D. CORBETT	1	G. SMALL	1
T. ROSS	2	R. CASSELL	1	R. LOPEZ	1
N. MATTHEWS	2	M. PARRY	1	G. DIMERY	1
L. MARKS	1	P. WOOD	1	R. YOUNAN	1
K. LEE	1	W. BALFOUR	1		
T. BRISCOE	1	M. BOWEN	1		

<u>MOST RUNS IN A SEASON :</u>	628	T.SUCHY	1967 - 68
<u>MOST WICKETS IN A SEASON :</u>	69	T. WOOD	1990 - 91
<u>BEST BATTING AVERAGE :</u>	56.4	G. PARRY	1959 - 60
<u>BEST BOWLING AVERAGE :</u>	7.0	M. BLACK	1955 - 56
<u>MOST CATCHES IN A SEASON :</u>	32	J. ROSS (Wkt-Kpr)	1973 - 74
	23	D. HARVEY (Fielder)	1983 - 84
<u>MOST DISMISSALS IN A SEASON :</u>	34	J. ROSS (Wkt-Kpr)	1973 - 74
		(32 ct , 2 st)	
<u>HIGHEST INDIVIDUAL SCORE :</u>	144	P. PERKINS	1951 - 52
<u>MOST WICKETS IN AN INNINGS :</u>	9/40	G. PARRY	1956 - 57

TEAM SCORES

<u>HIGHEST :</u>	FOR :	377	v's	ROSEVILLE	1964 - 65
	AGAINST :	8 /393 dec	v's	HOLROYD	1996 - 97
<u>LOWEST :</u>	FOR :	35	v's	WENTWORTHVILLE	1983 - 84
	AGAINST :	20	v's	BURWOOD (Final)	1961 - 62

BEST PARTNERSHIP FOR EACH WICKET

<u>WKT</u>	<u>SCORE</u>	<u>PARTNERSHIP</u>	<u>OPPONENT</u>	<u>SEASON</u>
1 ST	170**	M. TROY / M. WOOD / B.TARLINTON	v's BEXLEY	1994 - 95
1 ST	153	G. PARRY & D. PERKINS	v's ROSEVILLE	1953 - 54
2ND	181	G. KASSIS & C.WHITE	v's STRATHFIELD	1989 - 90
3RD	229	G. PARRY & B. RAE	v's LANE COVE	1959 - 60
4TH	178	G. PARRY & L. HOWARD	v's ROSEVILLE	1958 - 59
5TH	167	L. MARKS & L. FRY	v's BURWOOD	1968 - 69
6TH	179	G. PARRY & W. BALFOUR	v's RYDE	1957 - 58
7TH	139	V. CONNOR & J. COLEMAN	v's LANE COVE	1992 - 93
8TH	141	R. HALL & C. SMITHERS	v's SUTHERLAND	1962 - 63
9TH	98	R. HALL & L. HOWARD	v's CANTERBURY	1964 - 65
10TH	125	M. WARD & M. KOSZEK	v's STRATHFIELD	1996 - 97

** M. Wood retired hurt and 1st wicket fell at 170

2ND GRADE TEAM SCORES AND RESULTS 1997 - 98

ROUND	OPPONENT	SCORES	RESULT	
1	EPPING	AUBURN EPPING	10 /192 10 /127	WON 1st Innings
2	BURWOOD	AUBURN BURWOOD	10 /163 10 /169	LOST 1st Innings
3	S. E. SYDNEY	AUBURN S. E. SYDNEY	10 /80 & 10 /106 6 /188 dec	LOST Outright
4	BYE			BYE
5	PENNANT HILLS	AUBURN P'NANT HILLS	10 /105 & 9 /224 10 /94 & 8 /197	WON 1st Innings
6	LINDFIELD	AUBURN LINDFIELD	10 /197 & 6 /154 4 /283 dec	LOST 1st Innings
7	ROSEVILLE	AUBURN ROSEVILLE	10 /191 & 2 /45 10 /137	WON 1st Innings
8	MACQUARIE UNI	AUBURN MACQUARIE	10 /80 & 6 /111 8 /252 dec	LOST 1st Innings
9	LANE COVE	AUBURN LANE COVE	10 /264 10 /233	WON 1st Innings
10	STRATHFIELD	AUBURN STRATHFIELD	10 /59 3 /61	LOST 1st Innings
11	HOLROYD	AUBURN HOLROYD	10 /121 10 /110	WON 1st Innings
12	HILLS SHIRE	AUBURN HILLS SHIRE	4 /218 10 /164	WON 1st Innings
13	CANTERBURY- BEXLEY	AUBURN CANT-BEXLEY	8 /131 dec & 10 /85 8 /313	LOST Outright
14	BLACKTOWN	AUBURN BLACKTOWN	10 /271 7 /272	LOST 1st Innings
15	WARRINGAH	AUBURN WARRINGAH	5 /184 4 /185	LOST 1st Innings

Second Grade Captain's Report

The 1997/1998 season was a mixed one for Second Grade but it did prove to be a good improvement on the previous year. The team finished with 6 wins from 14 games and I'm sure if we were able to field the same team on the paddock two games running, more wins would certainly have been possible. Nevertheless we were still in semi-final contention going into the 13th round, which was a good effort.

Whilst the faces in the team would constantly change, team spirit would always be high, and more importantly I'm sure everyone had a little fun along the way. One thing which could be guaranteed in Second Grade was that everybody would have a laugh whether on or off the field (whilst still taking our cricket seriously).

There were some memorable moments throughout the year and some of the highlights were ;

- Demi Sclavos batting through the innings (in the heat) in our last game against Warringah to finish with 108 n.o.
- George Kassis finding the old form and scoring a great 103 n.o. against Hills.
- Greg Ryan forgetting to duck under a bouncer, and leaving enough blood on the pitch for the next batsmen to mark his guard in, (and not feel very comfortable)
- Clinton Daley, whose form up to Christmas was excellent. He consistently held the team together in a number of games.
- Greg Ryan whose dropped catch against Hills (before he got hit on the head) could be blamed on a number of things, but none of these were evident when the ball went through his hands. Nearly earned himself the nickname "Dolly".
- Richard Hawker and Damon MacFarlane who both displayed a lot of potential and improvement with every game.
- Christian O'Neill who proved to be a great find for the club. Chris was easily our best bowler throughout the year.

- Matt McDermott taking more wickets than the number of runs he scored throughout the year i.e., 24 wickets in 11 matches as opposed to 17 runs in 11 matches (10 innings).
- Nick Hopper who performed well with the bat and gloves (when needed) in a limited number of appearances throughout the year.
- Michael Rose and Paul Costin whose last wicket dismissals of the opposition won us two one day matches.

Lastly my thanks to all the players for making my first season as captain an enjoyable one, and especially to the senior players in the side for their useful input throughout the year. My thanks also to Don Rose, Ian Hawker and Stuart MacFarlane for their help and assistance over the season. Your dedication to cricket is admired by everyone in the side. I hope to see everyone back in the 98/99 season because I'm sure Second Grade is capable of an even better showing including a premiership win.

Thanks also to Demi Sclavos, Geroge Kassis, Brad Dowling, Paul Costin, Zaya Younan, Mark Cotter, Ken Collins, Michael Egan, Jason Dowling, Doug Richardson and Rob Zella for playing at different times during the season.

Hope to see everyone back next season.

Regards,

Michael Holmes
2nd Grade Captain

THE SECOND GRADE PLAYERS

CLINTON "BILL" DALEY

Clinton proved in 97/98 how much his cricket has improved. His consistency and all round ability was a great asset during the season and it also ensured a call up to first grade just before Christmas. Clinton is the type of character who gives 100% every week and this was appreciated by all members of the team. Also a great clubman, I'm sure Clinton will be a regular first grader in the near future

Captains observation : Belly sliding champion of the world

GREG "TOXIC" RYAN

A mixed year for Greg, but when he found form he showed the rest of us how to value your wicket (something we lacked throughout the year). Greg loves his cricket and is always in the action whether it be batting, fielding (and offering the batsman plenty of advice on a number of issues) or trying to get the captains attention by throwing rocks at the slip cordon. It goes without saying there is never a dull moment when "Toxic" is around.

Captains observation : Was never going to suffer any long term cranial damage after being hit on the head by a bouncer.

CHRISTIAN "SUSIE" O'NEILL

This was Chris' first year in the Shires competition and he proved throughout the year that he is a talented cricketer. Whilst Chris may not have performed as well as he would have liked with the bat he made up for it with the ball and was always very economical. Chris I'm sure will benefit from 97/98 and will push hard for a regular first grade spot in the coming year.

Captains observation : Next best scorer in the club after Don Rose.

NICK "SIDESHOW MEL" HOPPER

Another "senior" member of the team, Nick unfortunately was not available for the whole season. The eight matches though in which he did play, Nick proved to be a very good example for the young members of the team. His enthusiasm and competitiveness would invariably rub off on everyone. Nick batted solidly and fielded very well and also showed at the end of the season he is still a very capable wicketkeeper.

Captains observation : A great net bowler

DAMON "STICKS" MACFARLANE

Damon showed at times during 97/98 what he is capable of when everything is working for him. On his day Damon is easily the quickest bowler in second grade in the entire

competition which is not bad considering he is only 17. With experience I'm sure he will sort out the problems he has with his run up, and really give some batsmen something to think about. Damon is also a capable batsman and has a good arm in the field, and I'm sure with regular training he will become a very good all rounder.

Captains observation : Over active hormones would sometimes be a hindrance in the field

RICHARD "EAGLE" HAWKER

Richard has probably the most correct batting technique in the team and showed that he also has very good powers of concentration when batting. With the experience he gained this year some big scores will not be far away. Richards keeping is also coming along well and with some hard work at training he will improve this facet of his game even further.

Captains observation : Never shy in offering the batsman some words of encouragement

MATT "MOGODAN" MCDERMOTT

Matt is another of those players who always gives 100% no matter what the conditions. Matt bowled very well during the season and was very unlucky not to finish with more wickets than he did. Although Matt's batting may not have reached the same level as his bowling, his highest score of eight was a pleasure to watch. Another good clubman.

Captains observation : A fundraiser will be held to buy Matt a new bat. The old one will be donated to the Bradman museum

WILSTON "JUSTAWAKE" RANAWAKE

One of the clubs Sir Lankan connection, Wilston was playing his first full season after six years. He showed with a good knock of 62 what a good batsman he is and he is another player who is capable of a spot in first grade. Wilston also added another string to his bow by bowling some off spin during the year and with practice I'm sure he will get his share of wickets.

Captains observation : If there is any money leftover from Matts fundraiser it will be used to buy Wilston a watch

DANNY "THE PANTHER" DIAS

Danny proved himself to be a very valuable member of the side both with his steady batting in the middle order and his excellent ground fielding at point. Danny saved a number of runs throughout the year simply through excellent fielding and chasing the ball with enthusiasm. Danny showed his fighting qualities with the bat by remaining not out on four occasions.

Captains observation : The captain has realised he should never show the batsman the way to the dressing room while Danny is under a sky ball at deep mid wicket.

MICHAEL "ROWDY" ROSE

There were times during the season when Michael bowled with both control and pace. An example of this was Mike's five wicket haul which even included some rare aggression. Two other feats which should be remembered are the six which Michael hit against Lane Cove (one of the biggest I've ever seen) and his run out to win the game against Epping.

Captains observation : Not a good idea to sledge a batsman who sledges the bowler before, whilst and after he hits him for six

DANIEL "WRONGUN" BETTIOL

Daniel showed at different times during the season that he is a capable batsman, but unfortunately he struggled with consistency. This may have been due in part to Daniel not having a regular position in the order which would be a problem for any batsman. Daniels bowling began to show he will develop into a good leg spinner.

Captains observation : What Daniel doesn't know about world sport and who plays where etc is not worth knowing.

NATHAN "BEANCOUNTER" WILLOUGHBY

Willos had an abbreviated season but showed in a short time he is a very good cricketer. If he were able to turn his good 15s, 20s and 30s into very good 40s, 50s and 60s this sort of result would see him as a permanent top grader. Whilst in second grade Willos was always in the "thick" of the action whether it be on or off the field.

Captains observation : Not a good idea to have faced Robin Younan on an unprepared centre wicket even if Junior Murray was the keeper.

=====

SECOND GRADE AVERAGES

1997 - 98

BATTING

NAME	RUNS	INNS	NO	50	100	HS	CTCH	ST	AVE	MTCH
C. DALEY	390	16	1	3	0	73	8		26.00	12
N. HOPPER	248	13	1	3	0	73	6		20.67	8
M. HOLMES	243	16	2	1	0	59	7		17.36	14
C. O'NEILL	187	18	1	1	0	52	7		11.00	13
R. HAWKER	171	15	1	0	0	30	16	2	12.21	11
D. DIAS	154	15	4	0	0	36	7		14.00	10
D. SCLAVOS	152	2	1	0	1	108 x	1		152.00	2
G. KASSIS	138	4	1	0	1	103 x	0		46.00	4
G. RYAN	134	8	1	0	0	43	0		19.14	7
W. RANAWAKE	130	9	1	1	0	62	2		16.25	6
D. MAcFARLANE	120	12	5	0	0	41	2		17.14	11
N. WILLOUGHBY	100	6	0	0	0	36	4		16.67	4
B. DOWLING	88	7	0	1	0	53	1		12.57	5
D. BETTIOL	75	11	0	0	0	21	1		6.82	7
P. COSTIN	72	5	0	0	0	24	1		14.40	4
Z. YOUNAN	58	3	0	0	0	35	0		19.33	2
M. COTTER	47	6	0	0	0	12	0		7.83	4
M. ROSE	34	10	2	0	0	24	4		4.25	8
M. McDERMOTT	17	10	3	0	0	8	5		2.43	11
K. COLLINS	12	2	1	0	0	8 x	0		12.00	1
M. EGAN	10	2	1	0	0	5 x	2		10.00	4
D. SUPERINA	7	1	0	0	0	7	1		7.00	1
Y. BROWN	2	1	0	0	0	2	0		2.00	1
J. DOWLING	0	2	1	0	0	0 x	1		0.00	2
D. RICHARDSON	0	1	0	0	0	0	0		0.00	1
R. ZELLER	0	0	0	0	0	0	0		-	1

SECOND GRADE AVERAGES

1997 - 98

BOWLING

<u>NAME</u>	<u>WICK</u>	<u>O</u>	<u>M</u>	<u>RUN</u>	<u>BEST</u>	<u>5FOR</u>	<u>AVE</u>	<u>MTCH</u>
C. O'NEILL	26	164	36	437	4/34		16.81	13
M. McDERMOTT	24	163	35	467	7/72	1	19.46	11
C. DALEY	12	83.2	11	331	3/35		27.58	12
M. ROSE	11	69.2	9	246	5/44	1	22.36	8
D. MACFARLANE	11	97	16	403	4/25		36.64	11
M. HOLMES	8	66	8	232	2/22		29.00	14
J. DOWLING	7	38	9	92	5/43	1	13.14	2
B. DOWLING	6	45	8	136	2/15		22.67	5
M. EGAN	4	34	8	106	2/46		26.50	4
D. BETTIOL	4	28.2	1	133	3/53		33.25	7
R. ZELLER	3	22	7	56	3/34		18.67	1
G. RYAN	2	15	2	27	2/26		13.50	7
G. KASSIS	1	9	2	20	1/11		20.00	4
P. COSTIN	1	7	2	31	1/1		31.00	4
N. WILLOUGHBY	0	3	0	12	0/12		-	4
Z. YOUNAN	0	4	0	23	0/23		-	2
W. RANAWAKE	0	7	0	39	0/19		-	6

2ND GRADE OUTSTANDING PERFORMANCES 1997 - 98

BATTING

D. SCLAVOS	108*	V'S	WARRINGAH
D. SCLAVOS	44	V'S	BLACKTOWN
<hr/>			
G. KASSIS	103*	V'S	HILLS SHIRE
<hr/>			
C. DALEY	73	V'S	EPPING
C. DALEY	72	V'S	LINDFIELD
C. DALEY	60	V'S	LANE COVE
<hr/>			
N. HOPPER	73	V'S	LANE COVE
N. HOPPER	58	V'S	LINDFIELD
N. HOPPER	51	V'S	BLACKTOWN
<hr/>			
W. RANAWAKE	62	V'S	MACQUARIE
M. HOLMES	59	V'S	BLACKTOWN
B. DOWLING	53	V'S	ROSEVILLE
C. O'NEILL	52	V'S	BURWOOD
G. RYAN	43	V'S	LANE COVE
D. MACFARLANE	41	V'S	PENNANT HILLS

BOWLING

J. DOWLING	5 / 43	V'S	BURWOOD
M. ROSE	5 / 44	V'S	ROSEVILLE
<hr/>			
M. McDERMOTT	5 / 57	V'S	CANT-BEXLEY
M. McDERMOTT	4 / 23	V'S	EPPING
M. McDERMOTT	4 / 43	V'S	HOLROYD
<hr/>			
D. MACFARLANE	4 / 25	V'S	PENNANT HILLS
C. O'NEILL	4 / 34	V'S	PENNANT HILLS

2ND GRADE 50+ PARTNERSHIPS 1997 - 98

107	G. RYAN & N. HOPPER	3RD	v's	LANE COVE
95	N. HOPPER & M. ROUILLON	8TH	v's	ROSEVILLE
83	R. HAWKER & C. DALEY	4TH	v's	LINDFIELD
75	R. HAWKER & N. HOPPER	3RD	v's	LINDFIELD
74	G. RYAN & G. KASSIS	3RD	v's	HILLS SHIRE
73	N. HOPPER & M. HOLMES	7TH	v's	BLACKTOWN
69	D. SCLAVOS & G. KASSIS	3RD	v's	WARRINGAH
63	D. MACFARLANE & N. WILLOUGHBY	4TH	v's	PENNANT HILLS
58*	D. DIAS & M. HOLMES	9TH	v's	PENNANT HILLS
56	R. HAWKER & M. HOLMES	6TH	v's	BURWOOD
54	C. O'NEILL & G. KASSIS	4TH	v's	HILLS SHIRE
52	R. HAWKER & C. DALEY	5TH	v's	EPPING
50	C. DALEY & D. SUPERINA	7TH	v's	EPPING

2ND GRADE STATISTICS FROM 1954 - 55

CENTURIES IN 2ND GRADE : (28)

D. NOYES	2	P. WOOD	1	D. HARVEY	1
G. KENNY	2	T.MATTHYSZ	1	N. DAY	1
G. KASSIS	2	N. LEWIS	1	D. HUDSON	1
T. SUCHY	1	R. HADLEY	1	L. FRY	1
P. PERCEY	1	K.GRIFFITHS	1	M. COTTER	1
T. ROSS	1	J. LIDDLE	1	B. COUPAR	1
G. BRAZIER	1	P. MOONEY	1	S. ABERCROMBIE	1
P. GANE	1	P. PERKINS	1	N. HOPPER	1
D. SCLAVOS	1				

<u>MOST RUNS IN A SEASON :</u>	617	K. GRIFFITHS	1964 - 65
<u>MOST WICKETS IN A SEASON :</u>	67	A. RUDGELEY	1965 - 66
<u>BEST BATTING AVERAGE :</u>	64.2	J. SCORGIE	1965 - 66
<u>BEST BOWLING AVERAGE :</u>	6.45	S. GUTHRIE	1985 - 86
<u>MOST CATCHES IN A SEASON :</u>	19	D. GAY (Wkt-Kpr)	1985 - 86
	16	D. TRIBOLET(Fielder)	1968 - 69
<u>MOST DISMISSALS IN A SEASON :</u>	23	D. GAY (Wkt-Kpr)	1985 - 86
		(19 ct , 4 st)	
<u>HIGHEST INDIVIDUAL SCORE :</u>	144	G. KASSIS (Final)	1985 - 86
<u>MOST WICKETS IN AN INNINGS :</u>	8/21	B. MEREDITH	1960 - 61

TEAM SCORES

<u>HIGHEST :</u>	FOR :	6/406 dec	v's	LANE COVE	1964 - 65
	AGAINST :	397	v's	BEXLEY	1994 - 95
<u>LOWEST :</u>	FOR :	18	v's	BURWOOD (Semi)	1982 - 83
	AGAINST :	24	v's	ROSEVILLE	1965 - 66

BEST PARTNERSHIP FOR EACH WICKET

<u>WKT</u>	<u>SCORE</u>	<u>PARTNERSHIP</u>		<u>OPPONENT</u>	<u>SEASON</u>
1ST	178	P. PERKINS	& D. NOYES	v's EPPING	1968 - 69
2ND	141	D. HUDSON	& G. KENNY	v's MACQUARIE UNI	1983 - 84
3RD	124	S. POLITI	& T. SUCHY	v's BAULKHAM HILLS	1987 - 88
4TH	158	S.Abercrombie	& A. PICO	v's WARRINGAH	1991 - 92
5TH	144	P. McDERMID	& T. SUCHY	v's WENTWORTHVILLE	1983 - 84
6TH	153	P. PERCEY	& R. HOLMES	v's BEXLEY	1966 - 67
7TH	117	L. PENDREIGH	& A. DOWNTON	v's PENNANT HILLS	1989 - 90
8TH	101	P. GANE	& B. MOORE	v's EPPING	1975 - 76
9TH	108	N. DAY	& K. GOUGH	v's SUTHERLAND	1964 - 65
10TH	92	N. DAY	& A.RUDGELEY	v's SUTHERLAND	1964 - 65

2ND GRADE MATCH STATISTICS SINCE 1967 - 68

WIN / LOSS RATIO AGAINST ALL OPPONENTS

OPPONENT	GAMES PLAYED	FIRST INNS		OUTRIGHT		DRAW	TIE
		WIN	LOSS	WIN	LOSS		
BAULKHAM HILLS }}	12	1	5	0	0	6	0
HILLS SHIRE	2	1	0	0	0	1	0
BEXLEY }}	30	14	8	2	0	6	0
CANTERBURY-BEXLEY	1	0	0	0	1	0	0
BLACKTOWN	4	2	2	0	0	0	0
BURWOOD	33	7	17	1	3	5	0
CANTERBURY **	33	13	9	2	1	7	1
EPPING	34	14	12	0	2	6	0
LANE COVE	32	16	9	1	2	4	0
LINDFIELD	33	18	9	2	2	2	0
MACQUARIE UNI	26	10	6	1	2	7	0
PENNANT HILLS	32	14	13	3	0	1	1
ROSEVILLE	35	16	12	1	2	4	0
STH EAST SYDNEY	4	2	1	0	1	0	0
STRATHFIELD	15	6	6	3	0	0	0
WARRINGAH	25	9	13	2	0	1	0
WENTWORTHVILLE }} HOLROYD	28 4	7 1	13 1	0 0	0 0	8 2	0 0
UNI NSW **	10	2	6	0	1	1	0
RYDE **	9	6	0	1	0	2	0
SUTHERLAND **	3	1	1	1	0	0	0
TOTALS	405	160	143	20	17	63	2

SUMMARY :	TOTAL PLAYED...	405	
	TOTAL WON.....	180	(44.4%)
	TOTAL LOST.....	160	(39.5%)
	DRAWN / TIED.....	65	(16.0%)

SEMI FINALS AND FINALS

SEMI FINALS	PLAYED	9	WON	3	LOST	5
			WINNING DRAW	1	LOSING DRAW	0
FINALS	PLAYED	4	WON	1	LOST	1
			WINNING DRAW	0	LOSING DRAW	2

N.B. A winning / losing draw is determined by a team's position on the competition table in the event of a semi or final being drawn or tied.

** Teams with this symbol are no longer in the competition.

}} Wentworthville changed their name to Holroyd in 1993 - 94.

}} Baulkham Hills changed their name to Hills Shire in 1996 - 97.

}} Bexley changed their name to Canterbury-Bexley in 1997 - 98.

3RD GRADE TEAM SCORES AND RESULTS 1997 - 98

ROUND	OPPONENT	SCORES	RESULT	
1	EPPING	AUBURN EPPING	10 /176 3 /180	LOST 1st Innings
2	BURWOOD	AUBURN BURWOOD	10 /231 10 /258	LOST 1st Innings
3	S. E. SYDNEY	AUBURN S. E. SYDNEY	10 /126 & 8 /123 10 /208 & 4 /123 dec	LOST 1st Innings
4	BYE			BYE
5	PENNANT HILLS	AUBURN P'NANT HILLS	10 /223 10 /261	LOST 1st Innings
6	LINDFIELD	AUBURN LINDFIELD	10 /180 5 /185	LOST 1st Innings
7	ROSEVILLE	AUBURN ROSEVILLE	9 /230 dec 10 /145	WON 1st Innings
8	MACQUARIE UNI	AUBURN MACQUARIE	8 /169 dec 10 /142 & 1 /80	WON 1st Innings
9	LANE COVE	AUBURN LANE COVE	10 /109 10 /103	WON 1st Innings
10	STRATHFIELD	AUBURN STRATHFIELD	9 /224 dec 6 /162	DRAW
11	HOLROYD	AUBURN HOLROYD	9 /182 10 /124	WON 1st Innings
12	HILLS SHIRE	AUBURN HILLS SHIRE	10 /233 6 /236	LOST 1st Innings
13	CANTERBURY- BEXLEY	AUBURN CANT-BEXLEY	1 /39 10 /232	DRAW
14	BLACKTOWN	AUBURN BLACKTOWN	10 /152 10 /272	LOST 1st Innings
15	WARRINGAH	AUBURN WARRINGAH	10 /122 7 /318	LOST 1st Innings

Third Grade Captain's Report

Due to the loss of a number of players from last season, together with constant team changes as a result of player unavailability, the side struggled for consistency.

The bowling attack lacked balance in a number of games, while the batting failed to produce the scores needed to put pressure on our opponent's batting order. However all players tried hard and will have gained a lot from this season's experience.

Some highlights of the season were the fine batting and strokeplay of Ken Collins and Demi Sclavos, who were returning to the club after a few years absence. Also the improvement shown by Mike Egan with the new ball and the keenness and enthusiasm of Andrew Loveridge behind the stumps were pleasing features to emerge from a disappointing season.

Congratulations are in order for Ken Collins as Ken's batting average of 85 was the highest in the entire Shires 3rd grade competition....Well done Ken!

I have no doubt that if we can obtain more stability in players availability then the side next season will be a lot more consistent and competitive. Having a total of 33 players play in 3rd grade this season was just too disruptive.

I would like to thank all players for their co-operation and wish them all good luck for next season.

Mike Wood
Third Grade Captain

THE THIRD GRADE PLAYERS

Marc Rouillon

Marc had a disappointing season with the bat and struggled all year to find touch. However he never lost his enthusiasm and always gave 100% in the field, as well as providing encouragement to bowlers and fielders to put in that little bit extra. Marc was of great assistance to me in helping get all those pre-match duties such as removal of covers etc completed prior to my arrival. Thanks Marc.

Ken Collins

Ken put in a vintage display of batting to easily top the 3rd grade batting aggregate and average. Ken certainly turned the clock back with a number of classy innings under pressure. The younger players learned a lot by just watching how Ken went about building an innings. It was a great relief to me as captain to be able to call on Ken's knowledge and expertise throughout the season. Good to have you back Ken.

Mark Cotter

A very average season for Mark with a combination of some poor umpiring decisions and poor shot selection making this one of Mark's more forgettable seasons. Mark still has a lot of good cricket left in him and just needs to get fitter (by a few kilos), practice more and the results will come.

Paul Costin

A great team member, Paul is one of those players that are a pleasure to captain. Paul proved his ability as an all-rounder by opening the batting and bowling at times this season. Unfortunately this was not one of Paul's better seasons with his only score of note being 69. A very keen cricketer, Paul always gives 110% and will achieve the success he deserves once he learns to maintain his concentration over long periods of time.

Mike Egan

Mike was the mainstay of the pace attack this season and bowled well in most games, with his best performance being 5/34 . He bowled with good aggression and with any luck would have had a lot more wickets. His consistency gained him a well deserved spot in 2nd grade in the latter part of the season. Easily Mike's best season for some time.

Andrew Loveridge

Andrew, playing his first season on turf, proved to be one of the big improvers. The team's wicketkeeper, after taking time to adjust to the vagaries of keeping on turf, Andrew put in a number of consistent, solid performances. Andrew works hard on his game at practice and will gain the benefit of this hard work next season. His enthusiasm and drive behind the stumps kept everyone on their toes. Andrew is also a handy, aggressive batsman, who, with some adjustments to his technique, will develop into a valuable member of the batting order. Good first-up season with the club.

Doug Richardson

An underrated bowler who does not always get the rewards he should. Doug troubled all batsmen with the persistent line and length of his medium pacers. He is the type of bowler who is always willing to roll his sleeves up and do the hard work on unresponsive wickets. One of those players that a captain likes to have in his side. A good team man.

Demi Sclavos

It did not take long for Demi to show that he had not lost any of his old batting and fielding ability during the years away from the game. Demi possesses the skills to be able to play either an aggressive or defensive innings, depending on the circumstances. A good player under pressure, Demi deserved his promotion to 2nd grade after his consistent performances with the bat. Still one of the best fielders in the club. Good to have you back, Demi.

Daniel Bettiol

Daniel fluctuated between 2nd and 3rd grades this season. An opening bat with a good technique and range of shots, Daniel looked impressive in a number of innings but a lack of concentration terminated a lot of big scores. Daniel has the ability to score 400 runs plus a season ... He just needs to apply himself. Also has tremendous potential as a leg spinner if he could just develop more accuracy with line and length .

Matthew Collins

A young medium pace bowler playing his first year with the club and on turf. Matthew gained good movement at different times and always seemed to have the ability to take a wicket in his first spell. With more experience, Matthew can look forward to a lot of success in the years to come.

** Thanks to all the other players who played 3rd grade this season.

Mike Wood
Third Grade Captain

THIRD GRADE AVERAGES

1997 - 98

BATTING

NAME	RUNS	INNS	NO	50	100	HS	CTCH	ST	AVE	MTCH
K. COLLINS	255	6	3	3	0	67 x	4		85.00	7
M. WOOD	232	14	5	0	0	42 x	4		25.78	14
A. LOVERIDGE	215	15	2	1	0	62	16	2	16.54	14
P. COSTIN	175	10	0	1	0	69	7		17.50	9
D. SCLAVOS	168	7	2	2	0	60	2		33.60	7
D. BETTIOL	151	6	0	1	0	72	2		25.17	6
M. COTTER	141	7	0	1	0	57	0		20.14	8
D. DIAS	120	4	0	1	0	50	0		30.00	4
M. ROUILLON	95	11	0	0	0	25	0		8.64	11
P. COLEMAN	91	6	0	0	0	29	0		15.17	5
A. MIHALJ	82	3	0	1	0	52	1		27.33	2
D. SIRR	62	6	1	0	0	42 x	1		12.40	5
A. MARSH	57	1	0	1	0	57	0		57.00	1
D. RICHARDSON	53	11	0	0	0	11	4		4.82	12
S. GENFORD	46	1	0	0	0	46	0		46.00	1
K. RICHARDS	39	1	0	0	0	39	0		39.00	1
N. WILLOUGHBY	36	4	0	0	0	21	3		9.00	4
M. COLLINS	33	6	1	0	0	18	2		6.60	7
Z. YOUNAN	29	1	0	0	0	29	0		29.00	1
M. ROSE	29	3	0	0	0	14	3		9.67	4
D. MACFARLANE	26	2	0	0	0	19	0		13.00	2
N. CARR	22	2	0	0	0	13	0		11.00	2
S. MOONEY	18	3	0	0	0	14	0		6.00	3
V. CONNOR	16	1	0	0	0	16	1		16.00	1
N. HOLMES	15	2	0	0	0	11	1		7.50	1
M. EGAN	13	9	3	0	0	8 x	2		2.17	10
S. MADDEN	9	3	1	0	0	5 x	1		4.50	3
R. LOPEZ	7	1	0	0	0	7	3		7.00	1
A. JONAI	6	2	0	0	0	4	1		3.00	2
S. JONAI	5	1	0	0	0	5	0		5.00	1
Y. BROWN	3	1	0	0	0	3	2		3.00	1
B. STONE	2	2	1	0	0	2	0		2.00	1
M. POTTER	2	2	0	0	0	2	3		1.00	3
G. RYAN	0	0	0	0	0	0	1		-	0
B. DOWLING	0	0	0	0	0	0	1		-	0
J. DOWLING	0	0	0	0	0	0	1		-	0

THIRD GRADE AVERAGES

1997 - 98

BOWLING

<u>NAME</u>	<u>WICK</u>	<u>O</u>	<u>M</u>	<u>RUN</u>	<u>BEST</u>	<u>5FOR</u>	<u>AVE</u>	<u>MTCH</u>
M. WOOD	42	198	47	529	5/18	2	12.60	14
M. EGAN	18	121	20	392	5/34	1	21.78	10
D. RICHARDSON	12	134.1	35	369	3/41		30.75	12
M. ROSE	7	68	14	241	5/77	1	34.43	4
S. MOONEY	5	39	8	138	3/40		27.60	3
M. COLLINS	5	47	6	164	3/33		32.80	7
P. COSTIN	4	80.2	19	245	1/26		61.25	9
R. LOPEZ	3	12	1	32	3/32		10.67	1
K. RICHARDS	3	12	1	55	3/55		18.33	1
B. STONE	3	27	7	77	3/77		25.67	1
S. MADDEN	3	34	7	97	3/28		32.33	3
D. BETTIOL	3	30	0	141	2/50		47.00	6
A. LOVERIDGE	1	1.1	0	1	1/1		1.00	14
V. CONNOR	1	3	0	9	1/9		9.00	1
N. HOLMES	1	2	0	20	1/20		20.00	1
S. GENFORD	1	23	10	40	1/37		40.00	1
D. SCLAVOS	1	16	4	47	1/18		47.00	7
M. POTTER	0	16	2	85	0/22		-	3
D. MAcFARLANE	0	15	6	48	0/48		-	2
D. SIRR	0	9	0	32	0/10		-	5
Z. YOUNAN	0	7	1	33	0/33		-	1
S. JONAI DI	0	6	1	19	0/19		-	1
P. COLEMAN	0	5	0	21	0/4		-	5
A. JONAI DI	0	3	0	12	0/12		-	2
M. ROUILLON	0	2	1	18	0/0		-	11
M. COTTER	0	1	0	4	0/4		-	8

3RD GRADE OUTSTANDING PERFORMANCES 1997-98

BATTING

D. BETTIOL	72	V'S	PENNANT HILLS
P. COSTIN	69	V'S	STRATHFIELD
K. COLLINS	67*	V'S	BLACKTOWN
K. COLLINS	58	V'S	PENNANT HILLS
K. COLLINS	52*	V'S	BURWOOD
A. LOVERIDGE	62	V'S	HILLS SHIRE
M. COTTER	57	V'S	ROSEVILLE
M. COTTER	49	V'S	EPPING
A. MARSH	57	V'S	MACQUARIE UNI
D. SCLAVOS	53*	V'S	HILLS SHIRE
A. MIHALJ	52	V'S	HOLROYD
S. GENFORD	46	V'S	MACQUARIE UNI
M. WOOD	42*	V'S	ROSEVILLE
M. WOOD	40	V'S	BURWOOD
D. SIRR	42*	V'S	STH EAST SYDNEY
D. DIAS	42	V'S	EPPING

BOWLING

M. WOOD	5 / 18	V'S	MACQUARIE UNI
M. WOOD	5 / 66	V'S	PENNANT HILLS
M. WOOD	4 / 20	V'S	HOLROYD
M. WOOD	4 / 25	V'S	LANE COVE
M. WOOD	4 / 69	V'S	BLACKTOWN
M. EGAN	5 / 34	V'S	ROSEVILLE
M. ROSE	5 / 77	V'S	CANT-BEXLEY

3RD GRADE 50+ PARTNERSHIPS 1997 - 98

113	K. COLLINS & D. BETTIOL	5TH	v's PENNANT HILLS
93	D. DIAS & M. WOOD	3RD	v's BURWOOD
89	D. BETTIOL & A. LOVERIDGE	2ND	v's HILLS SHIRE
75	A. MIHALJ & D. SCLAVOS	3RD	v's HOLROYD
72	K. COLLINS & M. COTTER	5TH	v's ROSEVILLE
69	P. COSTIN & A. MARSH	2ND	v's MACQUARIE UNI
69	M. COTTER & D. DIAS	5TH	v's EPPING
61	K. COLLINS & M. WOOD	6TH	v's STRATHFIELD
58	M. WOOD & A. MIHALJ	4TH	v's STH EAST SYDNEY

3RD GRADE STATISTICS FROM 1964 - 65

CENTURIES IN 3RD GRADE : (18)

W. MARSHALL	3	S. LAING	1	T. ROSS	1
G. RYAN	2	G. CLARKE	1	C. CLUNAS	1
P. PERKINS	1	G. GUTHRIE	1	S. SATHIAH	1
R. GENTLES	1	N. YOUNIS	1	A. LAWSON	1
C. RYAN	1	C. ZAMMITT	1	C. WILKINSON	1

<u>MOST RUNS IN A SEASON :</u>	663	W. MARSHALL	1985 - 86
<u>MOST WICKETS IN A SEASON :</u>	80	K. WILLIAMS	1966 - 67
<u>BEST BATTING AVERAGE :</u>	59.3	G. RYAN	1987 - 88
<u>BEST BOWLING AVERAGE :</u>	6.4	R. JOHNSON	1976 - 77
<u>MOST CATCHES IN A SEASON :</u>	24	P. PERKINS (Wkt-Kpr)	1966 - 67
	22	D. TRIBOLET (Fielder)	1966 - 67
<u>MOST DISMISSALS IN A SEASON :</u>	30	C. CLUNAS (Wkt-Kpr)	1995 - 96
		(18 ct , 12 st)	
<u>HIGHEST INDIVIDUAL SCORE :</u>	147	C. WILKINSON	1995 - 96
<u>MOST WICKETS IN AN INNINGS :</u>	10/43	K. WILLIAMS	1966 - 67

TEAM SCORES

<u>HIGHEST :</u>	FOR :	7/326 dec	v's	PENNANT HILLS	1986 - 87
	AGAINST :	356	v's	EPPING	1980 - 81
<u>LOWEST :</u>	FOR :	35	v's	BAULKHAM HILLS	1984 - 85
	AGAINST :	19	v's	MOSMAN	1965 - 66

BEST PARTNERSHIP FOR EACH WICKET

<u>WKT</u>	<u>SCORE</u>	<u>PARTNERSHIP</u>		<u>OPPONENT</u>	<u>SEASON</u>
1ST	151	J. KHALIFEH	& P. LEACY	v's CANTERBURY	1971 - 72
2ND	145	W. MARSHALL	& C. ZAMMITT	v's STRATHFIELD	1985 - 86
3RD	124	M. COTTER	& S. LAING	v's LINDFIELD	1982 - 83
4TH	164	T. BYRNES	& G. KENNY	v's BURWOOD	1986 - 87
5TH	134	D. TRIBOLET	& K. JAMES	v's UNI OF NSW	1964 - 65
6TH	149	A. LAWSON	& G. KENNY	v's BLACKTOWN	1995 - 96
7TH	93	D. TRIBOLET	& W. SHEPHERD	v's EPPING I	1975 - 76
7TH	93	S. BUCHOLTZ	& B. GRENFELL	v's CANTERBURY	1994 - 95
8TH	109*	N. WILLOUGHBY	& D. DIAS	v's ROSEVILLE	1992 - 93
9TH	93*	T. PAGANO	& R. JOHNSON	v's EPPING (SEMI)	1986 - 87
10TH	81	S. LAING	& S. GUTHRIE	v's EPPING II	1980 - 81

4TH GRADE TEAM SCORES AND RESULTS 1997 - 98

ROUND	OPPONENT	SCORES	RESULT
1	EPPING	AUBURN EPPING	2 /212 9 /205 WON 1st Innings
2	BURWOOD	AUBURN BURWOOD	10 /192 10 /208 LOST 1st Innings
3	S. E. SYDNEY	AUBURN S. E. SYDNEY	10 /96 & 10 /105 7 /422 dec LOST Outright
4	BYE		BYE
5	PENNANT HILLS	AUBURN P'NANT HILLS	10 /132 10 /165 & 1 /43 LOST 1st Innings
6	LINDFIELD	AUBURN LINDFIELD	10 /231 9 /328 dec LOST 1st Innings
7	ROSEVILLE	AUBURN ROSEVILLE	10 /163 10 /149 WON 1st Innings
8	MACQUARIE UNI	AUBURN MACQUARIE	6 /59 dec & 9 /129 9 /246 dec LOST 1st Innings
9	LANE COVE	AUBURN LANE COVE	7 /288 10 /281 WON 1st Innings
10	STRATHFIELD	AUBURN STRATHFIELD	10 /173 9 /175 LOST 1st Innings
11	HOLROYD	AUBURN HOLROYD	10 /182 10 /310 LOST 1st Innings
12	HILLS SHIRE	AUBURN HILLS SHIRE	10 /121 & 10 /140 10 /199 & 2 /64 LOST Outright
13	CANTERBURY- BEXLEY	AUBURN CANT-BEXLEY	10 /164 & 10 /147 8 /186 dec & 8 /87 LOST 1st Innings
14	BLACKTOWN	AUBURN BLACKTOWN	10 /211 7 /217 LOST 1st Innings
15	WARRINGAH	AUBURN WARRINGAH	10 /108 10 /191 LOST 1st Innings

Fourth Grade Captain's Report

Well, for what I had hoped would be a most productive and entertaining season, I was a little disappointed. With many changes to personnel throughout the season, it was hard to gather momentum and work ourselves into competitive positions. There are many factors to take into account, however, the one factor that continually plays havoc with fourth grade results is player consistency. Too often, the side is disrupted and changed because of higher-grade pullouts and unavailability. Granted, many of us lead busy lifestyles and we all make many sacrifices in order to put aside the time on a Saturday, but if people are going to pull out of sides late in the week or just be available for every other game, then it usually means that fourth grade sides are finalised on a Friday night and sometimes even a Saturday. This is hardly fair on the club members of third and fourth grade. They may not know if they are playing third or fourth grade until Saturday mornings. Sometimes it is a matter of getting a game or not. We have to be fairer to these players.

Our record this season was far from impressive, yet it was fair to say that a number of results were close and could have gone our way had we taken a hold of a little luck that came our way. Without doubt I have not seen as many dropped catches in a season since I played in the under 12's. It just seemed that if an easy catch could be dropped, it was. Yet there were some absolute screamers taken, just few and far between.

The best team result in my opinion for the season was the game against Lane Cove. Where, in the space of a day's play, 119.3 overs were bowled, 569 runs were hit, 17 wickets fell, and over 9 hours of play elapsed. Players suffered from exhaustion, tension was in the air, two players hit centuries, one hit a half-ton, two sixes were declared dead balls, I was dropped six times on the way to 113 runs, the last wicket fell at 7.15 p.m. with 3 balls remaining and 8 runs to win, Paul Smith was on a hat-trick, we had our highest opening stand for the season and the crowd went wild. It was great to be an Eagle after that effort.

Batting honours this year went to Paul Smith who really found his feet on turf to show consistency and tremendous power to lead the aggregate with 384, including 3 half centuries. He was followed by myself and the most improved batsmen at Auburn this season, Afshin (Steve) Jonaidi. Bowling honours were led by the youthful efforts of Stan Madden, who cleaned up 26 scalps in fourth grade alone, closely followed by myself and Nat Andrews who did a fantastic demolition of Burwood in round 2.

To the rest of the side who put up with me and my ranting and raving throughout the season, I will take this opportunity to say thank you for your efforts, for the laughs, the cringes, the pains and most of all your undying determination, on and off the field. Lets make next year one to remember!

Jason Bell
Fourth Grade Captain

THE FOURTH GRADE PLAYERS

Stan Madden

Without doubt, this 'young fella' gives 110% every time he plays. He gets dirty on himself when things are not going his way and is always looking for that added something in his bowling. This year he found it. It was to be his batting. From bowler to allrounder in one season. Tried his hand at opening, top score of 25, always entertaining to watch and hits the ball incredibly hard. The perfect gentleman and a pleasure to watch this season. Looking forward to next season already.

Nat Andrews

Well, he finally did it. Nat got a real job on a council (just kidding (no, the job is real)). Nat had a good season this year without setting the bowling world alight. Had a fantastic day against Burwood where he took six for 39 against the eventual fourth grade premiers, but just seemed to struggle a little after that. Fancied himself a batsmen in the same game where he stuck around with myself to frustrate the *&%@ out of the bowlers to post a very credible 21. Well done

Afshin (Steve) Jonaidi

For a quietly spoken Iranian, Steve is a tenacious cricketer and a pleasure to play with. Never gets involved with some of the rubbish that can happen, just ignores it and gets on with the job at hand. Improved out of sight as the season progressed and never failed to keep working on his bowling. Took six for 43 against Canterbury-Bexley and nearly won us the game. Had a highest score of 45, but it won't be long before that is passed by the wayside. Never gives up and is amongst the best fielders in the competition. Congratulations on a great season.

Michael Potter

Another 'never say die' player who gives his heart and soul to a game that can be cruel when things just do not happen how they should. If Michael were given just rewards for the efforts he put in this year, he would have taken 50 wickets and hit 1000 runs. I have never seen a player give so much to Auburn lower grades. He took four for 40 against Strathfield, yet could have taken many more with the amount of times he beat the edge of the bat. Always a hard wicket to get, will definitely offer more in the batting department in the seasons ahead (if his wife will let him play?).

Paul Smith

Found the going a lot better this year with the bat, taking the fourth grade aggregate with 384 runs. Highest score of 67 against Lindfield showing control and grace, yet his best innings by far was the one against Hills where he smashed 37 in very short time including 3 singles. Fancied himself a bit of a bowler this year showing good speed and variety to take 7 wickets, including 3 against Lane Cove where he was on a hat-trick. Will probably have to start showing his wares in higher grades next season. Well done.

Matthew Collins

The son of past player Ken, Matt has now graduated into the realms of senior cricket with great impact. Displays great ability with the ball, with a sharp turn of pace and the ability to cut it both ways. Will appreciate the chances he has had this season and will mature into a genuine fast bowler in the seasons ahead. He has many different shots in his bag as a batsman, and we will see more of these from Matt as he spends more time at the crease. The time is right for the next generation to show his stuff.

Paul Coleman

Paul has had a busy season, playing in both the third and fourth grades. Showed great touch at the beginning of the year and probably would have won the club aggregate if he were allowed to stay in fourth grade. Smashed 69 not out against Epping and a fantastic 68 in short time against Lane Cove. He would have loved to have bowled a bit more this year, but with moving around between grades, it's hard to strike a happy medium as an allrounder. Looking forward to seeing your wares permanently in higher grades in the season ahead.

Steve Mobbs

Without doubt, Steve is amongst the best fielders I have played with or against. Nothing gets past, everything is chased to the end, non-chances become chances and sharp opportunities become sitters. Also finds himself prone to throwing down stumps from side on while in the air. Most of the side wanted to know where he got his wings. Shows all the shots of your classic attacking batsman, yet will need to show more composure in order to make good use of his time in the middle. Best of luck next season.

John Morrice

Fresh from a whistle-stop tour of South-East Sydney last year, we were privileged to have the likes of John join us for this season. A quietly spoken gentleman of the game, John has been around long enough to offer great advice to team tactics, which was greatly appreciated throughout the year. Always had his hand up to open the batting when asked, even after keeping wicket for 70+ overs. A real team player that showed his immense talent as a keeper on several occasions proving that time is still on his side. Congratulations on a great first season with the Eagle.

David Sirr

David is yet another young talent brought to the club from the Ken Collins stable of junior cricketers. David is an enormous (literally) talent for the Auburn club, proving to have all the necessary shots to make it big in cricket. He has incredible timing and fantastic shot selection. Making the jump into senior ranks, this year has proven to be a challenge to David, one I am sure he will master in the season ahead. David scored a great 51 against Strathfield and if he has the opportunity to spend longer periods of time in the centre, then it is only a matter of time before he goes on to bigger and better things. I am already looking forward to watching him next year.

Kevin Barton

It was unfortunate that Kevin had to give cricket up to work on Saturdays as a butcher. However, during his time at Auburn, Kevin showed he has a great talent for cricket. This was his first season on turf and of course, there were some adjustments to make, however he showed that he has the game and the potential to do anything with the bat. I look forward to the day he joins us for a full season. Powerful 34 against Lindfield, a pleasure to watch.

FOURTH GRADE AVERAGES

1997 - 98

BOWLING

<u>NAME</u>	<u>WICK</u>	<u>O</u>	<u>M</u>	<u>RUN</u>	<u>BEST</u>	<u>5FOR</u>	<u>AVE</u>	<u>MTCH</u>
S. MADDEN	26	170.4	46	543	4/26		20.88	11
J. BELL	25	165.4	39	500	6/50	1	20.00	14
N. ANDREWS	18	132	26	412	6/39	1	22.89	11
A. JONAI	12	68	7	367	6/43	1	30.58	11
M. POTTER	11	76	20	173	4/40		15.73	8
P. SMITH	7	83	25	221	3/59		31.57	12
M. COLLINS	7	48.5	9	232	3/82		33.14	5
R. GRANT	6	46	8	140	3/24		23.33	4
P. COLEMAN	5	48	11	145	2/22		29.00	6
S. BELL	4	58	11	196	2/83		49.00	4
K. COLLINS	2	12	2	41	2/41		20.50	2
J. BEGNELL	2	35	3	197	1/68		98.50	10
A. BRYAN	0	22	5	50	0/23		-	2
D. SIRR	0	8	1	27	0/9		-	9
M. ARIFAKI	0	3	0	16	0/16		-	2



THE JASON BELL APPEAL!

4TH GRADE OUTSTANDING PERFORMANCES 1997 - 98

BATTING

J. BELL	113	V'S	LANE COVE
J. BELL	66	V'S	BURWOOD
J. BELL	44	V'S	LINDFIELD
<hr/>			
P. COLEMAN	69*	V'S	EPPING
P. COLEMAN	68	V'S	LANE COVE
<hr/>			
P. SMITH	67	V'S	LINDFIELD
P. SMITH	59	V'S	EPPING
P. SMITH	52	V'S	CANT-BEXLEY
P. SMITH	45	V'S	S. E. SYDNEY
P. SMITH	44	V'S	CANT-BEXLEY
<hr/>			
D. SIRR	51	V'S	STRATHFIELD
A. JONAI DI	45	V'S	BLACKTOWN
A. TURRIFF	41*	V'S	EPPING

BOWLING

N. ANDREWS	6 / 39	V'S	BURWOOD
N. ANDREWS	4 / 46	V'S	HILLS SHIRE
<hr/>			
A. JONAI DI	6 / 43	V'S	CANT - BEXLEY
<hr/>			
J. BELL	6 / 50	V'S	PENNANT HILLS
J. BELL	4 / 51	V'S	STRATHFIELD
<hr/>			
S. MADDEN	4 / 26	V'S	ROSEVILLE
M. POTTER	4 / 40	V'S	STRATHFIELD

4TH GRADE 50+ PARTNERSHIPS 1997 - 98

143	J. BELL & P. COLEMAN	3RD	v's	LANE COVE
106	J. BELL & P. SMITH	2ND	v's	LINDFIELD
102*	P. COLEMAN & A. TURRIFF	3RD	v's	EPPING
61	J. MORRICE & J. BELL	1ST	v's	LANE COVE
58	S. BELL & P. SMITH	1ST	v's	EPPING
56	S. MOBBS & A. JONAI DI	6TH	v's	ROSEVILLE
56	J. BELL & P. SMITH	2ND	v's	CANT-BEXLEY
54	J. BELL & N. ANDREWS	4TH	v's	BURWOOD
53	A. JONAI DI & S. MOBBS	5TH	v's	BLACKTOWN
53	J. BEGNELL & D. SIRR	3RD	v's	HOLROYD
52	S. BELL & P. COLEMAN	2ND	v's	EPPING
50	J. BELL & P. SMITH	2ND	v's	BURWOOD

4TH GRADE STATISTICS FROM 1982 - 83

CENTURIES IN 4th GRADE : (20)

T. SANDERSON	2	G. RYAN	1	S. BLOMFIELD	1
J. BELL	2	C. RYAN	1	R. PALAMINO	1
A. FARLEY	1	D. HARVEY	1	A. DOWNTON	1
M. COTTER	1	C. ZAMMITT	1	W. SAUNDERS	1
T. RICHARDS	1	D. FISHER	1	D. METCALFE	1
W. SHEARGOLD	1	J. COOK	1	G. WESTERBERG	1

<u>MOST RUNS IN A SEASON :</u>	459	J. BELL	1994 - 95
<u>MOST WICKETS IN A SEASON :</u>	38	A. JULIEN	1988 - 89
<u>BEST BATTING AVERAGE :</u>	47.42	G. WADE	1982 - 83
<u>BEST BOWLING AVERAGE :</u>	6.54	R. JOHNSON	1985 - 86
<u>MOST CATCHES IN A SEASON :</u>	21	J. BELL (Wkt-Kpr)	1996 - 97
	11	W. SHEPHERD (Fielder)	1985 - 86
<u>MOST DISMISSALS IN A SEASON :</u>	25	J. BELL (Wkt-Kpr) (21 ct , 4 st)	1996 - 97
<u>HIGHEST INDIVIDUAL SCORE :</u>	151*	G. WESTERBERG	1982 - 83
<u>MOST WICKETS IN AN INNINGS :</u>	8/34	I. ZUBAK	1985 - 86

TEAM SCORES


<u>HIGHEST :</u>	FOR :	350	v's	LANE COVE (Final)	1984 - 85
	AGAINST :	7/ 422	v's	STH EAST SYDNEY	*1997 - 98
<u>LOWEST :</u>	FOR :	19	v's	BURWOOD	1995 - 96
	AGAINST :	30	v's	EPPING	1988 - 89

BEST PARTNERSHIP FOR EACH WICKET

<u>WKT</u>	<u>SCORE</u>	<u>PARTNERSHIP</u>	<u>OPPONENT</u>	<u>SEASON</u>
1ST	152	S. BLOMFIELD & W. SHEARGOLD	v's STRATHFIELD	1986 - 87
2ND	278*	T. SANDERSON & G. RYAN	v's STRATHFIELD	1986 - 87
3RD	182	G. WADE & G.WESTERBERG	v's PENNANT HILLS	1982 - 83
4TH	139	T. RICHARDS & W. SHEPHERD	v's LINDFIELD	1984 - 85
5TH	151	D. HARVEY & D. NOYES	v's LANE COVE (Final)	1984 - 85
6TH	76	S. BLOMFIELD & G. WADE	v's CUMBERLAND	1982 - 83
7TH	87	J.BELL & D. BETTIOL	v's MACQUARIE UNI	1995 - 96
8TH	62	S. BLOMFIELD & J. MATTA	v's LANE COVE	1990 - 91
9TH	73*	W. SHEPHERD & P.PROSBOROUGH	v's BURWOOD	1988 - 89
10TH	72*	J. WALSH & D. SUCHY	v's LINDFIELD	1986 - 87

UNDER 24 GRADE TEAM SCORES AND RESULTS 1997 - 98

<u>ROUND</u>	<u>OPPONENT</u>	<u>SCORES</u>	<u>RESULT</u>
1	BLACKTOWN	AUBURN 10 / 114 BLACKTOWN 9 / 330	LOST 1st Inn
2	HILLS	AUBURN 10 / 82 HILLS 10 / 338	LOST 1st Inn
3	BURWOOD	AUBURN 10 / 154 BURWOOD 8 / 283	LOST 1st Inn
4	STRATHFIELD	AUBURN 10 / 72 STRATHFIELD 2 / 77	LOST 1st Inn
5	SOUTH SYDNEY	AUBURN 10 / 103 STH SYDNEY 10 / 335	LOST 1st Inn
6	CANTERBURY-BEXLEY	AUBURN 0 / 45 CANT-BEXLEY 10 / 182	DRAWN
7	HOLROYD	AUBURN 10 / 72 HOLROYD 10 / 217	LOST 1st Inn



THE AUBURN U 24'S FIELDING A BALL

UNDER 24 COMPETITION AVERAGES 1997 - 98

BATTING

PLAYER	RUNS	INN	NO	HS	AVE	CTCHS
B. DOWLING	94	7	1	26x	15.67	7
R. HAWKER	87	6	0	45	14.50	7
G. MAHONEY	60	2	0	39	30.00	2
A. JONAI	55	6	0	34	9.17	7
D. BETTIOL	43	6	1	16	8.60	6
G. BIRT	32	2	0	31	16.00	2
M. HARIVALE	18	3	0	11	6.00	3
D. SIRR	16	3	1	9x	8.00	3
D. MAcFARLANE	16	4	0	8	4.00	4
A. BETTIOL	13	1	1	13x	-	1
S. MAHONEY	10	1	0	10	10.00	2
M. McDERMOTT	10	4	2	9x	5.00	5
S. MOONEY	10	2	0	7	5.00	3
D. RICHARDSON	7	2	0	4	3.50	3
P. MAcFARLANE	5	1	0	5	5.00	1
M. EGAN	5	4	1	5	1.67	4
S. MANOS SANTOGA	4	1	0	4	4.00	1
N. WILLOUGHBY	4	1	0	4	4.00	1
J. COOK	4	1	0	4	4.00	1
Z. YOUNAN	4	2	0	4	2.00	2
M. COLLINS	4	2	0	2	2.00	2
P. EGAN	2	1	0	2	2.00	1
D. TAYLOR	2	2	0	2	1.00	2
M. ROSE	0	1	0	0	0.00	2
P. COLEMAN	0	1	0	0	0.00	1
C. PANAGOPOULOS	0	1	1	0x	-	1
A. REYNOLD	DNB	0	0	0	-	1

BOWLING

PLAYER	WKTS	OVERS	M	RUNS	AVE	BEST
B. DOWLING	11	56	4	219	19.91	5/47
D. RICHARDSON	7	29	6	110	15.71	5/29
D. MAcFARLANE	5	31	1	175	35.00	3/69
S. MAHONEY	4	19	2	70	17.50	3/37
M. EGAN	4	33	2	159	39.75	2/60
D. BETTIOL	4	29	0	187	46.75	3/46
G. BIRT	3	12	0	77	25.67	3/77
G. MAHONEY	2	10	1	34	17.00	2/34
A. JONAI	2	19	1	131	65.50	1/19
M. McDERMOTT	2	43	7	178	89.00	1/24
A. REYNOLD	1	12	1	31	31.00	1/31
M. HARIVALE	1	3	0	31	31.00	1/8
J. COOK	1	8	1	49	49.00	1/49
P. COLEMAN	0	12	2	45	-	0/45
Z. YOUNAN	0	8	0	36	-	0/36
P. EGAN	0	4	0	25	-	0/25
S. MOONEY	0	4	1	11	-	0/11
M. ROSE	0	2	0	20	-	0/20
D. TAYLOR	0	2	0	18	-	0/18
P. MAcFARLANE	0	1	0	7	-	0/7

OUTSTANDING BATTING PERFORMANCES

R. HAWKER	45	v's	BLACKTOWN
G. MAHONEY	39	v's	BURWOOD
A. JONAI	34	v's	BURWOOD
G. BIRT	31	v's	HOLROYD

OUTSTANDING BOWLING PERFORMANCES

D. RICHARDSON	5 / 29	v's	CANTERBURY-BEXLEY
B. DOWLING	5 / 47	v's	BLACKTOWN
B. DOWLING	3 / 22	v's	SOUTH SYDNEY
B. DOWLING	3 / 41	v's	HOLROYD
D. BETTIOL	3 / 46	v's	BURWOOD
D. MAcFARLANE	3 / 69	v's	HILLS
G. BIRT	3 / 77	v's	SOUTH SYDNEY

UNDER 24 COMPETITION STATISTICS FROM 1987 - 88

WIN / LOSS RATIO AGAINST ALL OPPONENTS

OPPONENT	GAMES PLAYED	FIRST WIN	INNS LOSS	DRAWN	TIED
BAULKHAM HILLS }}	7	3	3	1	0
HILLS	2	0	2	0	0
BEXLEY }}	7	4	3	0	0
CANTERBURY-BEXLEY	1	0	0	1	0
BURWOOD	6	3	3	0	0
CANTERBURY }}	5	1	4	0	0
EPPING	0	0	0	0	0
LANE COVE	0	0	0	0	0
LINDFIELD	1	0	0	1	0
MACQUARIE UNI	1	1	0	0	0
PENNANT HILLS	1	1	0	0	0
ROSEVILLE	2	0	0	2	0
STRATHFIELD	9	2	5	2	0
WARRINGAH	2	0	1	1	0
WENTWORTHVILLE }}	4	3	1	0	0
HOLROYD	5	0	5	0	0
BLACKTOWN	3	1	2	0	0
SOUTH SYDNEY	1	0	1	0	0
TOTALS	57	19	30	8	0

<u>SUMMARY:</u>	TOTAL PLAYED.....	57	
	TOTAL WON.....	19	33.9%
	TOTAL LOST.....	30	51.8%
	DRAWN / TIED.....	8	14.3%

UNDER 24 COMPETITION STATISTICS FROM 1987 - 88

CENTURIES SCORED		1	
MOST RUNS IN A SERIES	S. ABERCROMBIE	211	1995 - 96
MOST WICKETS IN A SERIES	G. KASSIS	12	1987 - 88
BEST BATTING AVERAGE **	C. WHITE	98.5	1991 - 92
BEST BOWLING AVERAGE **	G. KASSIS	8.67	1987 - 88
MOST CATCHES IN A SERIES	S.ABERCROMBIE	13/1	1995 - 96
HIGHEST INDIVIDUAL SCORE	C. WHITE	106*	1991 - 92
BEST BOWLING FIGURES	K. KASSIS	8 / 36	1989 - 90

** Batting average qualification is 2 innings and 100 runs

** Bowling average qualification is 25 overs and 6 wickets

TEAM SCORES

HIGHEST :	FOR	258	v's	BURWOOD	1994 - 95
	AGAINST	6 / 369	v's	BEXLEY	1996 - 97
LOWEST :	FOR :	66	v's	STRATHFIELD	1994 - 95
	AGAINST :	81	v's	WENTWORTHVILLE	1988 - 89

BEST PARTNERSHIP FOR EACH WICKET

<u>WKT</u>	<u>SCORE</u>	<u>PARTNERSHIP</u>		<u>OPPONENT</u>	<u>SEASON</u>
1ST	91	G. SANDERS	& M.BENSEMANN	v's BURWOOD	1994 - 95
2ND	100*	P. BARTON	& G. KASSIS	v's CANTERBURY	1989 - 90
3RD	73	S. ABERCROMBIE	& N. RUGLESS	v's BAULKHAM HILLS	1995 - 96
4TH	76	J. MITRI	& G. KASSIS	v's MACQUARIE UNI	1987 - 87
5TH	151	G. WESTERBERG	& G. KASSIS	v's BAULKHAM HILLS	1988 - 89
6TH	51	G. McMAHON	& C. WHITE	v's BURWOOD	1991 - 92
7TH	85*	S. SARINA	& C. WHITE	v's BURWOOD	1991 - 92
8TH	50*	T. OWENS	& D. BURTON	v's BAULKHAM HILLS	1994 - 95
9TH	56	S. ROY	& M. MITCHELL	v's HILLS DIST.	1996 - 97
10TH	45	S. ABERCROMBIE	& V. CONNOR	v's STRATHFIELD	1989 - 90

1997 -1998 SEASON SUMMARY ALL GRADES

BATTING

NAME	TOTAL	RUN 1ST	RUN 2ND	RUN 3RD	RUN 4TH	INN	NO	50	100	HS	CTCH	AVE	MTCH
C. DALEY	443	53	390	-	-	19	2	3	0	73	9	26.06	14
P. SMITH	384	-	-	-	384	15	0	3	0	67	9	25.60	12
D. SCLAVOS	320	-	152	168	-	9	3	2	1	108 x	3	53.33	9
J. BELL	306	-	-	-	306	17	0	1	1	113	14	18.00	14
R. YOUNAN	299	299	-	-	-	13	2	0	1	121 x	1	27.18	10
P. COLEMAN	299	-	-	91	208	13	1	2	0	69 x	2	24.92	11
K. COLLINS	279	-	12	255	12	10	5	3	0	67 x	5	55.80	10
D. DIAS	274	-	154	120	-	19	4	1	0	50	7	18.27	14
A. JONAIIDI	267	-	-	11	256	16	0	0	0	45	6	16.69	14
D. SIRR	259	-	-	62	197	18	1	1	0	51	3	15.24	14
N. RUGLESS	256	256	-	-	-	17	1	1	0	74	5	16.00	14
N. HOPPER	248	0	248	-	-	14	1	3	0	73	7	19.08	9
P. COSTIN	247	-	72	175	-	15	0	1	0	69	8	16.47	13
M. HOLMES	243	-	243	-	-	16	2	1	0	59	7	17.36	14
D. WEEDON	235	235	-	-	-	16	1	0	0	48	6	15.67	12
M. WOOD	232	-	-	232	-	14	5	0	0	42 x	4	25.78	14
G. KASSIS	231	93	138	-	-	13	1	0	1	103 x	4	19.25	12
D. BETTIOL	226	-	75	151	-	17	0	1	0	72	3	13.29	13
A. LOVERIDGE	215	-	-	215	-	15	2	1	0	62	18	16.54	14
G. RYAN	201	67	134	0	-	15	2	0	0	43	3	15.46	12
S. MOBBS	201	-	-	-	201	16	0	0	0	31	10	12.56	13
M. COTTER	194	-	47	141	6	14	0	1	0	57	2	13.86	13
L. PATON	191	191	-	-	-	12	2	1	0	62 x	3	19.10	11
C. O'NEILL	191	4	187	-	-	19	1	1	0	52	7	10.61	14
K. WICKS	173	173	-	-	-	14	0	0	0	36	3	12.36	13
R. HAWKER	171	-	171	-	-	15	1	0	0	30	18	12.21	11
B. DOWLING	158	70	88	0	-	14	2	1	0	53	6	13.17	11
M. WARD	157	157	-	-	-	9	2	0	0	38	3	22.43	8
J. MORRICE	157	-	-	-	157	17	4	0	0	23	13	12.08	14
C. WILKINSON	149	149	-	-	-	10	1	1	0	67	17	16.56	8
D. MACFARLANE	146	-	120	26	-	14	5	0	0	41	2	16.22	13
W. RANAWAKE	144	14	130	-	-	13	1	1	0	62	3	12.00	10
S. MADDEN	138	-	-	9	129	16	2	0	0	25	3	9.86	14
N. WILLOUGHBY	136	-	100	36	-	10	0	0	0	36	7	13.60	8
G. BIRT	130	130	-	-	-	8	1	1	0	53	10	18.57	7
J. BEGNELL	116	-	-	-	116	12	3	0	0	37	2	12.89	10

1997 -1998 SEASON SUMMARY ALL GRADES

BATTING

NAME	TOTAL	RUN 1ST	RUN 2ND	RUN 3RD	RUN 4TH	INN	NO	50	100	HS	CTCH	AVE	MTCH
Z. YOUNAN	116	29	58	29	-	13	2	0	0	35	5	10.55	10
L. SULZER	115	115	-	-	-	3	0	1	0	61	0	38.33	3
M. ROUILLON	102	7	-	95	-	13	1	0	0	25	0	8.50	13
J. DOWLING	98	98	0	0	-	12	5	0	0	31	4	14.00	14
A. MIHALJ	82	-	-	82	-	3	0	1	0	52	1	27.33	2
K. BARTON	80	-	-	-	80	7	0	0	0	34	1	11.43	6
S. BELL	77	-	-	-	77	4	0	0	0	38	1	19.25	4
R. GRANT	70	-	-	-	70	5	1	0	0	39	1	17.50	4
M. COLLINS	66	-	-	33	33	13	5	0	0	18	2	8.25	12
M. POTTER	63	-	-	2	61	10	2	0	0	13	6	7.88	11
M. ROSE	63	-	34	29	-	13	2	0	0	24	7	5.73	12
A. MARSH	57	-	-	57	-	1	0	1	0	57	0	57.00	1
R. ZELLER	57	57	0	-	-	7	1	0	0	20	3	9.50	8
J. COOK	55	55	-	-	-	4	2	0	0	31	1	27.50	5
A. TURRIFF	55	-	-	-	55	4	1	0	0	41 x	1	18.33	3
C. PANAGOPOULOS	54	-	-	-	54	5	0	0	0	15	0	10.80	4
D. RICHARDSON	53	-	0	53	-	12	0	0	0	11	4	4.42	13
N. ANDREWS	50	-	-	-	50	13	3	0	0	21	4	5.00	11
S. GENFORD	46	-	-	46	-	1	0	0	0	46	0	46.00	1
K. RICHARDS	39	-	-	39	-	1	0	0	0	39	0	39.00	1
A. BRYAN	36	-	-	-	36	2	0	0	0	25	0	18.00	2
M. ARIFAKI	30	-	-	-	30	2	0	0	0	18	1	15.00	2
M. McDERMOTT	27	10	17	-	-	12	3	0	0	10	5	3.00	13
M. EGAN	23	-	10	13	-	11	4	0	0	8 x	4	3.29	14
N. CARR	22	-	-	22	-	2	0	0	0	13	0	11.00	2
G. SMALL	21	21	-	-	-	2	0	0	0	20	1	10.50	2
S. MOONEY	18	-	-	18	-	3	0	0	0	14	0	6.00	3
V. CONNOR	16	-	-	16	-	1	0	0	0	16	1	16.00	1
N. HOLMES	15	-	-	15	-	2	0	0	0	11	1	7.50	1
J. WOODS	10	10	-	-	-	1	0	0	0	10	0	10.00	2
Y. BROWN	9	-	2	3	4	4	0	0	0	3	3	2.25	3
R. LOPEZ	7	-	-	7	-	1	0	0	0	7	3	7.00	1
D. SUPERINA	7	-	7	-	-	1	0	0	0	7	1	7.00	1
B. MOONEY	4	-	-	-	4	1	1	0	0	4 x	0	-	1
B. STONE	2	-	-	2	-	2	1	0	0	2	0	2.00	1
A. SUPERINA	1	1	-	-	-	1	1	0	0	1 x	0	-	1

1997 -1998 SEASON SUMMARY ALL GRADES

BOWLING

NAME	TOTAL	WK 1ST	WK 2ND	WK 3RD	WK 4TH	O	M	RUN	BEST	5FOR	AVE	MTCH
M. WOOD	42	-	-	42	-	198	47	529	5/18	2	12.60	14
J. DOWLING	37	30	7	0	-	183.5	49	468	6/28	4	12.65	14
R. YOUNAN	32	32	-	-	-	175.2	34	566	7/44	3	17.69	10
S. MADDEN	29	-	-	3	26	204.4	53	640	4/26	0	22.07	14
C. O'NEILL	26	0	26	-	-	167	36	456	4/34	0	17.54	14
M. McDERMOTT	26	2	24	-	-	182	38	537	5/57	1	20.65	13
J. BELL	25	-	-	-	25	165.4	39	500	6/50	1	20.00	14
M. EGAN	22	-	4	18	-	155	28	498	5/34	1	22.64	14
N. ANDREWS	18	-	-	-	18	132	26	412	6/39	1	22.89	11
K. WICKS	18	18	-	-	-	140	35	443	4/12	0	24.61	13
M. ROSE	18	-	11	7	-	137.2	23	487	5/44	2	27.06	12
C. DALEY	15	3	12	-	-	91.1	11	394	3/34	0	26.27	14
D. RICHARDSON	12	-	0	12	-	134.1	35	369	3/41	0	30.75	13
M. COLLINS	12	-	-	5	7	95.5	15	396	3/33	0	33.00	12
A. JONAI	12	-	-	0	12	77	8	398	6/43	1	33.17	14
M. POTTER	11	-	-	0	11	92	22	258	4/40	0	23.45	11
R. ZELLER	11	8	3	-	-	94	23	289	3/34	0	26.27	8
B. DOWLING	11	5	6	0	-	78.2	10	306	2/15	0	27.82	11
D. MAcFARLANE	11	-	11	0	-	112	22	451	4/25	0	41.00	13
Z. YOUNAN	10	10	0	0	-	114.3	19	400	2/30	0	40.00	10
M. HOLMES	8	-	8	-	-	66	8	232	2/22	0	29.00	14
J. COOK	7	7	-	-	-	53	16	148	3/40	0	21.14	5
P. SMITH	7	-	-	-	7	83	25	221	3/59	0	31.57	12
D. BETTIOL	7	-	4	3	-	58.2	1	274	3/53	0	39.14	13
R. GRANT	6	-	-	-	6	46	8	140	3/24	0	23.33	4
S. MOONEY	5	-	-	5	-	39	8	138	3/40	0	27.60	3
P. COLEMAN	5	-	-	0	5	53	11	166	2/22	0	33.20	11
N. RUGLESS	5	5	-	-	-	67	10	246	3/22	0	49.20	14

1997 -1998 SEASON SUMMARY ALL GRADES

BOWLING

NAME	TOTAL	WK 1ST	WK 2ND	WK 3RD	WK 4TH	O	M	RUN	BEST	5FOR	AVE	MTCH
P. COSTIN	5	-	1	4	-	87.2	21	276	1/1	0	55.20	13
G. SMALL	4	4	-	-	-	36	3	68	4/68	0	17.00	2
S. BELL	4	-	-	-	4	58	11	196	2/83	0	49.00	4
R. LOPEZ	3	-	-	3	-	12	1	32	3/32	0	10.67	1
K. RICHARDS	3	-	-	3	-	12	1	55	3/55	0	18.33	1
B. STONE	3	-	-	3	-	27	7	77	3/77	0	25.67	1
D. WEEDON	3	3	-	-	-	27	2	160	2/24	0	53.33	12
G. RYAN	2	0	2	0	-	15	2	27	2/26	0	13.50	12
K. COLLINS	2	-	0	0	2	12	2	41	2/41	0	20.50	10
M. WARD	2	2	-	-	-	10	0	52	2/34	0	26.00	8
J. WOODS	2	2	-	-	-	14	1	82	2/42	0	41.00	2
J. BEGNELL	2	-	-	-	2	35	3	197	1/68	0	98.50	10
A. LOVERIDGE	1	-	-	1	-	1.1	0	1	1/1	0	1.00	14
V. CONNOR	1	-	-	1	-	3	0	9	1/9	0	9.00	1
N. HOLMES	1	-	-	1	-	2	0	20	1/20	0	20.00	1
G. BIRT	1	1	-	-	-	2	0	23	1/23	0	23.00	7
S. GENFORD	1	-	-	1	-	23	10	40	1/37	0	40.00	1
D. SCLAVOS	1	-	0	1	-	16	4	47	1/18	0	47.00	9
G. KASSIS	1	0	1	-	-	13	2	49	1/11	0	49.00	12
A. BRYAN	0	-	-	-	0	22	5	50	0/23	0	-	2
D. SIRR	0	-	-	0	0	17	1	59	0/9	0	-	14
A. SUPERINA	0	0	-	-	-	13	2	39	0/39	0	-	1
W. RANAWAKE	0	0	0	-	-	7	0	39	0/19	0	-	10
M. ARIFAKI	0	-	-	-	0	3	0	16	0/16	0	-	2
N. WILLOUGHBY	0	-	0	0	-	3	0	12	0/12	0	-	8
L. SULZER	0	0	-	-	-	2	0	15	0/15	0	-	3
M. ROUILLON	0	0	-	0	-	2	1	18	0/0	0	-	13
M. COTTER	0	-	0	0	0	1	0	4	0/4	0	-	13

CAREER BATTING STATISTICS OF 1997 - 98 PLAYERS

NAME	TOT	RUN 1ST	RUN 2ND	RUN 3RD	RUN 4TH	INN	NO	50	100	HS	AVE	CTCH	MTCH
N. ANDREWS	75	0	0	0	75	23	6	0	0	21	4.41	7	22
M. ARIFAKI	30	0	0	0	30	2	0	0	0	18	15.00	1	2
K. BARTON	89	0	9	0	80	8	0	0	0	34	11.13	2	7
J. BEGNELL	125	0	0	3	122	20	7	0	0	37 x	9.62	2	19
J. BELL	1528	0	78	89	1361	81	9	3	2	113	21.22	67	71
S. BELL	434	0	0	220	214	35	10	1	0	51 x	17.36	9	36
D. BETTIOL	670	0	103	172	395	48	2	1	0	72	14.57	16	41
G. BIRT	130	130	0	0	0	8	1	1	0	53	18.57	10	7
Y. BROWN	9	0	2	3	4	4	0	0	0	3	2.25	3	3
A. BRYAN	36	0	0	0	36	2	0	0	0	25	18.00	0	2
N. CARR	470	0	39	236	195	33	2	2	0	59	15.16	4	28
P. COLEMAN	457	0	0	91	366	25	3	3	0	69 x	20.77	4	23
K. COLLINS	5083	2293	1785	905	100	258	50	19	0	92	24.44	97	253
M. COLLINS	66	0	0	33	33	13	5	0	0	18	8.25	2	12
V. CONNOR	1271	728	152	254	137	119	22	3	0	70 x	13.10	63	127
J. COOK	995	450	424	3	118	90	24	1	1	118	15.08	26	87
P. COSTIN	700	0	89	475	136	46	1	2	0	70 x	15.56	21	41
M. COTTER	4184	1021	1789	885	489	190	13	25	3	108	23.64	80	169
C. DALEY	853	53	725	0	75	49	6	5	0	75	19.84	35	41
D. DIAS	1202	3	692	380	127	98	18	4	0	68 x	15.03	31	87
B. DOWLING	390	70	88	40	192	29	2	1	0	53	14.44	8	25
J. DOWLING	150	98	9	43	0	22	8	0	0	31	10.71	4	26
M. EGAN	130	0	10	21	99	32	6	0	0	22	5.00	11	39
S. GENFORD	46	0	0	46	0	1	0	0	0	46	46.00	0	1
R. GRANT	241	0	0	0	241	18	3	0	0	39	16.07	7	17
R. HAWKER	171	0	171	0	0	15	1	0	0	30	12.21	18	11
M. HOLMES	748	0	267	192	289	56	7	1	0	59 x	15.27	38	53
N. HOLMES	15	0	0	15	0	2	0	0	0	11	7.50	1	1
N. HOPPER	1610	110	1059	441	0	88	6	7	1	111	19.63	69	73
A. JONAIKI	267	0	0	11	256	16	0	0	0	45	16.69	6	14
G. KASSIS	2523	1968	444	86	25	113	9	8	5	144	24.26	45	103
R. LOPEZ	640	489	143	7	1	33	6	2	1	113 x	23.70	10	28
A. LOVERIDGE	215	0	0	215	0	15	2	1	0	62	16.54	18	14
D. MacFARLANE	146	0	120	26	0	14	5	0	0	41	16.22	2	13
S. MADDEN	185	0	0	9	176	27	6	0	0	25	8.81	7	27
A. MARSH	57	0	0	57	0	1	0	1	0	57	57.00	0	1
M. McDERMOTT	159	10	52	56	41	32	8	0	0	26	6.63	10	40

CAREER BATTING STATISTICS OF 1997 - 98 PLAYERS

NAME	TOT	RUN 1ST	RUN 2ND	RUN 3RD	RUN 4TH	INN	NO	50	100	HS	AVE	CTCH	MTCH
A. MIHALJ	221	0	139	82	0	9	0	1	0	52	24.56	3	8
S. MOBBS	201	0	0	0	201	16	0	0	0	31	12.56	10	13
B. MOONEY	4	0	0	0	4	1	1	0	0	4 x	-	0	1
S. MOONEY	18	0	0	18	0	3	0	0	0	14	6.00	0	3
J. MORRICE	157	0	0	0	157	17	4	0	0	23	12.08	13	14
C. O'NEILL	191	4	187	0	0	19	1	1	0	52	10.61	7	14
C. PANAGOPOULOUS	54	0	0	0	54	5	0	0	0	15	10.80	0	4
I. PATON	338	338	0	0	0	18	3	1	0	62 x	22.53	5	17
M. POTTER	63	0	0	2	61	10	2	0	0	13	7.88	6	11
W. RANAWAKE	158	28	130	0	0	14	1	1	0	62	12.15	3	11
K. RICHARDS	39	0	0	39	0	1	0	0	0	39	39.00	0	1
D. RICHARDSON	488	0	268	220	0	49	6	0	0	40	11.35	10	43
M. ROSE	154	0	39	87	28	34	10	0	0	24	6.42	11	35
M. ROUILLON	1047	40	275	425	307	86	7	2	0	66	13.25	43	80
N. RUGLESS	996	431	459	106	0	60	6	4	0	76	18.44	18	52
G. RYAN	2367	169	812	865	521	118	9	8	3	150	21.72	42	104
D. SCLAVOS	2012	1278	245	489	0	110	15	9	1	108 x	21.18	71	97
D. SIRR	259	0	0	62	197	18	1	1	0	51	15.24	3	14
G. SMALL	265	265	0	0	0	8	1	1	1	125	37.86	2	8
P. SMITH	563	0	0	0	563	29	0	4	0	67	19.41	13	25
B. STONE	260	19	172	27	42	72	30	0	0	27 x	6.19	24	82
L. SULZER	115	115	0	0	0	3	0	1	0	61	38.33	0	3
A. SUPERINA	1	1	0	0	0	1	1	0	0	1 x	-	0	1
D. SUPERINA	7	0	7	0	0	1	0	0	0	7	7.00	1	1
A. TURIFF	55	0	0	0	55	4	1	0	0	41 x	18.33	1	3
M. WARD	460	460	0	0	0	22	3	3	0	75	24.21	7	22
D. WEEDON	235	235	0	0	0	16	1	0	0	48	15.67	6	12
K. WICKS "	1245	817	134	92	202	70	5	4	0	92	19.15	23	65
C. WILKINSON	1298	921	49	303	25	54	2	8	1	147	24.96	64	48
N. WILLOUGHBY	901	136	383	273	109	68	6	2	0	64	14.53	23	52
M. WOOD	2097	1350	12	735	0	139	19	4	0	95	17.48	64	131
J. WOODS	10	10	0	0	0	1	0	0	0	10	10.00	0	2
R. YOUNAN	299	299	0	0	0	13	2	0	1	121 x	27.18	1	10
Z. YOUNAN	116	29	58	29	0	13	2	0	0	35	10.55	5	10
R. ZELLER	57	57	0	0	0	7	1	0	0	20	9.50	3	8

CAREER BOWLING STATISTICS OF 1997 - 98 PLAYERS

NAME	TOT	WKT	WKT	WKT	WKT	OVER	M	RUNS	BEST	5	AVE	CTCH	MTCH
		1ST	2ND	3RD	4TH					FOR			
N. ANDREWS	35	0	0	1	34	232	37	759	6\39	1	21.69	7	22
M. ARIFAKI	0	0	0	0	0	3	0	16	0\16		-	1	2
J. BEGNALL	8	0	0	1	7	76	13	296	2\2		37.00	2	19
J. BELL	28	0	0	0	28	182.4	41	584	6\50	1	20.86	67	71
S. BELL	70	0	0	37	33	455	111	1231	5\19	3	17.59	9	36
D. BETTIOL	42	0	7	3	32	219.2	11	883	6\71	1	21.02	16	41
G. BIRT	1	1	0	0	0	2	0	23	1\23		23.00	10	7
A. BRYAN	0	0	0	0	0	22	5	50	0\23		-	0	2
N. CARR	0	0	0	0	0	1	0	8	0\13		-	4	28
P. COLEMAN	14	0	0	0	14	120	23	378	3\15		27.00	4	23
K. COLLINS	6	3	0	1	2	59	5	300	3\47		50.00	97	253
M. COLLINS	12	0	0	5	7	95.5	15	396	3\33		33.00	2	12
V. CONNER	265	144	41	53	27	1628	407	4221	6\9	10	15.93	63	127
J. COOK	134	72	60	2	0	929	227	2510	5\32	1	18.73	26	87
P. COSTIN	20	0	1	10	9	174.2	39	497	5\18	1	24.85	19	40
M. COTTER	10	1	1	2	6	77	12	282	3\14		28.20	80	169
C. DALEY	29	3	22	0	4	177.1	32	641	4\26		22.10	35	41
D. DIAS	6	0	1	2	3	43	7	205	2\32		34.17	31	87
B. DOWLING	28	5	6	0	17	226.2	50	732	4\53		26.14	8	25
J. DOWLING	71	30	13	27	1	396.5	103	1009	6\28	5	14.21	4	26
M. EGAN	65	0	9	23	33	425	92	1273	5\34	1	19.58	11	39
S. GENFORD	1	0	0	1	0	23	10	40	1\37		40.00	0	1
R. GRANT	14	0	0	0	14	98	17	290	3\23		20.71	7	17
M. HOLMES	48	0	11	20	17	286	73	672	5\11	3	14.00	38	53
N. HOLMES	1	0	0	1	0	2	0	20	1\20		20.00	1	1
N. HOPPER	0	0	0	0	0	4	0	31	0\15		-	30	34
A. JONAIKI	12	0	0	0	12	77	8	398	6\43	1	33.17	6	14
G. KASSIS	151	117	17	6	11	1089	268	2676	6\29	5	17.72	45	103
R. LOPEZ	39	30	4	3	2	308	61	973	5\94	1	24.95	10	28
A. LOVERIDGE	1	0	0	1	0	1.2	0	1	1\1		1.00	18	14
D. MACFARLANE	11	0	11	0	0	112	22	451	4\25		41.00	2	13
S. MADDEN	41	0	0	5	36	278.4	71	838	4\26		20.44	7	27

CAREER BOWLING STATISTICS OF 1997-98 PLAYERS

NAME	TOT	WKT	WKT	WKT	WKT	OVER	M	RUNS	BEST	5	AVE	CTCH	MTCH
		1ST	2ND	3RD	4TH								
M. McDERMOTT	86	2	27	44	13	560	124	1493	7\27	4	17.36	10	40
S. MOONEY	5	0	0	5	0	39	8	138	3\40		27.60	0	3
C. O'NEILL	26	0	26	0	0	167	36	456	4\34		17.54	7	14
M. POTTER	11	0	0	0	11	92	22	258	4\40		23.45	6	11
W. RANAWAKE	0	0	0	0	0	7	0	39	0\19		-	3	11
K. RICHARDS	3	0	0	3	0	12	1	55	3\55		18.33	0	1
D. RICHARDSON	38	0	25	13	0	298.1	83	784	5\29	1	20.63	9	39
M. ROSE	44	0	15	16	13	388.2	76	1163	7\23	3	26.43	11	35
M. ROUILLON	1	0	0	1	0	47	6	224	1\27		224.00	43	80
N. RUGLESS	38	8	17	13	0	338	83	1085	4\27		28.55	18	52
G. RYAN	7	0	2	2	3	53	8	218	2\22		31.14	42	104
D. SCLAVOS	2	0	0	2	0	30	4	99	1\6		49.50	71	97
D. SIRR	0	0	0	0	0	17	1	59	0\9		-	3	14
G. SMALL	4	4	0	0	0	36	3	68	4\68		17.00	1	2
P. SMITH	7	0	0	0	7	83	25	221	3\59		31.57	9	12
B. STONE	124	4	91	21	8	1141	274	3022	5\3	2	24.37	24	82
L. SULZER	0	0	0	0	0	2	0	15	0\15		-	0	3
A. SUPERINA	0	0	0	0	0	13	2	39	0\39		-	0	1
M. WARD	2	2	0	0	0	10	0	52	2\34		26.00	3	8
D. WEEDON	3	3	0	0	0	27	2	160	2\24		53.33	6	12
K. WICKS	50	36	5	0	9	392	89	1304	4\12		26.08	23	65
N. WILLOUGHBY	28	0	2	8	18	194	38	673	5\23	1	24.04	23	52
M. WOOD	125	25	0	100	0	786	178	2050	8\55	7	16.40	64	131
J. WOODS	2	2	0	0	0	14	1	82	2\42		41.00	0	2
R. YOUNAN	32	32	0	0	0	175.2	34	566	7\44	3	17.69	1	10
Z. YOUNAN	10	10	0	0	0	114.5	19	400	2\30		40.00	5	10
R. ZELLER	11	8	3	0	0	94	23	289	3\34		26.27	3	8

CLUB STATISTICS FOR ALL GRADES

ALL PLAYERS WITH 100 OR MORE MATCH APPEARANCES

D. TRIBOLET	358	
T. SUCHY	340	
W. SHEPHERD	310	
P. PERCEY	264	
R. GENTLES	257	
** K. COLLINS	253	1997-98
B. TRIBOLET	219	
J. ROSS	210	
D. NOYES	206	
G. PARRY	205	
R. JOHNSON	187	
D. VEIGEL	186	
K. HARRISON	180	
B. BALFOUR	175	
I. JOHNSON	171	
P. PERKINS	170	
S. BLOMFIELD	169	
B. TARLINTON	157	
J. WALSH ""	157	
** M. COTTER	169	1997-98
H. HARRISON	155	
T. ROSS	153	
L. PENDREIGH	147	
B. MOORE	145	
A. SMEE	142	
L. REES	140	
G. KENNY	140	
P. MOONEY	140	
J. SKINNER	137	
R. HADLEY	135	
S. HOLMES	135	
D. ADAMS	134	
S. FINCH	130	
D. PERKINS	130	
N. DAY	130	
** V. CONNOR	127	1997-98
E. BURGIN	125	
A. INGLEBY	125	
S. KING	122	
S. GUTHRIE	121	
K. GRIFFITHS	120	
** M. WOOD	131	1997-98
P. WOOD	115	
D. HARVEY	109	
D. STANFORD	105	
** G. RYAN	104	1997-98
** G. KASSIS	103	1997-98
P. JACKYMIN	101	
P. KLEIN	101	
M. McSHANE	101	
G. SIMMONS	101	
L. MARKS	100	

** Indicates Current Player

DISTINGUISHED INDIVIDUAL SEASON PERFORMANCES

BATSMEN SCORING MORE THAN 500 RUNS IN A SEASON

W. MARSHALL	663	1985-86
T. SUCHY	628	1967-68
N. MATTHEWS	623	1965-66
G. PARRY	620	1956-57
K. GRIFFITHS	617	1964-65
N. MATTHEWS	615	1963-64
G. PARRY	586	1958-59
D. STANFORD	568	1976-77
G. PARRY	564	1959-60
G. PARRY	564	1957-58
D. PERKINS	549	1957-58
K. GRIFFITHS	541	1966-67
R. HALL	538	1964-65
K. LEE	535	1951-52
R. HALL	523	1966-67
P. PERKINS	522	1968-69
M. COTTER	514	1983-84
T. BYRNES	514	1986-87
W. MARSHALL	512	1986-87

BOWLERS TAKING MORE THAN 50 WICKETS IN A SEASON

K. WILLIAMS	87	1966-67
T. WOOD	69	1990-91
A. RUDGELEY	67	1965-66
G. PARRY	66	1956-57
W. BALFOUR	62	1957-58
N. DAY	59	1960-61
K. CHEVELL	59	1966-67
J. AITKEN	58	1957-58
K. WILLIAMS	57	1965-66
G. PARRY	55	1953-54
G. PARRY	55	1957-58
G. PARRY	54	1958-59
A. RUDGELEY	54	1967-68
G. PARRY	54	1965-66
R. HALL	53	1962-63
R. HOLMES	53	1966-67
D. HARVEY	53	1980-81
D. HARVEY	53	1985-86
S. GUTHRIE	52	1985-86
M. PARRY	52	1954-55
S. MEIER	52	1951-52
P. BAMBURY	52	1965-66
K. WOODCROFT	52	1964-65
F. MOLSKI	51	1971-72
I. JOHNSON	51	1979-80
M. McDERMOTT	51	1995-96
J. SKINNER	50	1963-64
R. HALL	50	1962-63
A. RUDGELEY	50	1968-69

CLUB STATISTICS FOR ALL GRADES

ALL PARTNERSHIPS IN EXCESS 150 RUNS

<u>SCORE</u>	<u>WKT</u>	<u>PARTNERSHIP</u>	<u>OPPONENT</u>	<u>GDE</u>	<u>SEASON</u>
278*	(2nd)	T. SANDERSON & G. RYAN	v's STRATHFIELD	4TH	1986-87
229*	(3rd)	G. PARRY & B. RAE	v's LANE COVE	1ST	1959-60
182*	(3rd)	G. WESTERBERG & G. WADE	v's PENNANT HILLS	4TH	1982-83
181*	(2nd)	C. WHITE & G. KASSIS	v's STRATHFIELD	1ST	1989-90
180*	(2nd)	G. PARRY & A. INGLEBY	v's CANTERBURY	1ST	1956-57
179*	(6th)	B. BALFOUR & G. PARRY	v's RYDE	1ST	1957-58
178*	(1st)	D. NOYES & P. PERKINS	v's EPPING	2ND	1968-69
178*	(4th)	G. PARRY & L. HOWARD	v's ROSEVILLE	1ST	1958-59
174	(2nd)	J. ALVAREZ & G. KASSIS	v's CANTERBURY	1ST	1988-89
174	(1st)	D. HARVEY & R. JANCZUK	v's BURWOOD	2ND	1975-76
170**	(1st)	M. TROY / M. WOOD / B. TARLINTON	v's BEXLEY	1ST	1994-95
167*	(5th)	L. MARKS & L. FRY	v's BURWOOD	1ST	1968-69
164*	(4th)	G. KENNY & T. BYRNES	v's BURWOOD	3RD	1986-87
159	(5th)	G. PARRY & P. WOOD	v's EPPING	1ST	1965-66
158*	(4th)	S. ABERCROMBIE & A. PICO	v's WARRINGAH	2ND	1991-92
153*	(6th)	P. PERCEY & R. HOLMES	v's BEXLEY	2ND	1966-67
153	(4th)	M. WARD & K. WICKS	v's STRATHFIELD	1ST	1996-97
152*	(1st)	S. BLOMFIELD & W. SHEARGOLD	v's STRATHFIELD	4TH	1986-87
152	(2nd)	S. BLOMFIELD & J. HARRIS	v's BAULKHAM HILLS	4TH	1987-88
152*	(1st)	D. PERKINS & G. PARRY	v's ROSEVILLE	1ST	1953-54
151*#	(5th)	D. HARVEY & D. NOYES	v's LANE COVE	4TH	1984-85
151*	(1st)	J. KHALIFEH & P. LEACY	v's CANTERBURY	3RD	1971-72
151*	(5th)	G. WESTERBERG & G. KASSIS	v's BAULKHAM HILLS	U24	1988-89
150	(3rd)	M. PARRY & K. LEE	v's RYDE	1ST	1951-52

* Signifies this partnership is a record for that wicket in that grade.

** Signifies batsman retired hurt.

Signifies this partnership is a record in a final.

CENTURIES SCORED SINCE 1951 - 1952 (con't)

108	G. CLARKE	v/s	WENTWORTHVILLE	3RD	1983-84	
108	W. SHEARGOLD	v/s	STRATHFIELD	4TH	1986-87	
107*	S. BLOMFIELD	v/s	STRATHFIELD	4TH	1988-89	
107	T. SUCHY	v/s	MACQUARIE UNI	1ST	1980-81	
106	R. HALL	v/s	CANTERBURY	1ST	1964-65	
106*	C. WHITE	v/s	BURWOOD	U24	1991-92	
106	S. LAING	v/s	LINDFIELD	3RD	1982-83	
106	M. COTTER	v/s	STRATHFIELD	4TH	1983-84	
106*	C. CLUNAS	v/s	BEXLEY	3RD	1995-96	
106	A. LAWSON	v/s	BLACKTOWN	3RD	1995-96	
105*	R. HALL	v/s	LINDFIELD	1ST	1966-67	
105*	D. FISHER	v/s	MACQUARIE UNI	4TH	1991-92	
105	K. LEE	v/s	RYDE	1ST	1951-52	
105	D. CORBETT	v/s	SUTHERLAND	1ST	1953-54	
105	G. PARRY	v/s	BEXLEY	1ST	1959-60	
105	N. MATTHEWS	v/s	LANE COVE	1ST	1965-66	
105	C. RYAN	v/s	PENNANT HILLS	3RD	1986-87	
105	N. LEWIS	v/s	PENNANT HILLS	2ND	1954-55	
105	W. SAUNDERS	v/s	WARRINGAH	4TH	1993-94	
105*	S. SATHIAH	v/s	BAULKHAM HILLS	3RD	1995-96	
104*	G. RYAN	v/s	CANTERBURY	3RD	1987-88	
104*	A. FARLEY	v/s	LINDFIELD	4TH	1983-84	
104	L. HOWARD	v/s	ROSEVILLE	1ST	1958-59	
104	M. BOWEN	v/s	ROSEVILLE	1ST	1974-75	
104	M. COTTER	v/s	ROSEVILLE	2ND	1983-84	
104	P. MOONEY	v/s	PENNANT HILLS	2ND	1974-75	
103*	G. KASSIS	v/s	HILLS SHIRE (B'HILLS)	2ND	1997-98	
103	G. RYAN	v/s	BAULKHAM HILLS	3RD	1991-92	
103*	P. PERKINS	v/s	MANLY	3RD	1966-67	
103*	C. ZAMMITT	v/s	STRATHFIELD	3RD	1985-86	
103	L. MARKS	v/s	PENNANT HILLS	1ST	1966-67	
103	D. NOYES	v/s	EPPING	2ND	1968-69	
103	T. ROSS	v/s	BEXLEY	1ST	1984-85	
103	J. BELL	v/s	MACQUARIE UNI	4TH	1995-96	
102*	G. KENNY	v/s	MACQUARIE UNI	2ND	1978-79	
102	G. PARRY	v/s	CANTERBURY	1ST	1956-57	
102	N. DAY	v/s	SUTHERLAND	2ND	1964-65	
102	T. RICHARDS	v/s	LINDFIELD	4TH	1984-85	
102	S. ABERCROMBIE	v/s	LINDFIELD	1ST	1991-92	
102	N. MATTHEWS	v/s	BEXLEY	1ST	1966-67	
101*	D. NOYES	v/s	RYDE	2ND	1967-68	
101*	P. GANE	v/s	EPPING	2ND	1975-76	
101*	L. FRY	v/s	MACQUARIE UNI	2ND	1973-74	
101*	C. RYAN	v/s	ROSEVILLE	4TH	1986-87	
101	R. HALL	v/s	SUTHERLAND	1ST	1962-63	
101	G. GUTHRIE	v/s	MACQUARIE UNI	3RD	1983-84	
101	R. HALL	v/s	CANTERBURY	1ST	1964-65	
100*	D. HUDSON	v/s	MACQUARIE UNI	2ND	1983-84	
100*	P. WOOD	v/s	ROSEVILLE	2ND	1966-67	
100*	W. MARSHALL	v/s	EPPING	3RD	1987-88	
100*	T. SUCHY	v/s	CANTERBURY	1ST	1968-69	
100*	G. BRAZIER	v/s	ROSEVILLE	2ND	1970-71	
100	G. PARRY	v/s	BURWOOD	1ST	1951-52	
100	D. PERKINS	v/s	LANE COVE	1ST	1951-52	
100	T. ROSS	v/s	CANTERBURY	2ND	1980-81	
100	D. HARVEY	v/s	LANE COVE	4TH	1984-85	FINAL
100	B. COUPAR	v/s	PENNANT HILLS	2ND	1986-87	
100	G. KENNY	v/s	PENNANT HILLS	2ND	1982-83	

SEVEN WICKETS IN AN INNINGS SINCE (1951-52) Total 89

WKTS	NAME		OPPONENT	GRADE	SEASON	
10/43	K. WILLIAMS	v/s	SYDNEY UNI	3RD	1966-67	
9/40	G. PARRY	v/s	HORNSBY	1ST	1953-54	
8/2	D. HARVEY	v/s	LINDFIELD	1ST	1985-86	
8/13	R. JOHNSON	v/s	STRATHFIELD	3RD	1986-87	
8/21	B. MEREDITH	v/s	RYDE	2ND	1960-61	
8/24	V. ELLIOTT	v/s	BEXLEY	1ST	1974-75	
8/27	R. JOHNSON	v/s	RYDE	1ST	1972-73	
8/28	D. HARVEY	v/s	LINDFIELD	1ST	1983-84	
8/28	G. PARRY	v/s	UNKNOWN	1ST	1956-57	
8/33	D. GILLARD	v/s	WENTWORTHVILLE	3RD	1976-77	
8/34	I. ZUBAK	v/s	MACQUARIE UNI	4TH	1985-86	
8/34	S. MEIER	v/s	UNKNOWN	1ST	1951-52	
8/35	P. ROSBOROUGH	v/s	CANTERBURY	4TH	1988-89	
8/36	G. KASSIS	v/s	BEXLEY	U24	1989-90	
8/43	A. DOWNTON	v/s	WENTWORTHVILLE	2ND	1989-90	SEMI
8/44	R. JOHNSON	v/s	ROSEVILLE	3RD	1982-83	
8/55	M. WOOD	v/s	MACQUARIE UNI	3RD	1996-97	
8/61	K. WOODCROFT	v/s	SUTHERLAND	3RD	1964-65	
8/65	R. TURNBULL	v/s	BEXLEY	2ND	1968-69	
8/81	A. RUDGELEY	v/s	LANE COVE	1ST	1968-69	
7/3	T. OWENS	v/s	WARRINGAH	4TH	1993-94	
7/8	W. BALFOUR	v/s	ROSEVILLE	1ST	1962-63	
7/14	G. LANGLEY	v/s	EPPING	4TH	1988-89	
7/15	D. HARVEY	v/s	WARRINGAH	1ST	1978-79	
7/16	D. GILLARD	v/s	LINDFIELD	3RD	1973-74	
7/16	W. BALFOUR	v/s	UNKNOWN	1ST	1956-57	
7/18	D. HARVEY	v/s	BEXLEY	1ST	1976-77	
7/21	R. JOHNSON	v/s	PENNANT HILLS	2ND	1981-82	
7/23	R. JOHNSON	v/s	BURWOOD	2ND	1987-88	
7/23	G. PARRY	v/s	UNKNOWN	1ST	1951-52	
7/23	S. ROY	v/s	STH EAST SYDNEY	3RD	1995-96	
7/23	M. ROSE	v/s	EPPING	4TH	1995-96	
7/24	T. BURTON	v/s	EPPING	2ND	1988-89	
7/24	J. ETTO	v/s	LANE COVE	2ND	1985-86	
7/24	G. PARRY	v/s	CANTERBURY	1ST	1962-63	
7/25	T. BURTON	v/s	WENTWORTHVILLE	4TH	1984-85	
7/27	D. ROLL	v/s	WARRINGAH	2ND	1984-85	
7/27	R. HALL	v/s	SUTHERLAND	1ST	1966-67	
7/27	M. McDERMOTT	v/s	WARRINGAH	3RD	1995-96	
7/29	G. PARRY	v/s	EPPING	1ST	1962-63	
7/29	I. JOHNSON	v/s	MACQUARIE UNI	1ST	1976-77	
7/29	W. SHEARGOLD	v/s	CANTERBURY	4TH	1987-88	
7/29	M. WOOD	v/s	BLACKTOWN	3RD	1994-95	
7/30	*****	v/s	STRATHFIELD	4TH	1985-86	
7/30	N. DAY	v/s	LINDFIELD	2ND	1960-61	
7/30	A. SMEE	v/s	ROSEVILLE	2ND	1977-78	
7/31	W. BALFOUR	v/s	PENNANT HILLS	1ST	1964-65	
7/31	G. PARRY	v/s	RYDE	1ST	1961-62	
7/32	J. BERRY	v/s	PENNANT HILLS	1ST	1975-76	
7/32	G. SIMMONS	v/s	LANE COVE	3RD	1974-75	
7/33	B. MOORE	v/s	LINDFIELD	2ND	1973-74	
7/33	M. PARRY	v/s	UNKNOWN	1ST	1954-55	
7/34	D. PERKINS	v/s	UNKNOWN	1ST	1955-56	
7/34	K. REMINGTON	v/s	UNKNOWN	1ST	1951-52	
7/34	M. KENNEDY	v/s	MACQUARIE UNI	4TH	1987-88	
7/35	S. GUTHRIE	v/s	WENTWORTHVILLE	2ND	1985-86	
7/35	B. MOORE	v/s	CANTERBURY	2ND	1968-69	
7/35	A. RUDGELEY	v/s	CANTERBURY	2ND	1965-66	

SEVEN WICKETS OR MORE IN AN INNINGS (cont'd)

7/35	M. PARRY	v's	UNKNOWN	1ST	1953-54
7/36	I. JOHNSON	v's	BURWOOD	1ST	1978-79
7/37	J.SKINNER	v's	LINDFIELD	1ST	1963-64
7/38	K. WILLIAMS	v's	EPPING	3RD	1965-66
7/40	G. WILLMOTT	v's	UNKNOWN	2ND	1956-57
7/40	R. HOLMES	v's	LANE COVE	2ND	1966-67
7/40	J. BERRY	v's	RYDE	1ST	1965-66
7/41	A. SMEE	v's	CANTERBURY	2ND	1970-71
7/41	G. PARRY	v's	BURWOOD	1ST	1958-59
7/42	F. MOLSKI	v's	MACQUARIE UNI	2ND	1980-81
7/42	K. WILLIAMS	v's	WESTERN SUBURBS	3RD	1965-66
7/42	M. BENSEMANN	v's	LINDFIELD	2ND	1991-92
7/44	R. YOUNAN	v's	STRATHFIELD	1ST	1997-98
7/45	L. WATKINS	v's	PENNANT HILLS	2ND	1963-64
7/45	M. PARRY	v's	UNKNOWN	1ST	1954-55
7/46	A. JULIEN	v's	WENTWORTHVILLE	4TH	1988-99
7/47	F. MOLSKI	v's	LANE COVE	1ST	1975-76
7/48	R. HOLMES	v's	LANE COVE	2ND	1966-67
7/50	A. RUDGELEY	v's	RYDE	2ND	1962-63
7/51	N.DAY	v's	EPPING	2ND	1960-61
7/52	A. RUDGELEY	v's	EPPING	1ST	1967-68
7/52	A. OSTLER	v's	CANTERBURY	3RD	1968-69
7/53	W. SHEARGOLD	v's	WARRINGAH	4TH	1987-88
7/55	S. GUTHRIE	v's	EPPING	3RD	1980-81
7/57	G. BERRY	v's	EPPING	2ND	1965-66
7/58	D. GILLARD	v's	PENNANT HILLS	3RD	1975-76
7/61	W. BALFOUR	v's	EPPING	1ST	1959-60
7/63	K. WILLIAMS	v's	CANTERBURY	3RD	1966-67
7/66	D. HARVEY	v's	CANTERBURY	1ST	1976-77
7/73	D. HARVEY	v's	PENNANT HILLS	1ST	1977-78
7/99	I. JOHNSON	v's	WENTWORTHVILLE	1ST	1979-80

HATRICKS TAKEN (Total 14)

1ST	GRADE	W. PEPPER	v's	HILLS SHIRE	1996-97 (B,L,C)
2ND	GRADE	K. WOODCROFT	v's	LINDFIELD	1965-66 (B,B,B)
		S. HOLMES	v's	SUTHERLAND	1967-68 (B,L,B)
		G. SAUNDERS	v's	WENTWORTHVILLE	1981-82 (L,B,B)
		M. KOSZEK	v's	STRATHFIELD	1995-96 (L,L,L)
		B. STONE	v's	STRATHFIELD	1995-96 ()
3RD	GRADE	G. SIMMONS	v's	LINDFIELD	1964-65 (B,C,B)
		S. GREENTREE	v's	UNI NSW	1964-65 (L,L,B)
		K. WILLIAMS	v's	LANE COVE	1965-66 (B,L,C)
		D. TRIBOLET	v's	WENTWORTHVILLE	1977-78 (L,B,C)
		W. MARSHALL	v's	PENNANT HILLS	1985-86 (B,L,C)
		W. GREEN	v's	LANE COVE	1993-94 (C,B,S)
		J. DOWLING	v's	HOLROYD	1996-97 (B,B,C)
4TH	GRADE	W. SAUNDERS	v's	LANE COVE	1995-96 (C,C,L)

(B =BOWLED, C =CAUGHT, L =LBW, S=STUMPED)

BATSMEN 1000 RUN CLUB (Since 1951)

NAME	TOT	RUN 1ST	RUN 2ND	RUN 3RD	RUN 4TH	INN	NO	50	100	HS	AVE	CTCH	MTCH
T. SUCHY	7335	4773	1719	800	43	382	39	26	4	118	21.38	154	340
G. PARRY	6368	6365	-	3	-	225	14	41	6	130	30.18	150	205
W. SHEPHERD	5234	70	2029	1796	1339	317	52	13	0	91 x	19.75	186	310
R. GENTLES	5099	2620	590	1454	435	277	39	18	1	117 x	21.42	120	257
K. COLLINS	5083	2293	1785	905	100	258	50	19	0	92	24.44	97	253
P. PERCEY	4679	669	2589	984	437	285	45	15	1	119 x	19.50	141	264
J. ROSS	4343	4021	277	45	-	251	15	16	0	91	18.40	292	210
M. COTTER	4184	1021	1789	885	489	190	13	25	3	108	23.64	80	169
P. PERKINS	4176	348	3007	821	-	288	12	13	2	114	15.13	88	170
D. NOYES	4132	1611	1803	508	210	228	24	17	2	103	20.25	85	206
T. ROSS	3907	2527	642	629	109	159	12	19	4	124	26.58	149	153
R. JOHNSON	3671	1952	920	623	176	205	46	15	0	91	23.09	87	187
D. TRIBOLET	3579	36	2537	966	40	331	41	9	0	68	12.34	270	358
B. BALFOUR	3424	3417	7	-	-	186	27	13	1	112	21.53	126	175
G. KENNY	3417	86	1683	1355	293	168	11	16	2	102	21.76	37	140
D. PERKINS	3290	3290	-	-	-	115	4	18	5	144	29.64	35	130
P. MOONEY	3121	-	1044	2077	-	185	15	14	1	104	18.36	80	140
D. VEIGEL	3060	485	1959	528	88	206	22	8	0	73	16.63	109	186
K. GRIFFITHS	2974	1508	1466	-	-	143	6	13	1	111	21.71	158	120
S. BLOMFIELD	2955	-	18	693	2244	186	16	10	1	107 x	17.38	54	169
B. TARLINTON	2630	1409	650	490	81	184	17	9	0	74	15.75	129	157
I. JOHNSON	2575	1769	385	227	194	168	38	7	0	77	19.81	91	171
P. WOOD	2572	1596	976	-	-	137	16	10	2	125	21.26	25	115
G. KASSIS	2523	1968	444	86	25	113	9	8	5	144	24.26	45	103
G. RYAN	2367	169	812	865	521	118	9	8	3	150	21.72	42	104
L. REES	2352	1255	894	183	20	147	10	10	0	94	17.17	66	140
L. MARKS	2334	1955	379	-	-	128	9	6	1	103	19.61	52	100
R. HALL	2278	2105	173	-	-	99	10	4	4	106	25.60	49	95
D. STANFORD	2191	2180	11	-	-	93	8	13	1	115	25.78	44	105
M. WOOD	2097	1350	12	735	0	139	19	4	0	95	17.48	64	131
A. INGLEBY	2058	2058	-	-	-	128	11	9	0	74	17.59	72	125
D. SCLAVOS	2012	1278	245	489	0	110	15	9	1	108 x	21.18	71	97
S. FINCH	1934	175	1461	298	-	133	12	7	0	69	15.98	130	130
K. HARRISON	1922	16	1455	451	-	195	24	3	0	54	11.24	38	180
G. WESTERBERG	1905	351	886	460	208	102	14	4	1	151 x	21.65	52	94
E. BURGIN	1900	485	1088	327	-	94	10	11	0	85	22.62	27	125
D. HARVEY	1886	1375	212	-	299	111	8	6	2	116	18.31	76	109
N. MATTHEWS	1865	1865	-	-	-	61	2	7	2	105	31.61	86	70
S. KING	1847	-	247	1329	271	114	12	8	0	75	18.11	51	122
J. SCORGIE	1806	221	1442	143	-	120	16	3	0	76	17.37	60	94
M. PARRY	1802	1802	-	-	-	74	4	9	1	109	25.74	43	70
G. WADE	1784	24	416	1012	332	115	16	5	0	83 x	18.02	40	90
W. MARSHALL	1780	303	24	1401	52	68	14	8	3	125	32.96	26	54
P. LEACY	1693	-	267	1426	-	119	8	2	0	76	15.25	17	60
S. ABERCROMBIE	1660	1138	494	23	5	76	3	7	2	123	22.74	66	66

BATSMEN 1000 RUN CLUB (Since 1951)

NAME	TOT	RUN 1ST	RUN 2ND	RUN 3RD	RUN 4TH	INN	NO	50	100	HS	AVE	CTCH	MTCH
L. PENDREIGH	1628	6	1264	301	57	142	24	5	0	65	13.80	58	147
N. HOPPER	1610	110	1059	441	0	88	6	7	1	111	19.63	69	73
A. SMEE	1574	121	836	585	32	150	20	2	0	52	12.11	105	142
T. BYRNES	1571	-	51	1154	366	82	10	5	0	93	21.82	31	71
R. HADLEY	1567	386	1095	86	-	103	8	2	1	109	16.49	61	135
B. HANSHAW	1558	312	1016	159	71	84	6	7	0	70 x	19.97	23	71
N. DAY	1537	13	1276	248	-	107	18	5	1	102	17.27	33	130
J. BELL	1528	0	78	89	1361	81	9	3	2	113	21.22	67	71
B. TRIBOLET	1492	835	335	322	-	193	64	2	0	77 x	11.57	81	219
P. KLEIN	1485	41	412	1032	-	100	10	5	0	93	16.50	37	101
G. GUTHRIE	1446	59	770	592	25	92	7	5	1	101	17.01	78	82
H. HARRISON	1406	1247	100	59	-	117	19	1	0	52	14.35	63	155
J. DAVINO	1401	29	735	389	248	100	8	4	0	60	15.23	59	95
G. BERRY	1338	40	342	956	-	110	13	2	0	65	13.79	27	85
T. BRISCOE	1327	1327	-	-	-	77	8	3	1	108	19.23	24	65
J. WALSH "	1308	19	202	404	683	136	30	4	0	59 x	12.34	41	157
C. WILKINSON	1298	921	49	303	25	54	2	8	1	147	24.96	64	48
B. COUPAR	1286	538	529	219	-	83	20	4	1	100	20.41	55	84
J. HARRIS	1280	-	39	340	901	83	8	5	0	95	17.07	48	77
V. CONNOR	1271	728	152	254	137	119	22	3	0	70 x	13.10	63	127
K. WICKS "	1245	817	134	92	202	70	5	4	0	92	19.15	23	65
B. MOORE	1234	189	854	191	-	128	30	2	0	78 x	12.59	39	145
R. KNOTT	1232	789	443	-	-	112	14	2	0	64	12.57	30	96
K. JAMES	1218	248	204	766	-	99	15	2	0	76	14.50	38	76
K. GOUGH	1215	8	803	404	-	137	26	2	0	70	10.95	42	85
L. HOWARD	1210	938	272	-	-	85	13	4	1	104	16.81	45	80
D. WRIGHT	1207	656	304	231	16	65	5	2	0	65	20.12	35	69
D. DIAS	1202	3	692	380	127	98	18	4	0	68 x	15.03	31	87
P. McDERMID	1171	301	728	45	97	57	10	6	0	86 x	24.91	30	54
G. LANGLEY	1166	26	228	552	360	58	4	5	0	90	21.59	51	53
S. PERKS	1143	0	40	542	561	48	4	8	0	81	25.98	25	42
R. WILEY	1132	808	241	83	-	52	4	6	0	87	23.58	22	49
M. TROY	1130	1130	0	0	0	54	1	7	1	131	21.32	11	40
M. BENSEMAN	1088	526	473	89	0	74	13	3	0	65 x	17.84	28	64
C. ZAMMITT	1081	233	227	327	294	41	2	4	2	109	27.72	13	36
S. LUCAS	1081	-	339	674	68	75	13	2	0	83	17.44	36	65
W. SAUNDERS	1071	0	256	293	522	64	4	4	1	105	17.85	20	61
K. FARLEY	1064	598	466	-	-	64	9	2	1	126 x	19.35	35	58
A. FARLEY	1063	33	255	319	456	48	5	5	1	104 x	24.72	35	41
C. WHITE	1058	822	76	130	30	38	0	10	0	90	27.84	28	35
M. ROUILLON	1047	40	275	425	307	86	7	2	0	66	13.25	43	80
D. CORBETT	1037	1037	-	-	-	48	0	5	1	105	21.60	23	49
R. CASSELL	1015	975	-	40	-	39	6	5	1	110	30.76	19	71
F. WICKS	1011	1	870	140	-	76	4	4	0	80	14.04	20	79
R. JANCZUK	1006	200	744	62	-	70	3	3	0	53	15.01	28	77
B. BURTON	1004	189	485	298	32	77	6	5	0	66	14.14	22	74

BOWLERS 100 WICKET CLUB (Since 1951)

NAME	TOT	WKT	WKT	WKT	WKT	OVER	M	RUNS	BEST	5 FOR	AVE	CTCH	MTCH
		1ST	2ND	3RD	4TH								
G. PARRY	613	613	0	0	0	2492	494	7377	9\40	36	12.03	150	205
R. JOHNSON	595	310	140	98	47	2669	603	7181	8\13	30	12.07	87	187
A. RUDGELEY	575	330	231	14	0	2532	367	9420	8\81	29	16.38	65	210
D. TRIBOLET	460	5	298	151	6	1718	193	7706	6\18	11	16.75	270	358
I. JOHNSON	398	306	47	28	17	2478	623	6154	7\29	20	15.46	91	171
W. BALFOUR	386	386	0	0	0	1549	186	5591	7\8	16	14.48	126	275
B. TRIBOLET	350	230	94	25	1	2200	435	6123	6\15	10	17.49	81	219
D. HARVEY	311	272	29	0	10	1551	383	3964	8\2	20	12.75	76	109
A. SMEE	274	35	131	108	0	1251	301	4028	7\30	8	14.70	105	142
D. ADAMS	269	0	61	133	75	1664	393	4344	7\30	6	16.15	43	134
V. CONNER	265	144	41	53	27	1628	407	4221	6\9	10	15.93	63	127
B. MOORE	254	78	155	21	0	1223	165	4270	7\33	10	16.81	39	145
S. GUTHRIE	244	135	75	32	2	1670	405	4231	7\35	8	17.34	42	121
D. GILLARD	231	0	0	231	0	724	120	3123	8\33	12	13.52	34	79
K. GOUGH	218	2	125	91	0	831	106	2930	6\35	5	13.44	42	85
J. WALSH ""	216	5	47	88	76	1491	342	3915	6\43	5	18.13	41	157
R. HALL	215	213	2	0	0	1024	135	3615	7\27	9	16.81	49	95
J. SKINNER	214	195	17	2	0	1024	182	3399	7\37	8	15.88	82	137
N. DAY	206	0	192	14	0	767	87	2737	7\30	10	13.29	33	130
J. BERRY	189	168	21	0	0	863	86	3406	7\32	10	18.02	39	90
L. PENDREIGH	183	2	139	37	5	1086	199	3040	6\65	5	16.61	58	147
S. HOLMES	179	19	126	34	0	730	123	2350	6\25	13	13.13	14	135
F. MOLSKI	179	98	62	19	0	830	154	2669	7\42	8	14.91	35	85
H. HARRISON	178	156	12	10	0	684	64	2965	5\41	1	16.66	63	155
G. SIMMONS	174	17	70	87	0	703	97	2730	7\32	10	15.69	24	101
T. WOOD (Tom)	166	166	0	0	0	1045	294	2076	6\28	13	12.51	20	47
M. PARRY	159	159	0	0	0	545	71	1941	7\33	12	12.21	43	70
J. KNEZEVIC	157	43	71	41	2	999	232	2624	6\27	3	16.71	17	74
W. SHEPHERD	155	0	47	72	36	917	153	3436	6\19	2	22.17	186	310
G. KASSIS	151	117	17	6	11	1089	268	2676	6\29	5	17.72	45	103
K. WILLIAMS	144	0	7	137	0	466	89	1580	10\43	9	10.97	23	27
S. MEIER	143	143	0	0	0	569	100	1705	8\34	10	11.92	10	52
P. JACKYMIN	134	22	96	14	2	765	133	2696	6\29	3	20.12	36	101
B. COUPAR	133	52	56	25	0	791	188	2137	5\42	2	16.07	55	84
G. WESTERBERG	131	19	68	36	8	877	175	2606	6\30	3	19.89	52	94
B. HEDDLE	128	4	90	23	11	740	207	1709	5\39	2	13.35	16	58
J. COOK	127	65	60	2	0	876	211	2362	5\32	1	18.60	25	82

BOWLERS 100 WICKET CLUB (Since 1951)

NAME	TOT	WKT	WKT	WKT	WKT	OVER	M	RUNS	BEST	5	AVE	CTCH	MTCH
		1ST	2ND	3RD	4TH								
T. SUCHY	127	48	32	44	3	850	272	2740	6\41	3	21.57	154	340
K. WOODCROFT	126	34	49	43	0	481	92	1674	8\61	7	13.29	11	39
M. WOOD	125	25	0	100	0	786	178	2050	8\55	7	16.40	64	131
G. BERRY	125	1	46	78	0	520	66	2195	7\57	2	17.56	27	85
G. KENNY	124	1	63	59	1	798	188	2176	6\21	4	17.55	37	140
B. STONE	124	4	91	21	8	1141	274	3022	5\3	2	24.37	24	82
D. ROLL	122	8	68	43	3	716	218	1489	7\27	7	12.20	19	51
B. MEREDITH	118	0	118	0	0	464	76	1672	8\21	5	14.17	15	54
R. HADLEY	115	12	95	8	0	615	122	1882	6\21	2	16.37	61	135
P. McDERMID	106	28	53	3	22	590	129	1640	5\24	2	15.47	30	54
C. MASTERSON	106	7	77	6	16	788	236	1819	6\15	7	17.16	31	55
R. WARNER	105	0	33	21	51	812	238	1847	6\27	4	17.59	24	80
M. KASSIS	105	0	1	20	84	756	145	2008	6\67	4	19.12	12	60
P. KLEIN	105	0	29	76	0	611	109	2053	5\32	1	19.55	37	101
D. O'BRIEN	104	0	1	53	50	892	200	2691	6\40	3	25.88	26	62
D. LAGATS	102	0	33	47	22	645	139	1689	5\23	1	16.56	20	56
J. MOLONEY	101	101	0	0	0	803	231	1862	6\12	3	18.44	14	59



CLUB STATISTICS FOR ALL GRADES

TEAM SCORES OF 300+ MADE BY AUBURN

<u>SCORE</u>			<u>OPPONENT</u>	<u>GRADE</u>	<u>SEASON</u>	
6 / 406	dec	v's	LANE COVE	2ND	1964 - 65	
377		v's	ROSEVILLE	1ST	1964 - 65	
368		v's	WARRINGAH	2ND	1985 - 86	FINAL
350		v's	LANE COVE	4TH	1984 - 85	FINAL
343		v's	LANE COVE	1ST	1952 - 53	
7 / 335	dec	v's	BAULKHAM HILLS	1ST	1984 - 85	
9 / 329	dec	v's	LINDFIELD	1ST	1976 - 77	
7 / 326	dec	v's	PENNANT HILLS	3RD	1986 - 87	
9 / 325	dec	v's	LINDFIELD	3RD	1982 - 83	
325		v's	MACQUARIE UNI	1ST	1996 - 97	
324		v's	WENTWORTHVILLE	4TH	1990 - 91	
323		v's	EPPING	1ST	1985 - 86	
4 / 320	dec	v's	HOLROYD	4TH	1994 - 95	
6 / 314	dec	v's	MACQUARIE UNI	2ND	1996 - 97	
314		v's	PENNANT HILLS	4TH	1988 - 89	
4 / 313	dec	v's	ROSEVILLE	1ST	1974 - 75	
308		v's	RYDE	1ST	1952 - 53	
9 / 308	dec	v's	LINDFIELD	3RD	1984 - 85	
8 / 307	dec	v's	LINDFIELD	3RD	1987 - 88	
307		v's	HORNSBY	1ST	1953 - 54	
5 / 306	dec	v's	STRATHFIELD	4TH	1988 - 89	
8 / 304	dec	v's	LANE COVE	1ST	1987 - 88	
4 / 304	dec	v's	STRATHFIELD	4TH	1986 - 87	
8 / 302	dec	v's	LINDFIELD	1ST	1986 - 87	
4 / 301	dec	v's	EPPING	3RD	1985 - 86	
2 / 300	dec	v's	STRATHFIELD	4TH	1986 - 87	

SCORES OF 300+ MADE BY OPPONENTS

<u>SCORE</u>			<u>OPPONENT</u>	<u>GRADE</u>	<u>SEASON</u>	
7 / 422	dec	v's	STH EAST SYDNEY	4TH	1997 - 98	
8 / 393	dec	v's	HOLROYD	1ST	1996 - 97	
8 / 392	dec	v's	LINDFIELD	2ND	1982 - 83	
372		v's	LINDFIELD	2ND	1968 - 69	
7 / 366	dec	v's	BAULKHAM HILLS	4TH	1994 - 95	
360		v's	LANE COVE	2ND	1991 - 92	
356		v's	EPPING	3RD	1980 - 81	
9 / 351	dec	v's	LINDFIELD	1ST	1996 - 97	
349		v's	CANTERBURY	3RD	1977 - 78	
348		v's	LANE COVE	2ND	1956 - 57	
4 / 345		v's	MACQUARIE UNI	1ST	1996 - 97	
345		v's	LANE COVE	1ST	1995 - 96	
342		v's	LINDFIELD	1ST	1978 - 79	
338		v's	NORTHERN DISTRICTS	3RD	1965 - 66	
329		v's	WENTWORTHVILLE	1ST	1979 - 80	
329		v's	WENTWORTHVILLE	1ST	1973 - 74	
9 / 328	dec	v's	LINDFIELD	4TH	1997 - 98	
9 / 325	dec	v's	WENTWORTHVILLE	1ST	1983 - 84	
320		v's	UNI OF NSW	1ST	1964 - 65	
319		v's	STRATHFIELD	4TH	1982 - 83	
7 / 318		v's	WARRINGAH	3RD	1997 - 98	
318		v's	RYDE	1ST	1956 - 57	
5 / 317	dec	v's	MACQUARIE UNI	1ST	1993 - 94	
9 / 313	dec	v's	BAULKHAM HILLS	2ND	1994 - 95	
4 / 312	dec	v's	LINDFIELD	1ST	1976 - 77	
312		v's	WARRINGAH	4TH	1990 - 91	SEMI
6 / 310	dec	v's	SOUTHERN DISTRICTS	3RD	1968 - 69	
310		v's	HOLROYD	4TH	1997 - 98	
8 / 308	dec	v's	ROSEVILLE	2ND	1989 - 90	
7 / 307	dec	v's	ROSEVILLE	2ND	1980 - 81	
7 / 306	dec	v's	EPPING	4TH	1984 - 85	
8 / 306	dec	v's	LINDFIELD	2ND	1993 - 94	
306		v's	WENTWORTHVILLE	4TH	1987 - 88	
9 / 306	dec	v's	MACQUARIE UNI	1ST	1995 - 96	
6 / 305		v's	BLACKTOWN	3RD	1995 - 96	
8 / 305		v's	LINDFIELD	1ST	1997 - 98	
3 / 303	dec	v's	BAULKHAM HILLS	3RD	1991 - 92	
302		v's	LINDFIELD	1ST	1962 - 63	
4 / 301	dec	v's	HOLROYD	2ND	1995 - 96	
5 / 301	dec	v's	PENNANT HILLS	1ST	1968 - 69	
300		v's	PENNANT HILLS	3RD	1982 - 83	
300		v's	WARRINGAH	1ST	1997 - 98	

CLUB STATISTICS FOR ALL GRADES

TEAM SCORES OF 50 OR LESS MADE BY AUBURN

<u>SCORE</u>			<u>OPPONENT</u>	<u>GRADE</u>	<u>SEASON</u>	
8 / 16	dec	v/s	EPPING	2ND	1976 - 77	
18		v/s	BURWOOD	2ND	1982 - 83	SEMI
19		v/s	BURWOOD	4TH	1995 - 96	
21		v/s	EPPING	2ND	1970 - 71	
29		v/s	BEXLEY	2ND	1960 - 61	
32		v/s	RYDE	2ND	1972 - 73	
35		v/s	WENTWORTHVILLE	1ST	1983 - 84	
35		v/s	UNI OF NSW	3RD	1970 - 71	
35		v/s	BAULKHAM HILLS	3RD	1984 - 85	
37		v/s	UNI OF NSW	3RD	1970 - 71	
37		v/s	LINDFIELD	1ST	1972 - 73	
38		v/s	RANDWICK	3RD	1965 - 66	
39		v/s	UNI OF NSW	3RD	1970 - 71	
39		v/s	EPPING	4TH	1995 - 96	
40		v/s	BURWOOD	3RD	1970 - 71	
40		v/s	WENTWORTHVILLE	2ND	1985 - 86	
41		v/s	CUMBERLAND	3RD	1967 - 68	
41		v/s	WENTWORTHVILLE	2ND	1971 - 72	
41		v/s	EPPING	1ST	1957 - 58	
43		v/s	MACQUARIE UNI	3RD	1990 - 91	
43		v/s	SOUTHERN DISTRICTS	3RD	1968 - 69	
43		v/s	BEXLEY	2ND	1985 - 86	
45		v/s	CANTERBURY	1ST	1994 - 95	
46		v/s	CANTERBURY	2ND	1973 - 74	
46		v/s	UNI OF NSW	2ND	1971 - 72	
46		v/s	SUTHERLAND	3RD	1964 - 65	
47		v/s	UNI OF NSW	3RD	1969 - 70	
48		v/s	WENTWORTHVILLE	1ST	1973 - 74	SEMI
48		v/s	RYDE	1ST	1956 - 57	
49		v/s	MACQUARIE UNI	3RD	1971 - 72	
49		v/s	BURWOOD	1ST	1968 - 69	

TEAM SCORES OF 50 OR LESS MADE BY OPPONENTS


<u>SCORE</u>			<u>OPPONENT</u>	<u>GRADE</u>	<u>SEASON</u>	
19		v/s	MOSMAN	3RD	1965 - 66	
20		v/s	BURWOOD	1ST	1961 - 62	FINAL
22		v/s	WARRINGAH	1ST	1980 - 81	
23		v/s	CANTERBURY	3RD	1971 - 72	
24		v/s	RYDE	2ND	1969 - 70	
25		v/s	BEXLEY	3RD	1995 - 96	
26		v/s	ROSEVILLE	2ND	1965 - 66	
30		v/s	EPPING	4TH	1988 - 89	
32		v/s	RYDE	2ND	1972 - 73	
32		v/s	LINDFIELD	4TH	1984 - 85	
34		v/s	MACQUARIE UNI	3RD	1976 - 77	
35		v/s	SYDNEY UNI	3RD	1971 - 72	
36		v/s	LANE COVE	4TH	1982 - 83	
36		v/s	SUTHERLAND	2ND	1958 - 59	
37		v/s	SYDNEY UNI	3RD	1971 - 72	
37		v/s	BEXLEY	1ST	1952 - 53	
39		v/s	CANTERBURY	1ST	1990 - 91	
40		v/s	SUTHERLAND	1ST	1956 - 57	
40		v/s	LINDFIELD	1ST	1985 - 86	
42		v/s	LINDFIELD	1ST	1985 - 86	
42		v/s	UNIVERSITY	1ST	1954 - 55	
42		v/s	BURWOOD	3RD	1975 - 76	
42		v/s	BURWOOD	1ST	1976 - 77	
43		v/s	ROSEVILLE	4TH	1988 - 89	
45		v/s	BEXLEY	3RD	1985 - 86	
45		v/s	LANE COVE	2ND	1985 - 86	
46		v/s	LINDFIELD	3RD	1981 - 82	
47		v/s	LANE COVE	4TH	1988 - 89	
47		v/s	LANE COVE	1ST	1953 - 54	
48		v/s	BEXLEY	2ND	1981 - 82	
49		v/s	EPPING	2ND	1988 - 89	

THE DUCK CLUB AWARD (1997 - 98)

WINNER:	M. ROSE *	}	5	DUCKS
	J. BELL	}		
RUNNERS - UP:	N. ANDREWS	}		
	Z. YOUNAN	}		
	D. DIAS	}	4	DUCKS
	M. McDERMOTT	}		
	C. O'NEILL	}		
OTHER MINOR ACHIEVERS :	B. DOWLING	}		
	S. MADDEN	}		
	G. KASSIS	}		
	S. MOBBS	}		
	M. EGAN	}	3	DUCKS
	D. BETTIOL	}		
	N. HOPPER	}		
	N. RUGLESS	}		
	J. DOWLING	}		
	W. RANAWAKE	}		
A. LOVERIDGE	D. MacFARLANE	}		
D. RICHARDSON	M. WARD	}	2	DUCKS
D. SIRR	R. HAWKER	}		
L. PATON	G. RYAN	}		
C. DALEY, M. COLLINS, J. MORRICE, R. GRANT		}		
C. WILKINSON, M. COTTER, R. YOUNAN, S. BELL		}		
D. WEEDON, M. HOLMES, J. BEGNELL, G. BIRT		}	1	DUCK
A. MIHALJ, K. BARTON, M. POTTER, A. TURRIFF		}		
P. SMITH, K. WICKS, A. JONAI, J. COOK		}		

PREVIOUS SEASON WINNERS

<u>SEASON</u>	<u>NAME</u>	<u>No DUCKS</u>	<u>CLUB TOTAL</u>
1982 - 83	*****	4 *	61
1983 - 84	L. PENDREIGH	5 *	79
1984 - 85	S. RUDGELEY	4	77
1985 - 86	S. GUTHRIE	6	97
1986 - 87	R. WARNER	4	52
1987 - 88	W. SHEARGOLD	6	87
1988 - 89	*****	4 *	80
1989 - 90	N. FORD	3 *	68
1990 - 91	G. LANGLEY	4	76
1991 - 92	N. YOUNIS	4	66
1992 - 93	J. DUHIGG	4 *	81
1993 - 94	W. SAUNDERS	7 **	66
1994 - 95	B. STONE	5	99
1995 - 96	A. MITCHELL	5#	111 **
1996 - 97	N. WILLOUGHBY	5	84
1997 - 98	M. ROSE	5 *	96



(*) Indicates the trophy was won on a countback (lowest batting average)
 (#) Indicates the trophy was won on a countback (a pair recorded)
 (**) Club Record